

Nelson St Philip's C of E Primary School

We love to learn. We learn to love. We love and learn together



Class Pendle

Remote Learning

Thursday 25th February 2021

Daily Lesson Timetable	Year 1 (approximately)	Reception (approximately)
Phonics	20 minutes	20 minutes
English	45 minutes	30 minutes
Maths	55 minutes	30 minutes
Art	45 minutes	30 minutes
Reading time	30 minutes	15 minutes
Handwriting/ Spelling	10 minutes	10 minutes
PE	30 minutes	30 minutes
Worship	15 minutes	15 minutes

Mrs Variyam's Phonics

Today's sound is the digraph 'or'.



Shut the door. OR!

Remember a digraph is two special friends, when put together make one

Watch your lesson here:

<https://www.youtube.com/watch?v=4DKgE82LNW8>

Can you write these words in your book?



c _ .



sp _ .



. ai . _



f _ .

Can you read these words?

cork



torn




fort



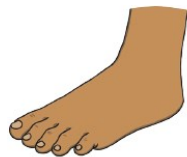

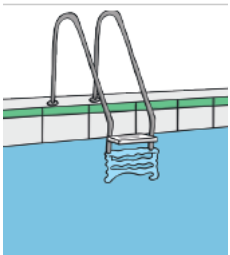


Miss Nuttall's Phonics

Today we are going to recap the digraphs short 'oo' long 'oo' and 'ar'



Look at the images. Writing them into your book, write them into one of three columns. Long oo, short oo and ar.



Mrs Hussain's Phonics

Today's sound is the split digraph... 'oi'



Spoil the boy, OI!

spoil the boy

Watch your lesson here

<https://www.youtube.com/watch?v=TYh-5y3vCIA>

Can you read these words?

b o i l s o i l c o i l j o i n

Can you write these words in your book? Use the sound buttons to help.



_ .




c _ .



f _ .



t _ . . .



_ n k

Extra Phonics

Remember you can always use games to practice your phonics

- Tricky word snap
- I spy
- Sound hunt



www.phonicsplay.co.uk



www.phonicsbloom.com

English To find and innovate a plot.

Today, we are going to find the plot of the story Jack and the Bean stalk and consider how we could change the story to make it our own.

Watch Miss Nuttall's lesson here:

<https://www.loom.com/share/c16af55cd0824b21b098555c99c7bdfb>

Next, complete the innovation column for each box. You are only changing the words in red.

For example

Child climbs giant *plant*.

Aisha climbs a giant *strawberry plant*.

Your main character and plant has to stay the same throughout the story.

Please do not copy the whole grid. Just write the sentences from the innovation column and fill in the blanks. Reception an adult can write the black words. But, you can write in the blank spaces. Year 1, you need to copy the sentences independently.

English To find and innovate a plot.

<u>Jack and the Beanstalk</u>	<u>Extract the Basic Plot</u>	<u>Innovations</u>
Mum tells Jack to sell Daisy at the market because they are poor.	Mum tells child to sell valuable ani- mal .	.
Jacks meets a strange man who offers to buy Daisy for magic beans.	Child meets a strange person who offers magic beans for animal .	
Mum throws the beans out of the window and a giant beanstalk grows	Mum throws beans out of the window and a giant plant grows.	
Jacks climbs the beanstalk and finds a giant who has a magic harp and chicken who lays golden eggs.	Child climbs plant and meets a giant with a magic chicken and instrument .	
Jacks steals the chicken and the harp and runs away.	Child steals the chicken and instrument and runs away.	
Jack climbs down the beanstalk and mum chops it down.	Child climbs down plant and mum chops it down.	

Reception Maths: To combine two groups of objects.

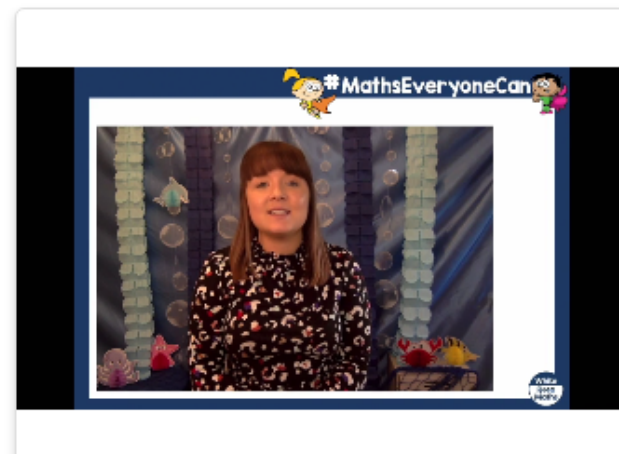
We are going to be using White Rose Maths to help us with our learning today.

First I would like you to count forwards to and backwards from 20.

Next, I would like you to watch the video of 'combing 2 groups together'
Combing groups means we are adding numbers together,

<https://whiterosemaths.com/homelearning/early-years/growing-6-7-8-week-2/>

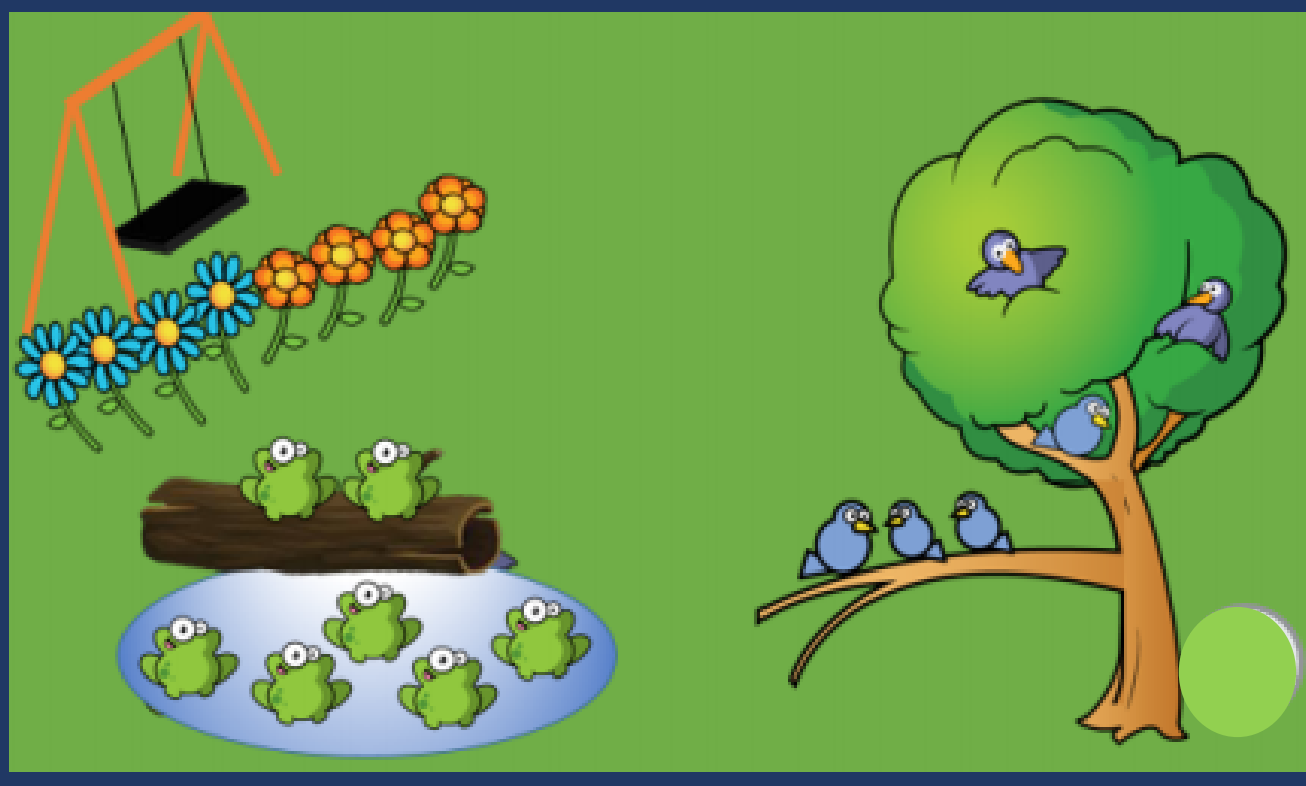
Combining 2 groups



Next, complete the questions on the next page. You can use drawings or counters (pasta, socks, buttons) from around your house if you need to.

Reception Maths: To combine two groups of objects.

Look at the picture carefully and answer the questions



How many blue flowers?

How many orange flowers?

How many flowers altogether?

How many frogs on the log?

How many frogs in the pond?

How many frogs altogether?


How many bird in the tree?

How many birds on the branch?

How many bird altogether?

You can also play this addition game.

<https://www.topmarks.co.uk/addition/addition-to-10>



Year 1 Maths: To describe direction using forwards, backwards, left and right.

First, listen to the 'count by 2s' song.

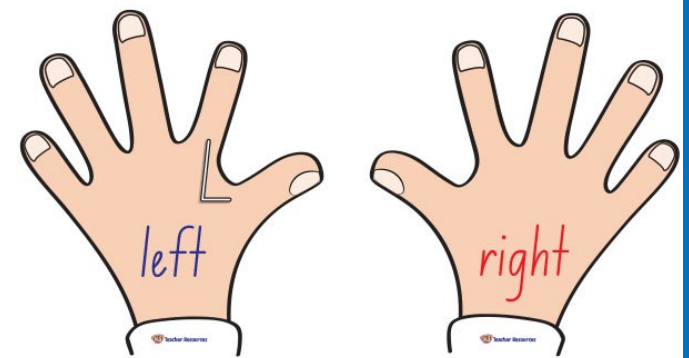
<https://www.youtube.com/watch?v=OCxvNtrcDI8>

Next, watch Miss Nuttall's video on describing direction.

<https://www.loom.com/share/0c490c22f7864f8e93337ee34949e584>

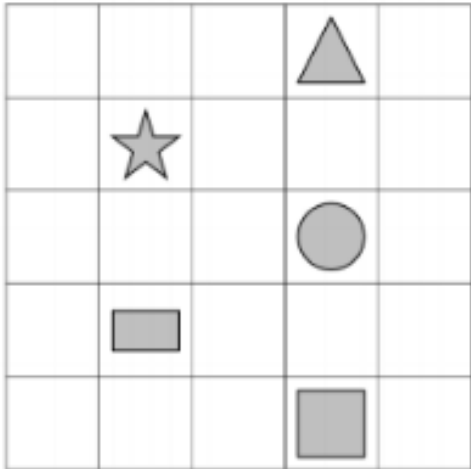
Then, complete the questions on the following slides. I hope this is easier than switching to a different sheet. You do not need to print these questions. They can be answered in your book,

Top tip for today's lesson. If you look at your hands. Your left hand creates an L shape. L is for left.



Year 1 Maths: To describe direction using forwards, backwards, left and right.

Guided Learning Task 1 (Write the instructions for Ali).



rectangle to star is forwards 2

triangle to circle is _____

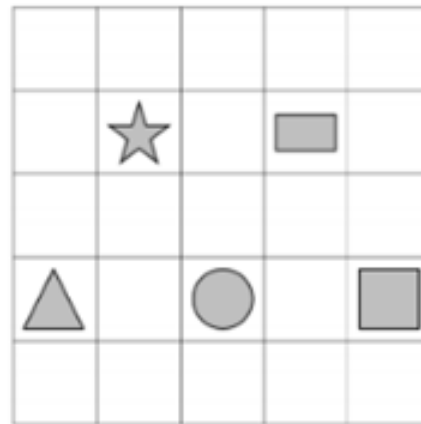
square to circle is _____

triangle to square is _____

Use the vocabulary:

- forwards,
- backwards,
- left and right.

Guided Learning Task 2 (Write the instructions for Ali).



rectangle to star is left 2

triangle to circle is _____

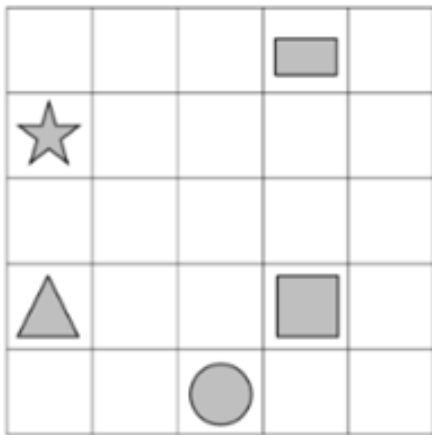
square to circle is _____

triangle to square is _____

Year 1 Maths: To describe direction using forwards, backwards, left and right.

Independent Learning Tasks

Write the instructions for Ali.

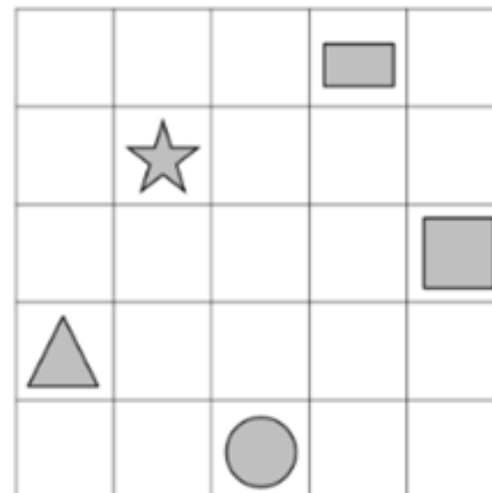


☆ to ▲	_____
■ to ▲	_____
▭ to ☆	_____
▲ to ▭	_____

Use the vocabulary:

- forwards,
- backwards,
- left and right

Follow the instructions. Draw the shape that you get to.



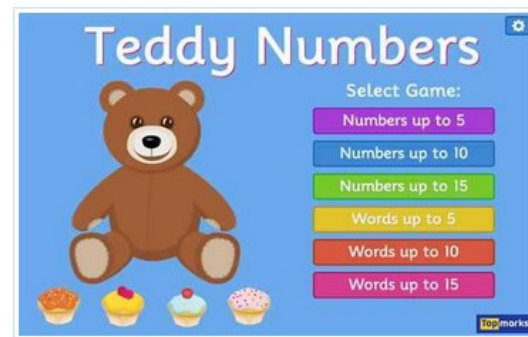
Start at ● Forward 2. Right 2. Finish at _____
Start at ☆ Backward 2. Left 1. Finish at _____
Start at ■ Left 3. Forward 1. Finish at _____
Start at ▭ Backward 2. Left 1. Backward 2. Finish at _____

This grid can be drawn in your book if you do not have a printer.

Maths (Extra activities)


You can keep practicing your maths skills by;

- number songs with [Jack Hartmann on You tube](#)
- Playing maths games on [Top Marks](#)
- Playing maths games on [education.com](#)
- Making numerals out of household objects/
Lego
- Playing dominos
- Playing board games
- Playing cards



Art: To explore the work of Wassily Kandinsky

This half term we are looking at the Artist Wassily Kandinsky. We are focusing on colour mixing and drawing patterns with a variety of tools,




He is famous for his modern abstract art and bold colours.

Abstract art is art that uses colour, lines and shapes but does not look like a real life objects.

Art: To explore the work of Wassily Kandinsky

Task 1: I would like you to research Wassily Kandinsky. Can you find 5 facts out about him? You will need an adult to help you with this task.

Task 2: I would like you to look at his art work either below or on Goggle. Look at in in detail. What do you like about his work? What do you dislike about his work? Should art always 'look' like real objects?




Reading Group 1 (Mrs Variyam's & Miss Nuttall's Phonics Groups)

Today, we are going to combine all of the reading skills we have looked at, to answer the questions below. Please try and read the passage independently, an adult can help you read the questions.

Tim's Egg

- 7 Tim put an egg in a pan.
- 11 The egg got hot.
- 20 Tim put the hot egg in an egg cup.
- 26 Tap the top of the egg.
- 31 Dip it in the egg.
- 34 Tim is full.



Read Together Quick Questions



1. Who put an egg in a pan?



2. Which word describes the egg? Tick one.

- top
- hot
- full



3. What time of day do you think it is in this story? Why?



4. What might Tim do next?

Reading Group 2 (Mrs Hussain's Phonics Groups)

Today, we are going to combine all of the reading skills we have looked at, to answer the questions below. Please try and read the passage independently, an adult can help you read the questions.

Gifts for the Twins

Lavender and Hamilton were cheerful.

Gran and Gramps had come to visit them for three weeks!

Gramps had a gift box for them in his hand.

The twins did not expect a gift so they were full of joy!

Lavender got a soft, green blanket for her bedroom and Hamilton got a dark brown winter coat.



Read Together Quick Questions



1. What gift did Hamilton get?



2. Find and copy one word or phrase that means 'happy'.



3. How do you think the twins felt when they opened their gifts?



4. Write what you think Lavender might say next.

Spellings

It's time to practice our spellings.

Reception

- 1) back
- 2) Jack
- 3) sack
- 4) pack
- 5) rack

Year 1

- 1) neat
- 2) leaf
- 3) beans
- 4) clean
- 5) mean
- 6) meat
- 7) dream
- 8) heat



P.E

Visit our 'PE at Home' page for your P.E challenge with Mr Ashworth



<https://www.st-philips.lancs.sch.uk/page/pe-at-home/89749>

Or try clicking on the images below for an alternative.



<https://www.youtube.com/user/CosmicKidsYoga>



<https://www.youtube.com/user/thebodycoach1>



<https://primarypeplanning.com/home-pe>

Worship

Visit our 'Worship at Home' page for our daily worship



<https://www.st-philips.lancs.sch.uk/page/worship-at-home/89768>