

Nelson St Philip's C of E Primary School

We love to learn. We learn to love. We love and learn together



Class Pendle

Remote Learning

Wednesday 24th February 2021

Daily Lesson Timetable	Year 1 (approximately)	Reception (approximately)
Phonics	20 minutes	20 minutes
English	45 minutes	30 minutes
Maths	55 minutes	30 minutes
Science	45 minutes	30 minutes
Reading time	30 minutes	15 minutes
Handwriting/ Spelling	10 minutes	10 minutes
PE	30 minutes	30 minutes
Worship	15 minutes	15 minutes

Mrs Variyam's Phonics

Today's sound is the digraph 'ar'



Start the car. AR!

Remember a digraph is when two special friends make one sound.

Watch your lesson here:

<https://www.youtube.com/watch?v=KPBIT0-Yy80>

Can you write these words in your book?



b _ .



p _ .



f _ .



s _ .

Can you read these words?

bark

park

hard

market



Miss Nuttall's Phonics

Today we are going to recap the trigraph 'air'



That's not fair. AIR

Remember a trigraph is where three special friends make one sound.

Watch your lesson here

https://www.youtube.com/watch?v=J1N981p2sOw&list=PLSGbfkpGVgWIQd6sfrxi8OC_Gn0snDDpM&index=11

Can you read these words?

fair pair hair chair

Can you write these words in your book?



Mrs Hussain's Phonics

Today's sound is the digraph... 'ew'



chew the stew

Chew the stew. EW!

There are lots ways to make the 'ew' sound. Look at the words below. Where does this 'ew' live?

Watch your lesson here

https://www.youtube.com/watch?v=WPBL0dYwz5c&list=PLSGbfkpGVgWlQd6sfrxi8OC_Gn0snDDpM&index=25

Can you read these words?

few **pew** **new** **stew**

Next I would like you to play "Obb and Bob" Pick phase 5 and the 'ew' sound.

<https://www.phonicsplay.co.uk/resources/phase/2/picnic-on-pluto>

Extra Phonics

Remember you can always use games to practice your phonics

- Tricky word snap
- I spy
- Sound hunt



www.phonicsplay.co.uk



www.phonicsbloom.com

English To identify features of a text.


Today, we are going to look at the features of a traditional tale. Now, we cannot just look at one story and think this is the same for all traditional tales. So Miss Nuttall is going to read you a different traditional tale.

Click on the link below to watch.

<https://www.loom.com/share/90419f810d164c9780b0ff60b378f93d>

Traditional tale check list;

- Title
- Once upon a time
- Setting
- Good character
- Bad character
- Happy ending.



English To identify features of a traditional tale.

Complete the table below. Adults, please draw the table into your child's remote learning booklet.

Reception: tell your adults the answers and they can write them for you. Please complete Jack and the Beanstalk and Rapunzel.

Year 1: complete the table by your self. Please complete all three stories

Title	Once Upon a time	Where is the story set?	What is the special item?	Who is the good character?	Who is the bad character?	Does the story have a happy ending?
Jack and the Beanstalk						
Rapunzel						
Little Red Riding Hood						

Reception Maths: To find two more than a given number.

First please count forwards to and backwards from 20.

Next, watch Miss Nuttall's lesson, to learn how to find 2 more than a number.

<https://www.loom.com/share/db89bd8566d94316bb7fe72cb44b533b>

Next, I would like you to answer these questions.

- 1) Two more than 3.
- 2) Two more than 7.
- 3) Two more than 9
- 4) Two more than 2.
- 5) Two more than 6
- 6) Two more than 4.

If you need objects to help you that is fine, you could use Lego, pasta, socks, cars, dolls or anything you have in your house. Adults, if your child uses objects to help them please can you write a note on their learning.

Year 1 Maths: To recognise and order the value of coins and notes.

First, listen to the 'count by 5's' song.

<https://www.youtube.com/watch?v=amxVL9KUmq8>

Next, I would like you to watch Miss Nuttall's video. If you have a paper pack you will find these slides at the back of your pack.

<https://www.loom.com/share/43ce475c1fb844c4a2df87f090e99e39>

Then, I would like you to complete the following worksheet. If you do not have a printer these questions can easily be recreated using loose change from your home.

Click the image to enlarge it.

You may also click this link to play the coin recognition game. <https://natwest.mymoneysense.com/students/students-5-8/spot-the-coins/>

Guided Learning Task 1 (fill in the missing coin values)

1p _____ 5p _____ 20p _____ £1 _____




Guided Learning Task 2 (draw a line to match front and back of the notes)



Independent Learning (write the coins in order)

Greatest _____ Least _____

Write the value of these coins and notes



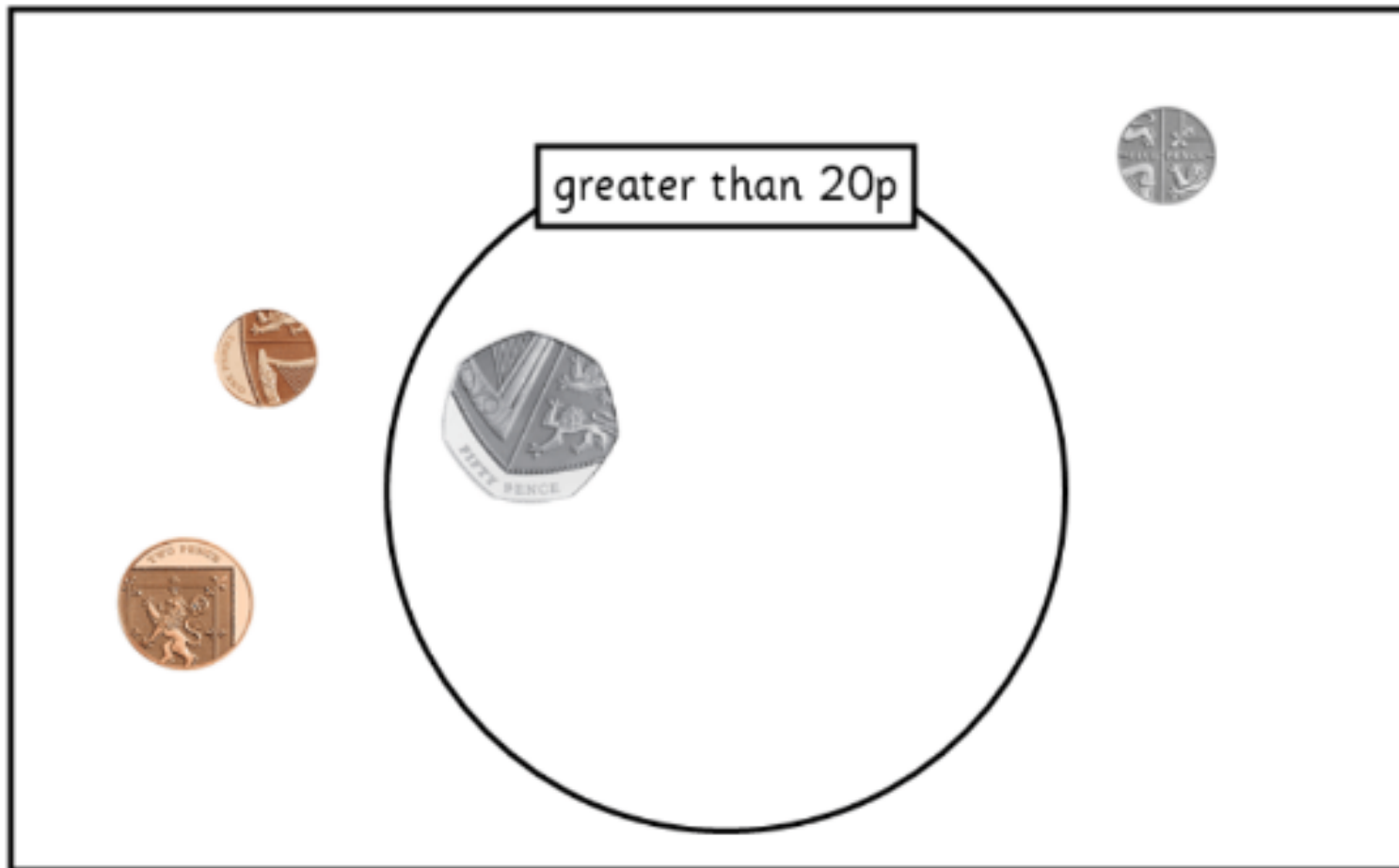
£ _____

£ _____

Year 1 Maths: To recognise and order the value of coins and notes.

Challenge

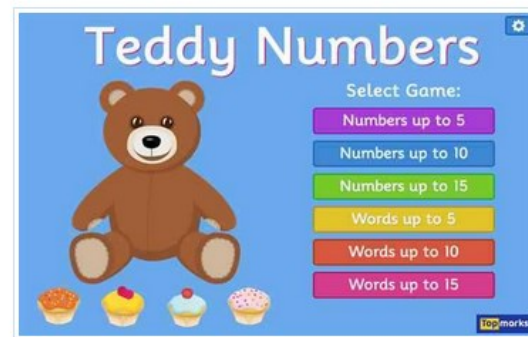
Which coins are missing from this sorting diagram?



Maths (Extra activities)

You can keep practicing your maths skills by;

- number songs with [Jack Hartmann on You tube](#)
- Playing maths games on [Top Marks](#)
- Playing maths games on [education.com](#)
- Making numerals out of household objects/
Lego
- Playing dominos
- Playing board games
- Playing cards



Science: To identify herbivores, carnivores and omnivores.

This half term in Science, we are learning about animals. Today, we are looking at what animals eat.

Animals, including humans do not eat the same things.

Watch the following two clips below to find out more.

<https://www.youtube.com/watch?v=3yrikH2QEFA>

<https://www.bbc.co.uk/bitesize/topics/z6882hw/articles/z96vb9q>

Herbivore: an animal that only eats plants.

Carnivore: an animal that only eats meats.

Omnivore: an animal that eats meat and plants.



Science: To identify herbivores, carnivores and omnivores.

Task: I would like you to sort the animals into three columns.

Herbivore	Omnivore	Carnivore




hedgehog

I eat beetles, worms, slugs, snails, fruit and berries.



owl

I eat insects, fish and other small animals.



pig

I eat leaves, roots, grass and dried food made from meat.



blue whale

I eat krill, these are small animals that live in the sea.



wasp

I eat flies, bees, spiders, fruit and tree sap.



polar bear

I eat seals, whales and walrus.




squirrel

I eat nuts, pine cones, fruit, fungi and plants.



snail

I eat mushrooms, fruit and leaves.



vulture

I eat meat from animals that are already dead.



cat

I eat mice.



lion

I eat antelopes, buffaloes, zebras and giraffes.



penguin

I eat fish, squid and krill (small animals that live in the sea).

Use their clues to help you. If you do not have a printer you can write/ draw their names into the correct columns for me.


Challenge: Can you think of 3 more animals for each column.

Reading Group 1 (Mrs Variyam's & Miss Nuttall's Phonics Groups)

Today, we are going to combine all of the reading skills we have looked at, to answer the questions below. Please try and read the passage independently, an adult can help you read the questions.

Nan's Pets

- 1. Nan had a pet cat.
- 2. Mog sat on the rug.
- 3. Mog had a big nap.
- 4. Nan had a pet dog.
- 5. Bob did not sit on the rug.
- 6. Bob did not nap.
- 7. Bob ran a lot.
- 8. Mog and Bob did not get on.



Read Together Quick Questions



1. Whose pets were Mog and Bob?



2. Find and copy one word that means the same as 'sleep'.



3. What might Mog have said to Bob? Tick one.

- I wish you would calm down.
- I think you are fun.
- You sleep too much.



4. Do you think that Nan will get another pet? Why?

Reading Group 2 (Mrs Hussain's Phonics Groups)

Today, we are going to combine all of the reading skills we have looked at, to answer the questions below. Please try and read the passage independently, an adult can help you read the questions.

Free Snot Broth

Do you like to tuck into food that is full of gunk and dirt?

Do you think that frog teeth are tempting for brunch?

Good!

My fresh snack bar sells horrid things to munch on that are perfect for a peckish witch or goblin.

Visit now and you will get a free dish of snot broth with all orders!



Read Together Quick Questions



1. What would you get for free if you visited the snack bar now?



2. ... **perfect for a peckish witch or goblin.**
What do you think the word **peckish** means?



3. How would you feel if you had to eat at this snack bar? Why?



4. What is the last thing that you find out about in this text?

Spellings

It's time to practice our spellings.

Reception

- 1) ill
- 2) bill
- 3) fill
- 4) hill
- 5) till

Year 1

- 1) chain
- 2) pain
- 3) brain
- 4) train
- 5) mail
- 6) rain
- 7) wait
- 8) paint



P.E

Visit our 'PE at Home' page for your P.E challenge with Mr Ashworth



<https://www.st-philips.lancs.sch.uk/page/pe-at-home/89749>

Or try clicking on the images below for an alternative.



<https://www.youtube.com/user/CosmicKidsYoga>



<https://www.youtube.com/user/thebodycoach1>



<https://primarypeplanning.com/home-pe>

Worship

Visit our 'Worship at Home' page for our daily worship



<https://www.st-philips.lancs.sch.uk/page/worship-at-home/89768>