

# Nelson St Philip's C of E Primary School

*We love to learn. We learn to love. We love and learn together*



## Class Pendle

### Remote Learning

*Tuesday 23rd February 2021*

Daily Lesson Timetable	Year 1 (approximately)	Reception (approximately)
Phonics	20 minutes	20 minutes
English	45 minutes	30 minutes
Maths	55 minutes	30 minutes
Computing.	45 minutes	30 minutes
Reading time	30 minutes	15 minutes
Handwriting/ Spelling	10 minutes	10 minutes
PE	30 minutes	30 minutes
Worship	15 minutes	15 minutes

# Mrs Variyam's Phonics

Today's sound is the digraph long 'oo':



Poo at the zoo. OO!

Remember a digraph is when two special friends make one sound.

Can you read these words?

**too**

**food**

**soon**

**boom**

**hoof**

Watch your lesson here:

[https://www.youtube.com/watch?v=jF5x0m7JFpE&list=PLSGbfpkGVgWlQd6sfrxi8OC\\_Gn0snDDpM&index=1](https://www.youtube.com/watch?v=jF5x0m7JFpE&list=PLSGbfpkGVgWlQd6sfrxi8OC_Gn0snDDpM&index=1)

Can you write these words? Remember they all include the 'oo' sound.



# Miss Nuttall's Phonics

Today we are going to recap the digraph 'ou'



Shout it out. OU!

Watch your lesson here

[https://www.youtube.com/watch?](https://www.youtube.com/watch?v=ynSDIWsfugo&list=PLSGbfkpGVgWlQd6sfrxi8OC_Gn0snDDpM&index=13)

[v=ynSDIWsfugo&list=PLSGbfkpGVgWlQd6sfrxi8OC\\_Gn0snDDpM&index=13](https://www.youtube.com/watch?v=ynSDIWsfugo&list=PLSGbfkpGVgWlQd6sfrxi8OC_Gn0snDDpM&index=13)

Use the interactive dice to play read and roll. Roll the dice and read a word that matches that number.

<https://www.online-stopwatch.com/online-dice/>

1	found	mountain	out	sound	mouth
2	out	mouth	mountain	found	ground
3	sound	count	ground	mouth	mountain
4	round	ground	found	sound	out
5	cloud	sound	mouth	mountain	ground
6	mouth	found	ground	round	sound

# Mrs Hussain's Phonics

Today's sound is the split digraph... 'u-e'



Huge brute. U-E!

Remember a split digraph is where two special friends cannot sit next to each other because they talk too much.

Watch your lesson here

[https://www.youtube.com/watch?v=sYwRVG37I6k&list=PLSGbfpkGVgWlQd6sfrxi8OC\\_Gn0snDDpM&index=21](https://www.youtube.com/watch?v=sYwRVG37I6k&list=PLSGbfpkGVgWlQd6sfrxi8OC_Gn0snDDpM&index=21)

Can you read these words?

**rude**   **rule**   **prune**   **June**   **flute**


Can you write these words in your book? Use the sound buttons to help.



t . b .



m . l .



C . b .

## Extra Phonics

Remember you can always use games to practice your phonics

- Tricky word snap
- I spy
- Sound hunt



[www.phonicsplay.co.uk](http://www.phonicsplay.co.uk)



[www.phonicsbloom.com](http://www.phonicsbloom.com)

## English To compare traditional tales.

Remember traditional tales are stories that have been told over and over again. This sometimes means that the stories change ever so slightly.


Today I would like you to watch this clip of Jack and the Beanstalk. Watch it carefully, y. What do you notice? Is everything the same or are some things different?

<https://www.youtube.com/watch?v=W5rxflRgXRE>

Use the sentence frame

The stories are the same because \_\_\_\_\_.

The stories are different because \_\_\_\_\_.



## Reception Maths: To find one more than a given number.

First please count forwards to and backwards from 20.

Next, watch Miss Nuttall's lesson, to learn how to find 1 more than a number.

<https://www.loom.com/share/07c505446df545858059bba736dbfdd1>

Next, I would like you to answer these questions.

- 1) one more than 5.
- 2) One more than 3.
- 3) One more than 8.
- 4) One more than 7.
- 5) One more than 0.
- 6) One more than 4.

If you need objects to help you that is fine, you could use Lego, pasta, socks, cars, dolls or anything you have in your house. Adults if your child uses objects to help them please can you write a note on their learning



# Year 1 Maths: To recognise and describe coins

First, listen to the 'count by 10's' song.

<https://youtu.be/7stosHbZZZg>

Next, I would like you to watch Miss Nuttall's video. If you have a paper pack you will find these slides at the back of your pack.

<https://www.loom.com/share/2b916dcf774c4080acda3b27c5e9234e>

Then, I would like you to complete the following worksheet. If you do not have a printer these questions can easily be recreated using loose change from your home.

Click the image to enlarge it.

You may also click this link to play a sorting/ ordering coin game [https://](https://www.topmarks.co.uk/money/coins-game)


[www.topmarks.co.uk/money/coins-game](https://www.topmarks.co.uk/money/coins-game)

23.02.21

LO: To recognise coins by colour, shape, size and words.

**Guided Learning Task 1** (draw a line to match the coins that are the same)

One has been done for you.



**Guided Learning Task 2** (for each coin, tick the correct words in each group)



**Independent Learning** (count the given coins)

How many 50p coins are here? \_\_\_\_\_

How many £1 (one pound) coins are here? \_\_\_\_\_



Alli has a coin in her pocket. Use the clues to find the coin.

- The coin is **not** round.
- It is gold and silver.
- It is small.

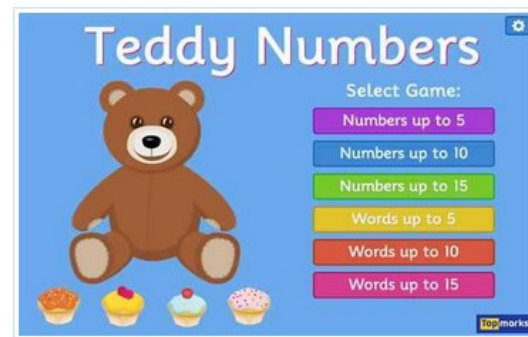
Tom has a coin in his pocket. Use the clues to find the coin.

- The coin is **not** round.
- It is silver.
- It is **not** small.

# Maths (Extra activities)

You can keep practicing your maths skills by;

- number songs with [Jack Hartmann on You tube](#)
- Playing maths games on [Top Marks](#)
- Playing maths games on [education.com](#)
- Making numerals out of household objects/  
Lego
- Playing dominos
- Playing board games
- Playing cards



## Computing: To sort objects to match criteria.

This half term in computing we are going to be looking at sorting, grouping and instructions. Today, we are going to focus on sorting and grouping.

We can't do something on a computer without being able to do it in real life first. So, I would like you to go and collect 10 items of clothing (any it doesn't matter which)

Now, we are going to sort them into groups of objects that are the same and different.

Can you sort your clothes into 2 piles.

- T shirts and not t-shirts.
- Red and other colours.
- Tops and bottoms.




Take a photograph,  
I'd love to see how  
you get on.

# Reading Group 1 (Mrs Variyam's & Miss Nuttall's Phonics Groups)

Today, we are going to combine all of the reading skills we have looked at, to answer the questions below. Please try and read the passage independently, an adult can help you read the questions.

## Go Back to Bed!

I got up to put on the fan.




Go back to bed, Bill!

I am hot! Can I get a cup of pop?

No, Bill. Not pop. Go back to bed!

I got up to get a doll.

Go back to bed, Bill!



## Read Together Quick Questions



1. Find and copy one word that means the same as 'warm'.

\_\_\_\_\_



2. What does Bill want to put on when he first gets up?

\_\_\_\_\_



3. Number these facts from 1-3 to show the order that they happen in the story.

- Bill tries to get a doll.
- Bill gets up to put on the fan.
- Bill asks for a cup of pop.



4. What do you think that Bill will do next?

\_\_\_\_\_

\_\_\_\_\_

# Reading Group 2 (Mrs Hussain's Phonics Groups)

Today, we are going to combine all of the reading skills we have looked at, to answer the questions below. Please try and read the passage independently, an adult can help you read the questions.

## The Odd Coin

I can see a coin on the rocks.

It is red and it has an odd mark on it.

It might be a good luck charm.

I will pick it up and check with Dad.

He will tell me if I can keep it.



## Read Together Quick Questions



1. Find and copy one word that describes the mark on the coin.

\_\_\_\_\_



2. Where did the author see the coin?  
Tick one.

- in a bin  
 on the rocks  
 at the fair



3. How might the coin have got onto the rocks?

\_\_\_\_\_  
\_\_\_\_\_



4. What do you think Dad will say?

\_\_\_\_\_

## Handwriting

Today, I would like you to practice writing your letters with descenders 'j, g, q, p, and y'

You can either practice these in your remote learning booklet or through the letter join website. If you are completing these in your book, I would like a line of each letter. Look at the example, look at there size, the lines, where they start and where the end. Try and make them match.

j j j

g g g

q q q

p p p

y y y

Letter-join 

<https://www.letterjoin.co.uk/>

# P.E

Visit our 'PE at Home' page for your P.E challenge with Mr Ashworth



<https://www.st-philips.lancs.sch.uk/page/pe-at-home/89749>

Or try clicking on the images below for an alternative.



<https://www.youtube.com/user/CosmicKidsYoga>



<https://www.youtube.com/user/thebodycoach1>



<https://primarypeplanning.com/home-pe>

# Worship

Visit our 'Worship at Home' page for our daily worship



<https://www.st-philips.lancs.sch.uk/page/worship-at-home/89768>