

Nelson St Philip's C of E Primary School

We love to learn. We learn to love. We love and learn together



Class Pendle

Remote Learning

Friday 12th February 2021

Daily Lesson Timetable	Year 1 (approximately)	Reception (approximately)
Phonics	20 minutes	20 minutes
English	45 minutes	30 minutes
Maths	55 minutes	30 minutes
Reading time	30 minutes	30 minutes
Fun Time Friday	Remember to take time to relax, - you too adults.	
PE	30 minutes	30 minutes
Worship	15 minutes	15 minutes

Mrs Variyam's Phonics

Can you read these words?

Today's sound is the digraph 'ow'.



Blow the snow. OW!

A

S OW

b l ow

th r ow

y e ll ow

Watch your lesson here:

https://www.youtube.com/watch?v=P0aTzxWtS9c&list=PLSGbfkpGVgWlQd6sfrxi8OC_Gn0snDDpM&index=3

Can you write these words in your book?



c . _



s . _



b _



p . _ _

Miss Nuttall's Phonics

Today we are going to recap the digraph 'ir'



whirl and twirl

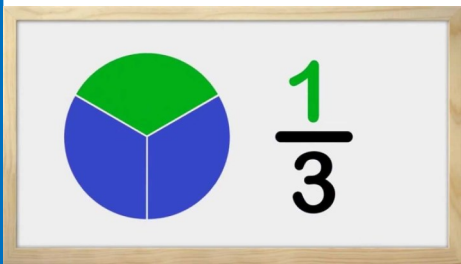
Whirl and twirl. IR!

Remember a digraph is a special set of friends. When you put them together they make one sound.

Watch your lesson here

https://www.youtube.com/watch?v=IXeYGWrMuWs&list=PLSGbfkpGVgWlQd6sfrxi8OC_Gn0snDDpM&index=10


Can you write these pictures as words? Remember they all include the 'ir' sound.




th _ .



c _ . . .



c _ . . e



s . _ .

Mrs Hussain's Phonics

Today's sound is the split digraph... 'o-e'



Phone home 'o-e'

A split digraph is where the special friends cannot sit next to each other because they talk too much. This means there must always be a letter between them

Watch your lesson here

https://www.youtube.com/watch?v=RFD5C4a-Xb4&list=PLSGbfkpGVgWlQd6sfrxi8OC_Gn0snDDpM&index=15

Can you read these words?

stone **alone** **pole** **bone** **those**

Can you write these words in your book? Use the sound buttons to help.



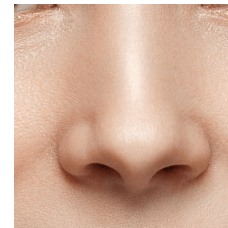
r ...



r ...



h ...



n ...



n ...

Extra Phonics

Remember you can always use games to practice your phonics

- Tricky word snap
- I spy
- Sound hunt



www.phonicsplay.co.uk



www.phonicsbloom.com


English To talk about the main events in a story.

Today we are going to read the rest of the story.

Follow the link below to listen to Miss Nuttall.

<https://www.loom.com/share/bca9eebb52d546f9b530e0bc3b5924b0>

If you have a paper pack, you will find the story in your pack.



Task

After reading the remainder of the story, I would like you to complete the grid on the next page.

Reception: You only need to complete the likes and dislikes boxes.

Year 1: I would like you to complete the whole grid in full sentences please.

English: To talk about the main events in a story.

Name 3 things you like about the story.

I like ...

Name 2 things you dislike in the story.

I did not like

What is the problem in the story?

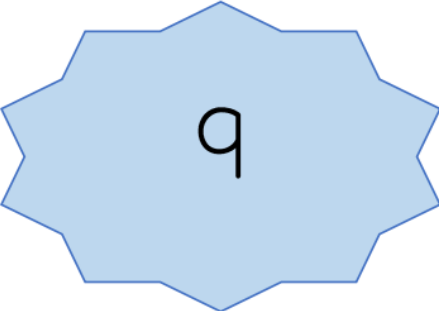
The problem in the story is

Do you have any questions about the story?

Reception Maths: To show an understanding of the number 9.

First count forwards to and backwards from 20.

Next complete the grid. I have edited the grid a little bit. Hopefully this makes the task a little easier to follow.

<p>You can use objects around the house to help you</p> <ul style="list-style-type: none">• Pasta• Buttons• Lego• Grapes	<p>One more than 9 is...</p>	<p>Write it as a word.</p> <p>nine</p>
<p>2 more than 9</p>		<p>2 less than 9.</p>
<p>Take it away from 10.</p> <p>$10 - 9 = \underline{\quad}$</p>	<p>One less than 9 is...</p>	<p>Draw it as a picture (For example, <u> </u> flowers).</p>

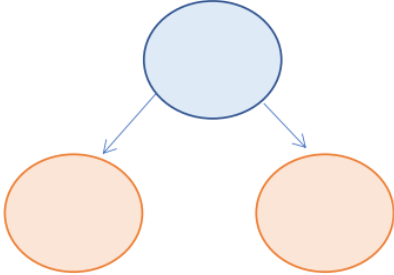
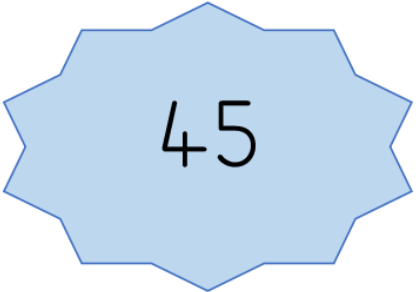
Year 1 Maths: To show an understand of the number 45.

First, listen to the 'count by 2's' and 'count by 5's' song.

<https://www.youtube.com/watch?v=OCxvNtrcDIs>

<https://www.youtube.com/watch?v=amxVL9KUmq8>

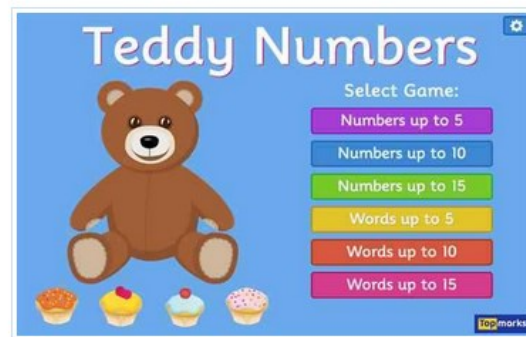
Next complete the grid. I have edited the grid a little bit. Hopefully this makes the task a little easier to follow.

<p>You can use objects around the house to help you. Or use this 100 square to help you... Paint the Squares - Interactive Number Charts (topmarks.co.uk)</p>	<p>Find one more than 45</p>	<p>Make it as a Part Part Whole</p> 
<p>How many tens and ones?</p> <p>_____ tens</p> <p>_____ ones</p>		<p>45 - 2...</p>
<p>Find ten less...</p>	<p>Find one less than 45</p>	<p>Find ten more...</p>

Maths (Extra activities)

You can keep practicing your maths skills by;

- number songs with [Jack Hartmann on You tube](#)
- Playing maths games on [Top Marks](#)
- Playing maths games on [education.com](#)
- Making numerals out of household objects/
Lego
- Playing dominos
- Playing board games
- Playing cards



Fun Time Friday.- Screen Free Time

Every Friday afternoon we would like you to take some time away from all electronics and screens. So that you can take some time to relax and recharge. This includes you too adults. Please find below some ideas that you could do this afternoon. I will attach a list of other suggestions to our daily email

You could build a den.



You could make a sock puppet



You could play board games.




Reading Group 1 (Mrs Variyam's & Miss Nuttall's Phonics Groups)

Today, we are going to combine all of the reading skills we have looked at, to answer the questions below. Please try and read the passage independently, an adult can help you read the questions.

Tim's Egg

- 7 Tim put an egg in a pan.
- 11 The egg got hot.
- 20 Tim put the hot egg in an egg cup.
- 26 Tap the top of the egg.
- 31 Dip it in the egg.
- 34 Tim is full.



Read Together Quick Questions



1. Who put an egg in a pan?



2. Which word describes the egg? Tick one.

- top
- hot
- full



3. What time of day do you think it is in this story? Why?



4. What might Tim do next?

Reading Group 2 (Mrs Hussain's Phonics Groups)

Today, we are going to combine all of the reading skills we have looked at, to answer the questions below. Please try and read the passage independently, an adult can help you read the questions.

Fish and Chips

Jan and Dan meet near the church.

They get a bus to the fish and chip shop.


Nan will join them too.

Jan gets cod and chips in a dish.

Dan gets chips and a fork.

Nan gets eel and chips.

Then they all go to the park.



Read Together Quick Questions



1. Where did Jan and Dan meet? Tick one.

- on the bus
- at the fish and chip shop
- near the church



2. Find and copy the name of the fish that Jan has.



3. Number the events from 1-3 to show the order that they appear in the text.

- Nan gets eel and chips.
- Dan gets chips and a fork.
- They all go to the park.



4. How will Jan and Dan get home from the park? Tick one.

- on the bus
- in a boat
- on their bikes

P.E

Visit our 'PE at Home' page for your P.E challenge with Mr Ashworth



<https://www.st-philips.lancs.sch.uk/page/pe-at-home/89749>

Or try clicking on the images below for an alternative.



<https://www.youtube.com/user/CosmicKidsYoga>



<https://www.youtube.com/user/thebodycoach1>



<https://primarypeplanning.com/home-pe>

Worship

Visit our 'Worship at Home' page for our daily worship



<https://www.st-philips.lancs.sch.uk/page/worship-at-home/89768>