

Nelson St Philip's C of E Primary School

We love to learn. We learn to love. We love and learn together



Class Barley

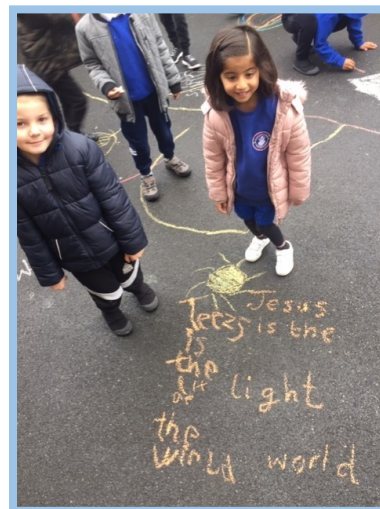
Remote education

Thursday 11th February 2021

Daily Lesson Timetable	Time (approximately)
Daily Worship	20 minutes
Phonics	20 minutes
English	45 minutes
Fluent in 5	10 minutes
Maths	45 minutes
Daily PE challenge	10 minutes
Art	40 minutes
Reading time	20 minutes

Worship

Click on the dove (a symbol of peace) to take you to today's worship. I'd love to hear your thoughts and reflections so please email any evidence that you have. It could be a written prayer, an object or a picture that you have made, or a photograph of your worship.




Phonics groups

Please begin each phonics session with the speed sound video warm up below. Click to view.

Speed sounds Set 2



Speed sounds Set 3



It is important to remember that all children will secure sounds at different paces, therefore, if there is a particular sound you wish to recap and secure, then please do so. There will also be activities for consolidation of previous sounds as children have to recognise sounds and words as well as learn how to spell them using the correct graphemes. If you feel that your child is progressing well, then try the next group up for a challenge. If you feel that the lesson was too difficult, then you can always try the group below.

Thank you,

Miss Peel

Miss Peel's Group (Phase 6) Begin with the speed sound Set 3 video

Weekly focus: *su* making /zh/ sound

Today, we are going to focus on the 'su' spelling in words. Here are some coin cards that have real and nonsense words on them. Read each of the coins and separate them into real (treasure) and nonsense words. There is a template on the following slides.

corsual

treasured

enclosure

usual

treasure

casual

visual

casually

composure

pleasure

measure

measuring

Miss Peel's Group (Phase 6) Begin with the speed sound Set 3 video

Weekly focus: su making /zh/ sound

Treasure words



Nonsense words



leisure

Asia

unusual

casualty

bleasure

feasure

Just for fun!

Can you make 4 extra nonsense words using the 'su' spelling pattern. Ask a parent to read the funny words out and see if they can decode them! Add them to your list

Mr Ashworth's Group: Phase 5 Set 1

Begin with the Speed Sound Set 2/3 video and read the different /oo/ graphemes:

oo u-e ew ue ui

Today we are going to sort words containing the different /oo/ graphemes.

Read the words below and then sort them into the correct column using the template on the next page.

fruit venue new clue suitcase

cruise stew true nephew

bruise newt due juice

Mr Ashworth's Group: Phase 5 Set 1

fruit venue new clue suitcase

cruise stew true nephew

bruise newt due juice

ew

ui

ue

Mrs Mahmood's Group (Phase 4- day 21)

Today, we are learning to spell words with two or more syllables.

(Adult guidance) Say the word 'sandwich' and model counting out phonemes (individual sounds) on your fingers. Now clap out the syllables **sand/wich**. There are two syllables in this word and 6 letter sounds. We can use both the sounds and syllables to help us spell words.

Task 1: Read the words below. Blend using phonemes (individual sounds) then clap out the word in syllables. (It is important that children know the difference between these)

octopus handstand moaning

swimming melting seventh

Now turn to the next slide for your second task

Mrs Mahmood's Group (Phase 4- day 21)

Task 2: Using syllables and Fred sounds, practise spelling the words below:

pondweed chopstick treetop hotdog

sandpit shampoo dishcloth

Clap out the syllables



Blend using Fred fingers (sounds)



Year 1 and 2 Common Exception Words

Year 1

the	they	one
a	be	once
do	he	ask
to	me	friend
today	she	school
of	we	put
said	no	push
says	go	pull
are	so	full
were	by	house
was	my	our
is	here	
his	there	
has	where	
I	love	
you	come	
your	some	

Year 2

door	gold	plant	clothes
floor	hold	path	busy
poor	told	bath	people
because	every	hour	water
find	great	move	again
kind	break	prove	half
mind	steak	improve	money
behind	pretty	sure	Mr
child	beautiful	sugar	Mrs
children	after	eye	parents
wild	fast	could	Christmas
climb	last	should	everybody
most	past	would	even
only	father	who	
both	class	whole	
old	grass	any	
cold	pass	many	

English

LO: To use an adverb in a written sentence

Join Miss Peel for today's English lesson by clicking link below. If you do not have access, please download the PowerPoint on the remote learning page and complete the activity on the next slide.






<https://www.loom.com/share/29ca8930e29a487391c8535c37027585>

Click here to take you
to the lesson



LO: To use an adverb in a written sentence.

Read the different adverbs below. Write a sentence for each picture using one of these in a sentence.



quickly quietly
swiftly carefully
safely angrily
bravely loudly
gently

English

LO: To use an adverb in a written sentence

LO: To use an adverb in a written sentence.

Read the different adverbs below. Write a sentence for each picture using one of these in a sentence.



quickly
swiftly
safely
bravely
gently

quietly
carefully
angrily
loudly



A. 5 lots of 5 = ?

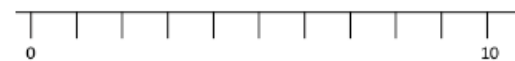


B. $5 + 15 = ?$



C. $28 + 4 = ?$

Use...



A number line

...to help you




THIRD SPACE
LEARNING

Year 1

Week 18 – Day 4 (answers)

A. 5 lots of 5 = 25



B. 5 + 15 = 20



C. 28 + 4 = 32

Use...



A number line

...to help you



THIRD SPACE
LEARNING

Year 2

Week 18 – Day 4

A. $10 + 6 + 4 =$



+



+




B. $100 \div 10 =$

You choose...

...what to use...

...to help you

C. $\frac{3}{4}$ of 20 =





THIRD SPACE
LEARNING

Year 2

Week 18 – Day 4 (Answers)

$$A. 10 + 6 + 4 = 20$$



+



+




You choose...

$$B. 100 \div 10 = 10$$

...what to use...

...to help you

$$C. \frac{3}{4} \text{ of } 20 = 15$$

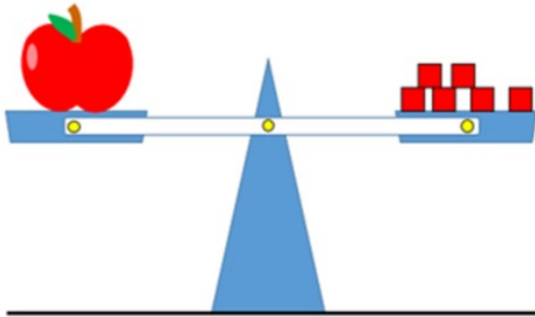


Maths LO: To find 1 more/less and 10 more/less than a number to 50 (using a hundred square)

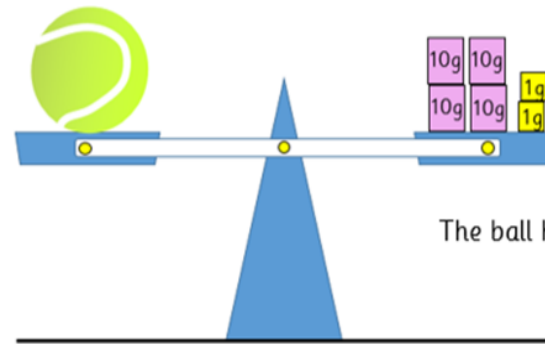
Year 1 Join Miss Peel for today's maths lesson by clicking the link below then complete the activities on the next two pages.

<https://www.loom.com/share/e5c30aa94a034a42b0b2cddb9d02e7ed>

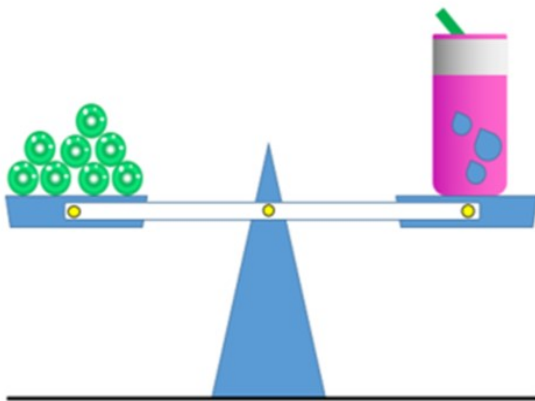
Task 1:



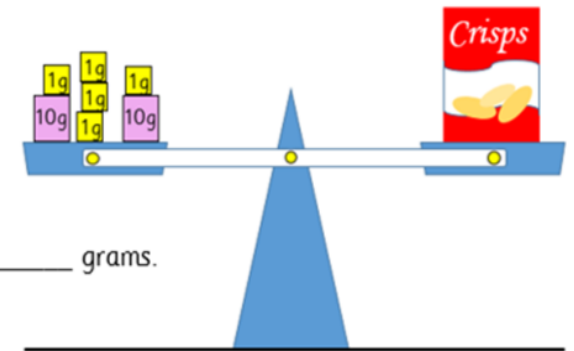
The apple has a mass equal to _____ cubes.



The ball has a mass equal to _____ grams.



The bottle has a mass equal to _____ beads.



The crisps have a mass equal to _____ grams.

Maths Year 1 (Task 2)

Fill in the missing gaps to make the sentences correct.



The _____ is heavier than the _____.

The _____ is lighter than the _____.

The _____ is equal to the _____.



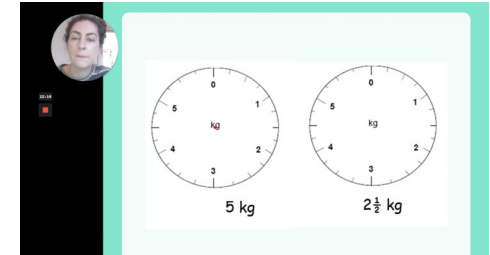
How many cubes does the teddy bear weigh?

Explain how you know.

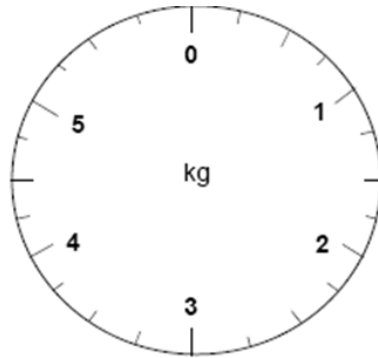
Maths LO: To read and compare scales

Year 2 Join Miss Peel for today's maths lesson by clicking the link below then complete the activities on the next two pages.

<https://www.loom.com/share/260063e0224d4aa081029b7dd6acd556>



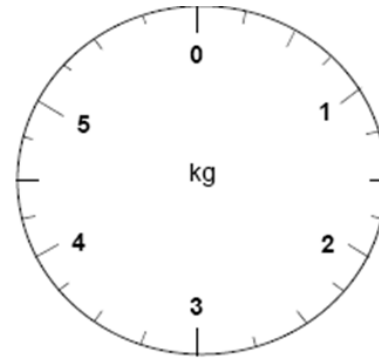
Draw the pointer on the scale to show the weight below.



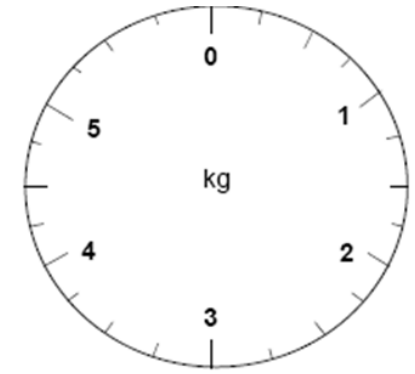
2kg



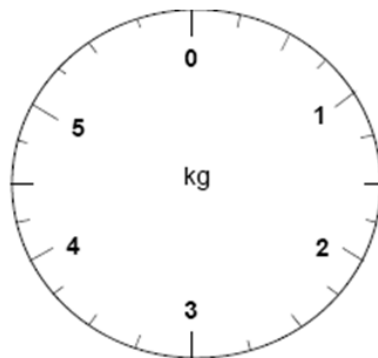
5kg



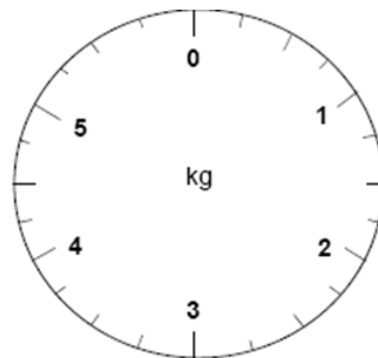
1kg



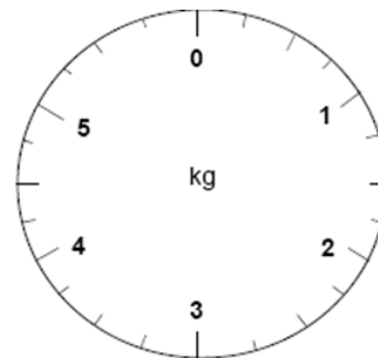
4 $\frac{1}{2}$ kg



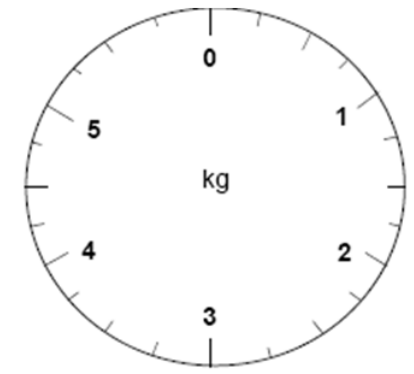
4kg



0kg



3kg



3 $\frac{1}{2}$ kg

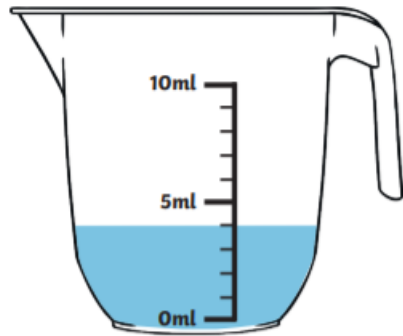
Task 1:

Maths LO: To read and compare scales

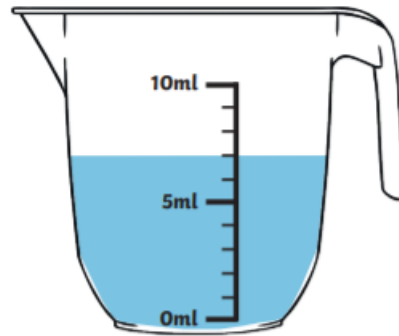
Year 2 Join Miss Peel for today's maths lesson by clicking the link below then complete the activities on the next two pages.

Task 2:

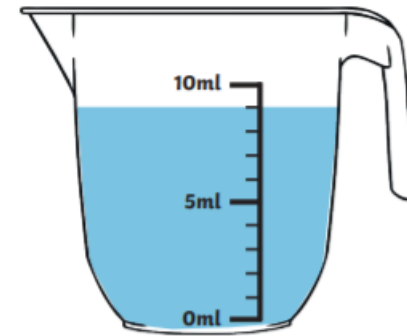
How much water is there in each jug?



1. _____ ml



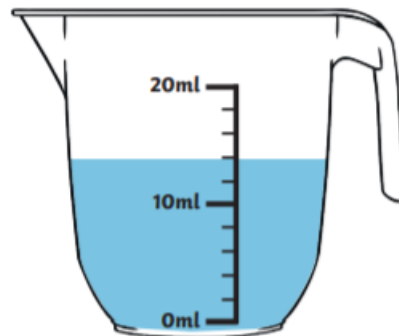
2. _____ ml



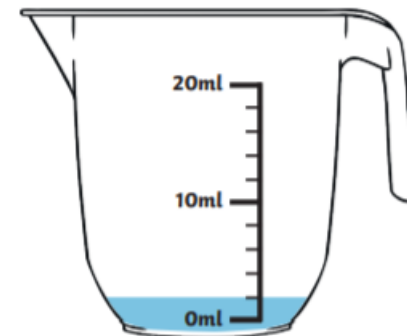
3. _____ ml



4. _____ ml



5. _____ ml



6. _____ ml

Maths LO: To read and compare scales

Year 2 Join Miss Peel for today's maths lesson by clicking the link below then complete the activities on the next two pages.

Task 3: Who was the fastest driver? Who was the slowest?



Carl



Aneesa



Amelia

1. Carl, Aneesa and Amelia are racing at the fair. How fast is each of them driving?



Carl



Aneesa



Amelia

Maths (additional activities)

Progression of skills from last week

Year 1 Spring 1 Maths Activity Mat 3

Section 1

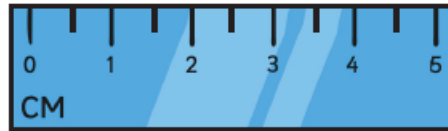
Put these numbers in order, starting with the highest.

15 22 17 32 37 29



Section 2

How long is the snake?



Section 3

$18 - 9 = \square$

$18 + 7 = \square$

$18 - 11 = \square$

Section 4

Belle has £9 and is given £8 more. How much does she have now?



Section 5

Share the biscuits evenly into 2 boxes. How many are in each box?



Section 6

If $13 = 10 + 3$, what is 31?

Section 7

How many chocolate bars can I buy for 45p?



Section 8

What number is next?

55, 50, 45, 40,



Maths (additional activities)

Progression of skills from last week

Year 2 Spring 1 Maths Activity Mat 3


Section 1

$$23 + 21 = \square - \square$$

$$26 + 15 = \square - \square$$

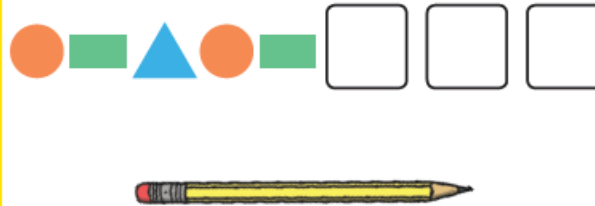
Section 2

Draw two lines of symmetry on the square.



Section 3

Continue the pattern.



Section 4

Circle the ones in the following numbers.

243

189

84

Section 5

What unit of measurement would you use to measure the height of the house?



- km m
 mm £

Section 6

two months before

June

two months after

Section 7

£2 and
 $25p = £2 + \square + 20p$

£5 and
 $60p = \square + 50p + 10p$

£1 and
 $71p = £1 + 50p + 20p + \square$

Section 8

Match the answer with the correct calculation.

$37 - 12$

41

$50 - 14$

36


$17 + 24$

25

Daily PE challenge

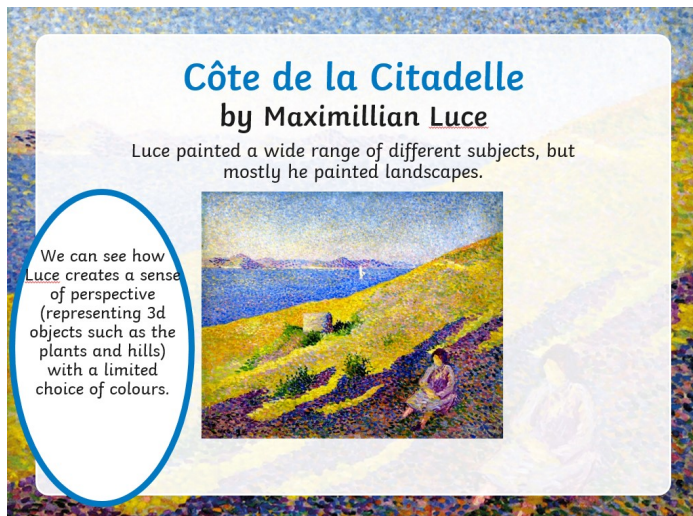
Come and exercise with a challenge session delivered by
Mr Ashworth!

Click on the tennis ball to access the video link for today's
challenge.

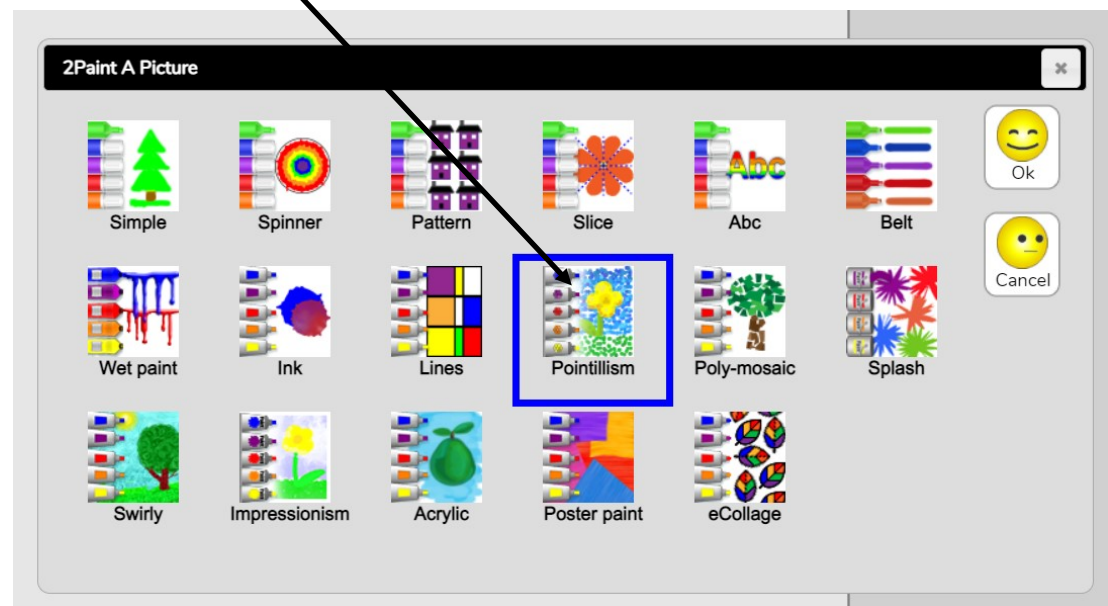


Art

Last week, you began to re-create a piece of artwork based on the work of Maximillian Luce. Today, you will continue with your picture and add extra detail by adding more pointillism dots and colours. Once you have finished, I have set you a '2'do' activity on your Purple Mash account. Your artwork so far has been amazing!



Log in to your Purple Mash account to complete another activity on pointillism. Click on the pointillism icon when you open your 2Do and don't forget to click 'Hand in' so that I can mark it.



Reading time:

Login to your Oxford Owl e-book account using the details below then turn to the next slides for your activities. Continue with the book you began yesterday:

Click on the image or the link below to access

[https://
www.oxfordowl.co.uk/](https://www.oxfordowl.co.uk/)



Oxford Owl for School
Teaching resources and
expert school improvement support

- Remote learning guidance and support
- Award-winning subscriptions and leadership support
- Free teaching resources and eBooks

Log in Join us


About Oxford Owl for School >

Username: classbarley

Password: Barley2021

Reading time: Miss Peel's phonics group

(Book band Gold/ White/ Brown)



Username: classbarley

Password: Barley2021

Reading activity

Begin reading your next e-book today. Over the next couple of days/ during half term, I'd like you to finish reading the book in your own time. After you have finished, complete a book review and let me know what you thought of the story. Would you recommend this book? Why?

You could also draw a picture and write about your favourite part.

Reading time: Mr Ashworth's phonics group

(Book band Orange/ Turquoise)



Reading activity

Login to your Oxford Owl account and complete the activity challenges at the top of your screen when you open the e-book.

Username: classbarley
Password: Barley2021

Activity 1

Play activity 1 Play activity 2 Help

Oxford Owl  Paris Adventure Activity 1
Who asked the question? Link the question to the character.

"Are you sure this is Paris?"

"Do you know where the Eiffel tower is?"

Nadim and Anneena

Chip

next

© Oxford University Press 2011

Activity 2

Play activity 1 Play activity 2 Help

Oxford Owl  Paris Adventure Activity 2
Read the sentences and fill the gaps.

"There are no _____," said Chip.
"This must be a long _____ ago."


time cars

next

© Oxford University Press 2011

Reading time: Mrs Mahmood's phonics group

(Book band Yellow/ Blue: Phase 4)



Username: classbarley
Password: Barley2021

Reading activity

Recap on the text from yesterday. Today, finish reading the rest of the book and answer the questions below:

Look Back, Explorers



How do you get to the home in the tree?

What must the boy's home be near?



Why do you think a home on stilts is good if you live by a river?



Did you find out where this home is?

61 Explorer Challenge: in a tree (page 9)



An enlarged version is also available at the back of the e-book.