

# Nelson St Philip's C of E Primary School

*We love to learn. We learn to love. We love and learn together*



## Class Pendle

### Remote Learning

*Thursday 11th February 2021*

Daily Lesson Timetable	Year 1 (approximately)	Reception (approximately)
Phonics	20 minutes	20 minutes
English	45 minutes	30 minutes
Maths	55 minutes	30 minutes
Science	45 minutes	30 minutes
Reading time	30 minutes	15 minutes
Handwriting/ Spelling	10 minutes	10 minutes
PE	30 minutes	30 minutes
Worship	15 minutes	15 minutes

# Mrs Variyam's Phonics

Today's sound is the trigraph 'igh'.

## igh

Fly High.. IGH! .

A trigraph is where 3 special friends make one sound.



fly high

Watch your lesson here:

<https://www.youtube.com/watch?>

[v=jYw6NsC4Wso&list=PLSGbfkpGVgWlQd6sfrxi8OC\\_Gn0snDDpM&index=4](https://www.youtube.com/watch?v=jYw6NsC4Wso&list=PLSGbfkpGVgWlQd6sfrxi8OC_Gn0snDDpM&index=4)

Can you write these words in your book?




n \_ .



kn \_ .



l \_ .



r \_ .

Can you read these words?

sigh

high


fight

might

tight

# Miss Nuttall's Phonics

Today we are going to recap the digraph 'oy'



Toy for a boy. OY!

Remember a digraph is a special set of friends. When you put them together they make one sound.

Watch your lesson here

[https://www.youtube.com/watch?](https://www.youtube.com/watch?v=htrRWBUAe9A&list=PLSGbfkpGVgWIQd6sfrxi8OC_Gn0snDDpM&index=9)

[v=htrRWBUAe9A&list=PLSGbfkpGVgWIQd6sfrxi8OC\\_Gn0snDDpM&index=9](https://www.youtube.com/watch?v=htrRWBUAe9A&list=PLSGbfkpGVgWIQd6sfrxi8OC_Gn0snDDpM&index=9)

Next, I would like you to read the words to the right and put them into two lists.

Real words and nonsense words.

enjoy	gloy	loyal	denoy
floy	toy	enpoy	annoy
ahoy	zoy	royal	noy
aoy	oyster	proyp	destroy
boy	moyln	voyage	scoyl

## Mrs Hussain's Phonics

Today's sound is the split digraph... 'i-e'



Nice smile 'i-e'

A split digraph is where the special friends cannot sit next to each other because they talk too much. This means there must always be a letter between them

Watch your lesson here

[https://www.youtube.com/watch?v=6WUDd0zL3Ks&list=PLSGbfpkGVgWIQd6sfrxi8OC\\_Gn0snDDpM&index=20](https://www.youtube.com/watch?v=6WUDd0zL3Ks&list=PLSGbfpkGVgWIQd6sfrxi8OC_Gn0snDDpM&index=20)

Can you read these words?

ripe pine like nice shine inside

Can you write these words in your book? Use the sound buttons to help.



d ...



s ....



r ...



f ...



## Extra Phonics

Remember you can always use games to practice your phonics

- Tricky word snap
- I spy
- Sound hunt



[www.phonicsplay.co.uk](http://www.phonicsplay.co.uk)



[www.phonicsbloom.com](http://www.phonicsbloom.com)


## English To make inferences about characters feelings.

Today, we are going to continue reading our story. Afterwards we are going to look at how the characters are feelings. ,





Click the link to listen to Miss Nuttall read the next part of the story. If you have a paper pack you will find a paper copy of the story.

<https://www.loom.com/share/5153f5328ca64da8a7e9912c2c7310d4>

Please find your task on the next page.



# English To make inferences about characters feelings.



Task: How do you think the characters are feeling, in these pictures.

Reception: a short sentence is what I am looking for. "He feels ..."

Year 1: I would like a longer sentence using the word because. "He feels ... because ..."

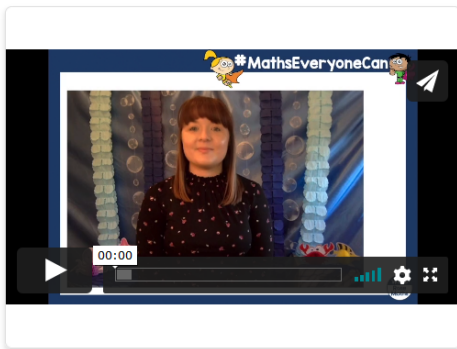


## Reception Maths: To find ways to represent 8.

We are going to be using White Rose Maths to help us with our learning today.

First I would like you to watch "Session 4 - Matching 6, 7 and 8\_” Click on the link or the image below to access the video. <https://whiterosemaths.com/homelearning/early-years/growing-6-7-8/>

### Session 4 - Matching 6, 7 and 8




Get the Activity

PDF Growing 6, 7, 8! - Week 1 - Session 4

Get the PowerPoint Slides

Have a go at playing the memory game with a friend.  
If you turn over two cards that show the same number, you get to keep them both!



Next, I would like you to cut out 6 cards. I would like you to write the numeral 6, 7 and 8 on three of them. On the other three cards I would like you to draw a representation of each number. Next shuffle them and turn them over. Play a game of pairs, can you match the numeral and representation.

# Year 1 Maths: To read and represent numbers to 50.

First, listen to the 'count by 10's' song.

<https://youtu.be/7stosHbZZZg>

Next watch "Representing numbers to 50" The last video at the bottom of the page.

<https://whiterosemaths.com/homelearning/year-1/spring-week-5-number-place-value-within-50/>

Then, complete this worksheet. Click on the image to enlarge the sheet, or find it at the back of your paper pack.


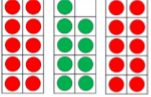
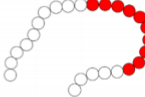
110221

LO: To read, write and represent numbers to 50.

**Guided Learning Task 1** (make the numbers shown using the equipment)  
Observational check – adult indicate in the box accuracy of the number made.

**16**      **37**      **40**  
           

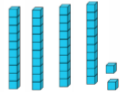
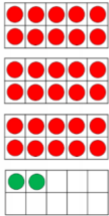

**Guided Learning Task 2** (write the numbers on the lines)

              
\_\_\_\_\_      \_\_\_\_\_      \_\_\_\_\_


**Guided Learning Task 3** (draw the numbers below)

            **41**

**Independent Learning** (write the numbers shown on the line)

              
\_\_\_\_\_      \_\_\_\_\_      \_\_\_\_\_

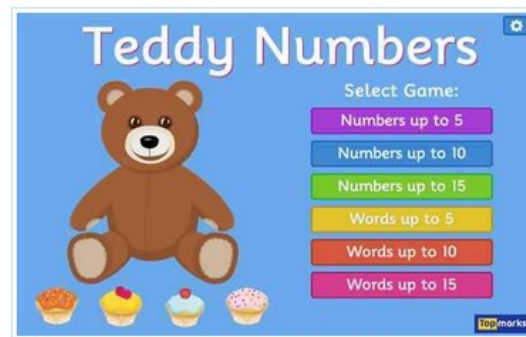
Use pictures to show these numbers.

      **26**      **40**  
Zoom out

# Maths (Extra activities)

You can keep practicing your maths skills by;

- number songs with [Jack Hartmann on You tube](#)
- Playing maths games on [Top Marks](#)
- Playing maths games on [education.com](#)
- Making numerals out of household objects/  
Lego
- Playing dominos
- Playing board games
- Playing cards

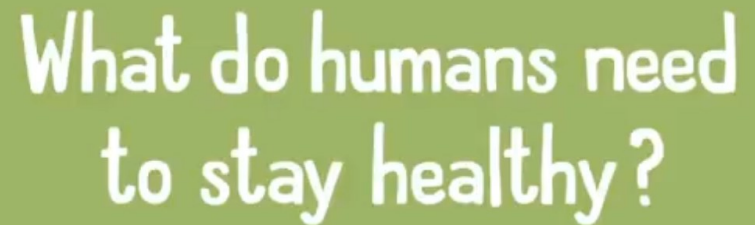


## Science: To understand how to stay healthy.

It is important that we look after our body to stay fit and healthy.

We need to:

- Stay clean
- Drink water
- Sleep well
- Eat well



What do humans need  
to stay healthy?

Watch this short clip about being healthy

<https://www.bbc.co.uk/bitesize/topics/z9yycdm/articles/zxvkd2p>

A lot of you do not like our germ posters in the toilets. So, today I would like you to make me a poster to show me the importance of washing your hands. I will choose the best poster to display in the KSI toilets.

# Reading Group 1 (Mrs Variyam's & Miss Nuttall's Phonics Groups)


Today, we are going to combine all of the reading skills we have looked at, to answer the questions below. Please try and read the passage independently, an adult can help you read the questions.

## At the Top of the Hill

- 7 At the top of the hill is...
- 9 a duck,
- 11 a pig,
- 13 a cat,
- 16 and a man.




22 The man has a red hat.



28 The pig is in the pen.



33 The cat has a bell.



37 The duck has a dip.

## Read Together Quick Questions



1. Who has a red hat? Tick one.

- the pig
- the cat
- the man



2. What job do you think the man does? Tick one.

- a farmer
- a doctor
- a bus driver



3. Which phrase is used to tell us where the animals are? Tick one.

- on the top of the rock
- in the big pit
- at the top of the hill



4. What is the duck doing? Tick one.

- having a dip in the mud
- having a dip in a pond
- having a dip in the grass

# Reading Group 2 (Mrs Hussain's Phonics Groups)

Today, we are going to combine all of the reading skills we have looked at, to answer the questions below. Please try and read the passage independently, an adult can help you read the questions.

## Zoom to the Moon

I am in a rush to get to the Moon.

I zoom up into the night.


The stars are my light.

My ship hits the rock with a thud.

I hop down and look near and far.

It is too dark on the Moon.

I zoom back to my bed.



## Read Together Quick Questions



1. What does the author see on the way to the way to the Moon? Tick one.

- planets
- stars
- rockets



2. Where does the text end? Tick one.

- on the Moon
- in bed
- in the rocket ship



3. Which word describes the way the ship hits the Moon? Tick one.

- bang
- bash
- thud



4. Do you think that the author liked being on the Moon?

---

# Spellings

It's time to practice our spellings.

## Reception

- 1) lug
- 2) tug
- 3) mug
- 4) bug
- 5) dug

## Year 1

- 1) made
- 2) came
- 3) same
- 4) take
- 5) safe
- 6) lake
- 7) date
- 8) fake



# P.E

Visit our 'PE at Home' page for your P.E challenge with Mr Ashworth



<https://www.st-philips.lancs.sch.uk/page/pe-at-home/89749>

Or try clicking on the images below for an alternative.



<https://www.youtube.com/user/CosmicKidsYoga>



<https://www.youtube.com/user/thebodycoach1>



<https://primarypeplanning.com/home-pe>



# Worship

Visit our 'Worship at Home' page for our daily worship



<https://www.st-philips.lancs.sch.uk/page/worship-at-home/89768>