

Nelson St Philip's C of E Primary School

We love to learn. We learn to love. We love and learn together



Class Pendle

Remote Learning

Wednesday 10th February 2021

Daily Lesson Timetable	Year 1 (approximately)	Reception (approximately)
Phonics	20 minutes	20 minutes
English	45 minutes	30 minutes
Maths	55 minutes	30 minutes
PSHE	45 minutes	30 minutes
Reading time	30 minutes	15 minutes
Handwriting/ Spelling	10 minutes	10 minutes
PE	30 minutes	30 minutes
Worship	15 minutes	15 minutes

Mrs Variyam's Phonics

Can you read these words?

Today's sound is the digraph "ee".



What can you see. EE! .

This sound is a special friends sound. This means when the two friends are put together they make one sound.

what can you see?

Watch your lesson here:

https://www.youtube.com/watch?v=9vA5Ta6KZN4&list=PLSGbfkpGVgWlQd6sfrxi8OC_Gn0snDDpM&index=2

see
• •
feel
• • •
weep
• • •
deep
• • •

Can you write these words in your book?



f _ .



_ _ .



t _ _



_ _ n

Miss Nuttall's Phonics

Today we are going to recap the digraph 'ow'



Blow the snow! 'ow!

Remember a digraph is a special set of friends. When you put them together they make one sound.

Watch your lesson here

[; https://www.youtube.com/watch?v=P0aTzxWtS9c&list=PLSGbfkpGVgWIQd6sfrxi8OC_Gn0snDDpM&index=3](https://www.youtube.com/watch?v=P0aTzxWtS9c&list=PLSGbfkpGVgWIQd6sfrxi8OC_Gn0snDDpM&index=3)

Next, I would like you to put these words into sentences. Remember they all have the 'ow' sound in the words



C . _




r _



s . _ . . .



g . _



Mrs Hussain's Phonics

Today's sound is the digraph... 'ea'

ea

Cup of tea 'EA'



We find this 'ea' sound in the middle of a word.

Remember a digraph is two special friends that when put together make one sound.

Watch your lesson here

https://www.youtube.com/watch?v=XVec12gwhdU&list=PLSGbfkpGVgWIQd6sfrxi8OC_Gn0snDDpM&index=12

Can you read these words?

sea

bead

least

treat

seat

Can you write these words in your book? Use the sound buttons to help.



b _ _



l _



t _



b _ _



m _

Extra Phonics

Remember you can always use games to practice your phonics

- Tricky word snap
- I spy
- Sound hunt



www.phonicsplay.co.uk



www.phonicsbloom.com

English To make inferences about what is being said or done.


Yesterday, we began reading Jack and the Beanstalk. You made a prediction about what would happen in the rest of the story.

Let's read a little bit further and see if your predictions were correct.


Click the link to listen to Miss Nuttall read the next part of the story. If you have a paper pack you will find a paper copy of the story.

<https://www.loom.com/share/26088dd1aa244264bd1a7d0a43cb48a2>


Please find your task on the next page.



English *To make inferences about what is being said.*



Task: What do you think the characters are saying in the pictures. Write your answers in the speech bubble.



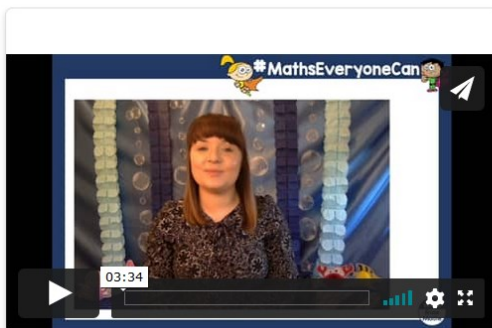
Reception Maths: To find ways to represent 8.

We are going to be using White Rose Maths to help us with our learning today.

First I would like you to watch "Session 3 - Composition of 8" Click on the link or the image below to access the video.

<https://whiterosemaths.com/homelearning/early-years/growing-6-7-8/>

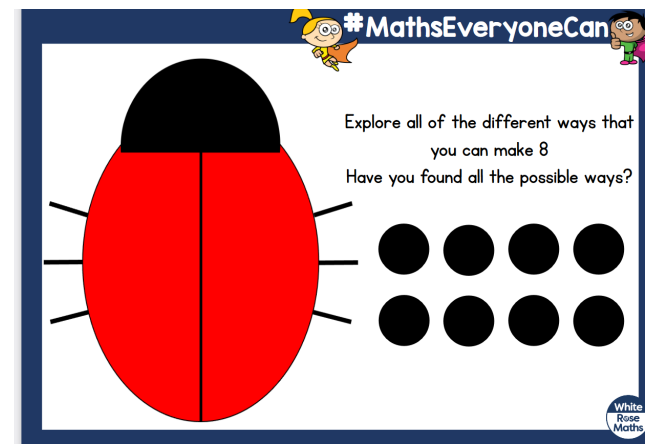
Session 3 - Composition of 8



Get the Activity

PDF Growing 6, 7, 8! - Week 1 - Session 3

Get the PowerPoint Slides



Next, I would like you to explore all the different ways you can make eight on the ladybird. You can draw the ladybirds in your book, or you can draw one big lady bird and ask an adult to cut out 8 circles for you.

Year 1 Maths: To find 10 less than a given number.

First, listen to the 'count by 10's' song.

<https://youtu.be/7stosHbZZZg>


Next watch Miss Nuttall's lesson


<https://www.loom.com/share/9b3614f6c9aa4ccc896c6ac5b4f20133>

Then, complete this worksheet. Click on the image to enlarge the sheet, or find it at the back of your paper pack.

10.02.21

LO: To take away 10.

 - 10 = _____

 - 10 = _____

17 - 10 = _____

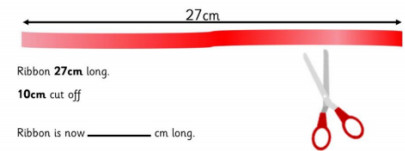
22 - 10 = _____

Guided Learning Task 2 (write the answers on the line)



Spend 10p

Now _____ p left.



Ribbon 27cm long.

10cm cut off

Ribbon is now _____ cm long.

Independent Learning (write the answers on the line)

 - 10 = _____

42 - 10 = _____

Ben has 21 grapes.

He eats 10 grapes.

How many grapes are left? _____

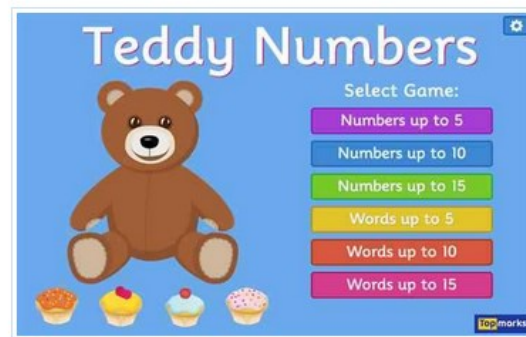
What numbers could you use?

_____ - 10 = _____

Maths (Extra activities)

You can keep practicing your maths skills by;

- number songs with [Jack Hartmann on You tube](#)
- Playing maths games on [Top Marks](#)
- Playing maths games on [education.com](#)
- Making numerals out of household objects/
Lego
- Playing dominos
- Playing board games
- Playing cards



PSHE : To understand that different jobs need different strengths.

In our PSHE lesson previously, we have looked at our strengths (what we are good at) and our weakness's (what we need to improve). We have also looked at jobs in our community, those people who help us.

You named, teachers, firefighters, police officers, post men and many more. Some people grow up dreaming of being a teacher, and choose to follow their dreams because they are helpful. Some people grow up dreaming of being a firefighter and choose to follow their dreams because they are strong and brave.

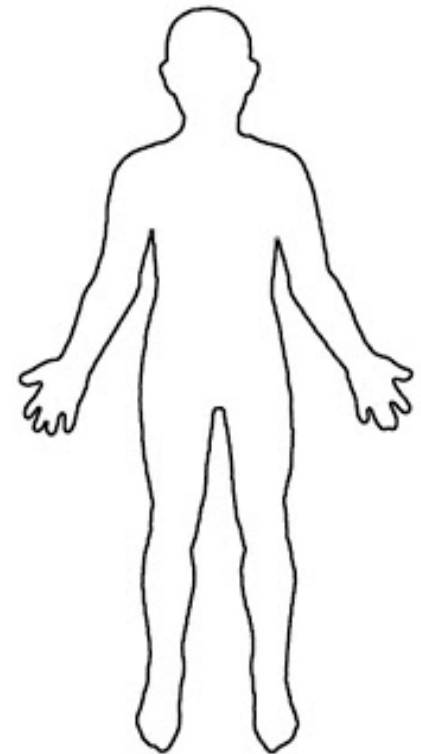
Please see your task on the next page.

PSHE : To understand that different jobs need different strengths.

Today, I would like you to think about what job you would like to do when you grow up. Draw me a picture of your job and write me a sentence explaining why you think you would be good at that profession.

For Example;

When I grow up, I want to be a nurse. I think I would be good at being a nurse because I like to help people and make them smile.



Reading Group 1 (Mrs Variyam's & Miss Nuttall's Phonics Groups)

Today, we are going to combine all of the reading skills we have looked at, to answer the questions below. Please try and read the passage independently, an adult can help you read the questions.

The Pup Is in the Mud

- 4 Sam is a pup.
- 8 The pup is fun.



- 14 The pup is in the bag.
- 19 The pup has a bun.

- 25 The pup is in the mud.



- 31 The pup is on the bed.
- 37 The mud is on the bed.

Read Together Quick Questions



- 1. What is the pup's name? Tick one.

- Bud
- Sam
- Dan



- 2. What does the pup do first? Tick one.

- The pup is on the top.
- The pup is in the bag.
- The pup is on the mud.



- 3. Which word is used to tell us what the pup is like? Tick one.

- sad
- fun
- bad



- 4. Where might they put the pup next? Tick one.

- in the bed
- back in the mud
- in the bath

Reading Group 2 (Mrs Hussain's Phonics Groups)

Today, we are going to combine all of the reading skills we have looked at, to answer the questions below. Please try and read the passage independently, an adult can help you read the questions.

On the River

- An owl and a cat set sail in a boat down the river.
- They sat on a rock to look for fish.
- The sun was hot.
- The cat had a rod and the owl sang a song.
- The cat had lots of fish to reel in.
- The cat had six big fish for dinner.



Read Together Quick Questions



1. Which of these 'ee' words is in the text?

Tick one.

- reel
- leek
- feel



2. Where does the story start? Tick one.

- in a boat
- on the rocks
- at dinner



3. How many fish does the cat catch? Tick one.

- ten
- six
- sixteen



4. How do you think the cat feels about eating six big fish for dinner?

Spellings

It's time to practice our spellings.

Reception

- 1) fox
- 2) box
- 3) six
- 4) fix
- 5) mix

Year 1

- 1) better
- 2) under
- 3) summer
- 4) winter
- 5) sister
- 6) term
- 7) person
- 8) her



P.E

Visit our 'PE at Home' page for your P.E challenge with Mr Ashworth



<https://www.st-philips.lancs.sch.uk/page/pe-at-home/89749>

Or try clicking on the images below for an alternative.



<https://www.youtube.com/user/CosmicKidsYoga>



<https://www.youtube.com/user/thebodycoach1>



<https://primarypeplanning.com/home-pe>

Worship

Visit our 'Worship at Home' page for our daily worship



<https://www.st-philips.lancs.sch.uk/page/worship-at-home/89768>