

Nelson St Philip's C of E Primary School

We love to learn. We learn to love. We love and learn together



Class Pendle

Remote Learning

Tuesday 9th February 2021

Daily Lesson Timetable	Year 1 (approximately)	Reception (approximately)
Phonics	20 minutes	20 minutes
English	45 minutes	30 minutes
Maths	55 minutes	30 minutes
History	45 minutes	30 minutes
Reading time	30 minutes	15 minutes
Handwriting/ Spelling	10 minutes	10 minutes
PE	30 minutes	30 minutes
Worship	15 minutes	15 minutes

Mrs Variyam's Phonics

Today's sound is the digraph 'ay'.

ay

May I play. Ay .



This sound is a special friends sound. This means when the two friends are put together they make one sound.

Watch your lesson here:

https://www.youtube.com/watch?v=5QV1Asf6kr&list=PLSGbfkpGVgWIQd6sfrxi8OC_Gr

Can you read these words?

d ay

c l ay

t r ay

p l ay

Can you write these words in your book?



h _



p . _



t . _



p _

Miss Nuttall's Phonics

Today we are going to recap the trigraph 'igh'

igh

Fly high! 'IGH!



fly high

Remember a trigraph is a very special set of friends as there is 3 of them. Think about all of the words you see in the game. Where do you find this 'igh' sound?

Watch your lesson here; [https://www.youtube.com/watch?](https://www.youtube.com/watch?v=jYw6NsC4Wso&list=PLSGbfkpGVgWlQd6sfrxi8OC_Gn0snDDpM&index=4)

[v=jYw6NsC4Wso&list=PLSGbfkpGVgWlQd6sfrxi8OC_Gn0snDDpM&index=4](https://www.youtube.com/watch?v=jYw6NsC4Wso&list=PLSGbfkpGVgWlQd6sfrxi8OC_Gn0snDDpM&index=4)

Next, I would like you to play

Buried Treasure. Please pick
Phase 3 and the 'igh' sound.

<https://www.phonicsplay.co.uk/resources/phase/2/buried->



Mrs Hussain's Phonics

Today's sound is the digraph... ai



Snail in the rain. Ai!

We find this 'ai' sound in the middle of a word.

Remember a digraph is two special friends that when put together make one sound.

Watch your lesson here

https://www.youtube.com/watch?v=s6qYl9p7nPw&list=PLSGbfkpGVgWlQd6sfrxi8OC_Gn0snDDpM&index=27

Can you read these words?

m ai l l ai d t ai l ch ai n s ai l

Can you write these words in your book?



Extra Phonics

Remember you can always use games to practice your phonics

- Tricky word snap
- I spy
- Sound hunt



www.phonicsplay.co.uk



www.phonicsbloom.com

English To make a prediction

Today we are going to start our topic on Traditional Tales

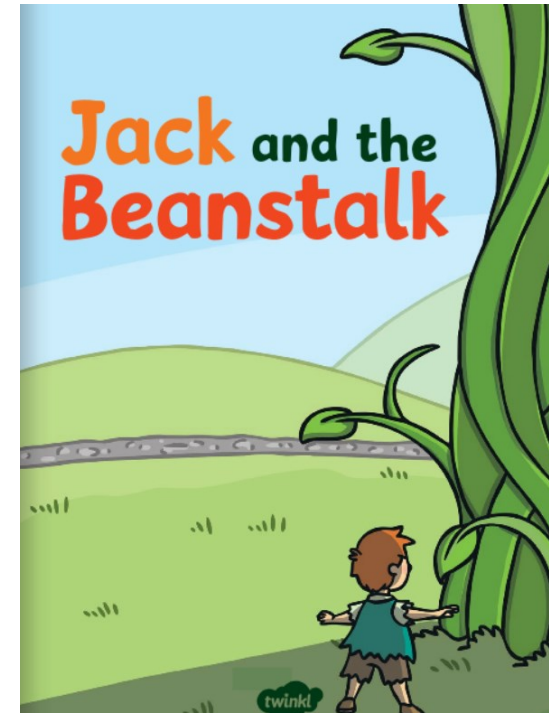
Before we begin reading 'Jack and the Beanstalk' let's look at these new words;

Valuable: Something that is worth a lot or is special to someone .

Possession: Something that you or someone else owns.

Distraught: Very upset or worried.

Sorrowful: Very sad



English To make a prediction.

Next, listen to Miss Nuttall reading the first few pages of our story. If you can't watch the video, see your paper pack or click the image. <https://www.loom.com/share/0985dd3797d448528e544ed27ca9bf58>

Task:

Today, I would like you to make a prediction about Jack.

What do you think Jack will do?


Will he sell Daisy?

Will he take the magic beans?

What do you think will happen in the rest of the story?

Write your prediction as a sentence.

I think Jack will...



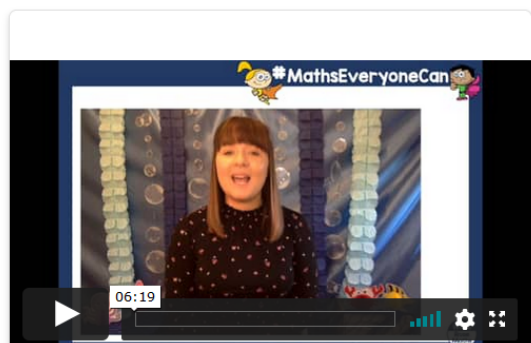
Reception Maths: To find ways to represent 7.

We are going to be using White Rose Maths to help us with our learning today.

First I would like you to watch "Session 1 - Sorting 6, 7 & 8? Composition of 7" Click on the link or the image below to access the video.

<https://whiterosemaths.com/homelearning/early-years/growing-6-7-8/>

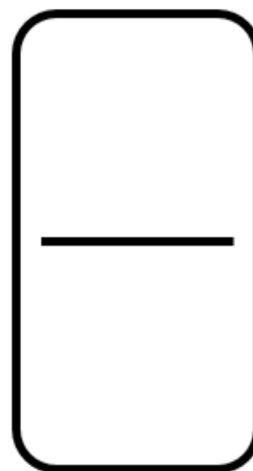
Session 2 - Sorting 6, 7 & 8 Composition of 7




Get the Activity

PDF Growing 6, 7, 8! - Week 1 - Session 2

Get the PowerPoint Slides



Explore all of the different ways that you can make 7 on a domino. Have you found all the possible ways?



How else could you represent 7?

Next, I would like you to explore all the different ways you can make seven on a domino. You can draw these in your book or an adult could cut you 7 circles out.

Year 1 Maths: To find 10 more than a given number.

First, listen to the 'count by 10's' song.

<https://youtu.be/7stosHbZZZg>

Next watch Miss Nuttall's lesson

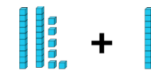

<https://www.loom.com/share/64984c53487943cd9404ffd0caf94c55>

Then, complete this worksheet. Click on the image to enlarge the sheet, or find it at the back of your paper pack.

09.02.21

LO: To add 10 more.

Guided Learning Task 1 (write the answers on the line)

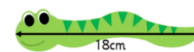
 +  = _____

 +  = _____

37 +  = _____

21 + **10** = _____

Guided Learning Task 2 (write the answers on the line)



Grows **10cm** more.

Now _____ cm

Tom is on page 21. He reads **10 more** pages.

What page is he on now? _____

Independent Learning (write the answers on the line)

17 +  = _____

31 + **10** = _____

10 + **39** = _____

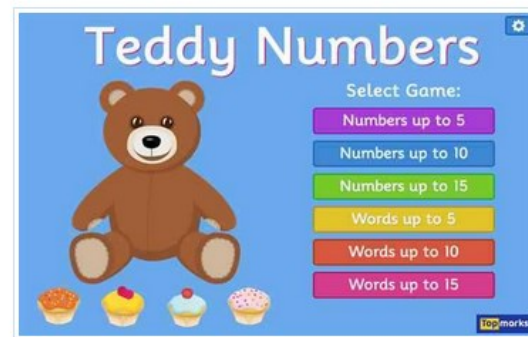
Ali has 32p.

She is given **10p** more. How much does she have now? _____

Maths (Extra activities)

You can keep practicing your maths skills by;

- number songs with [Jack Hartmann on You tube](#)
- Playing maths games on [Top Marks](#)
- Playing maths games on [education.com](#)
- Making numerals out of household objects/
Lego
- Playing dominos
- Playing board games
- Playing cards



History : What did Florence do after the war?

After the war Florence built a school to train nurses at St Thomas' hospital in London. The Queen gave her a prize of £250,000, to say thankyou for all of her hard work, which she used to help open the school. Florence transformed hospitals and nurses forever and we should be very thankful to her.

We still remember her now and we have built new temporary hospitals called the 'Nightingale hospitals' to help us treat people who are poorly with COVID-19.

We should be thankful to all the doctors and nurses that help us everyday, and especially in these strange times.





History : What did Florence do after the war?

Task:

Reception: I would like you to make a card/ picture to say thankyou to the Doctors and Nurses that help us every day.

Year 1: I would like you to write a letter to say thankyou to the doctors and nurses for all they do to help us. Remember those year 1 skills that I always talk about. You may draw a picture are the bottom of your letter if you wish.

Sentence checklist <input checked="" type="checkbox"/>			
Capital letters A B C D E F G H I J K L M N O P Q R S T U V W X Y Z <input type="checkbox"/>	Finger spaces  <input type="checkbox"/>	Good letter formation  <input type="checkbox"/>	Punctuation . ? ! <input type="checkbox"/>



Reading Group 1 (Mrs Variyam's & Miss Nuttall's Phonics Groups)

Today, we are going to combine all of the reading skills we have looked at, to answer the questions below. Please try and read the passage independently, an adult can help you read the questions.

The Big Dig

Pam and Fin dug in the mud.


Pam dug up a map.

Fin dug up a big pot.

Pam dug up a red peg.

Pam and Fin dug up a big log.

Fin did not pick up the log.



Read Together Quick Questions



1. Who is digging with Pam? Tick one.

Bug

Sam

Fin



2. What did Pam dig up first? Tick one.

a rag

a big log

a map



3. Which word is used to tell us what the log was like? Tick one.

red

mud

big



4. Why do you think that Fin did not pick up the log? Tick one.

The log was too big.

The log was too muddy.

The log was too small.

Reading Group 2 (Mrs Hussain's Phonics Groups)

Today, we are going to combine all of the reading skills we have looked at, to answer the questions below. Please try and read the passage independently, an adult can help you read the questions.

The Twins

Stan and Fran are twins in my class. Fran likes to float in the pool but Stan likes to jump in with a splash.

Stan is a good cook but Fran is good at sport. She is the best at the high jump in my class.

They like to swing in the treetops at the park.



Read Together Quick Questions



1. What is Fran good at? Tick one.

- splash
- sport
- swing



2. Stan and Fran are twins but they are different. How are they different?



3. Which word describes how Stan likes to get into the pool? Tick one.

- float
- slip
- jump



4. Use 20 words or fewer to sum up the twins.

Handwriting

Today, I would like you to practice writing your curly caterpillar letters 'a, c, o and g'

c, a, g, o

You can either practice these in your remote learning booklet or through the letter join website. Look at the example above, look at their size in the line, where they start and where they end. Try and make them match.

<https://www.letterjoin.co.uk/>

Letter-join 

P.E

Visit our 'PE at Home' page for your P.E challenge with Mr Ashworth



<https://www.st-philips.lancs.sch.uk/page/pe-at-home/89749>

Or try clicking on the images below for an alternative.



<https://www.youtube.com/user/CosmicKidsYoga>



<https://www.youtube.com/user/thebodycoach1>



<https://primarypeplanning.com/home-pe>

Worship

Visit our 'Worship at Home' page for our daily worship



<https://www.st-philips.lancs.sch.uk/page/worship-at-home/89768>