

# Nelson St Philip's C of E Primary School

*We love to learn. We learn to love. We love and learn together*



## Class Pendle

### Remote Learning

*Monday 8th February 2021*

Daily Lesson Timetable	Year 1 (approximately)	Reception (approximately)
Phonics	20 minutes	20 minutes
English	45 minutes	30 minutes
Maths	55 minutes	30 minutes
Science	45 minutes	30 minutes
Reading time	30 minutes	15 minutes
Handwriting/ Spelling	10 minutes	10 minutes
PE	30 minutes	30 minutes
Worship	15 minutes	15 minutes

# Mrs Variyam's Phonics

Today's sound is 'nk'.



I think I stink. 'NK'

First watch the video, and read along with the words.

<https://www.youtube.com/watch?v=MOskhIn9X3s>

Next, write the words in your book.



B . \_



w . \_



. \_



\_ . \_

# Miss Nuttall's Phonics

In school, we revisit sounds often. Today we will recap all of the sounds once more, before I select sounds which I think children are struggling with. If there is a sound your child is struggling with, please let me know and I will make sure we re-visit this.

First, watch the video and join in with the sounds

<https://www.youtube.com/watch?v=2c6EAGARwdk>

Next, I would like you to read the sentences and match them to the photographs. You do not have to print this, you can just point, showing your adult. Click on the image to enlarge it.



Fish and chips  
on a dish.



The light of a torch.



Tools in the shed.



Looking at books.

# Mrs Hussain's Phonics

Today's sound is the split digraph... a\_e



make a cake! a-e

a-e

A split digraph is where the special friends cannot sit next to each other because they talk too much. This means there must always be a letter between them.

Watch your lesson here : <https://www.youtube.com/watch?v=A7R8-LkIzCI>

Can you read these words?

same

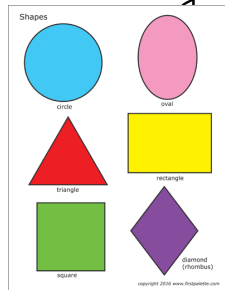
made

take

came

escape

Can you write these words in your book?



## Extra Phonics

Remember you can always use games to practice your phonics

- Tricky word snap
- I spy
- Sound hunt



[www.phonicsplay.co.uk](http://www.phonicsplay.co.uk)



[www.phonicsbloom.com](http://www.phonicsbloom.com)

## English To identify characters from traditional tales.

Now we have finished our work on poetry we are going to go back to fictional stories. Remember fiction means that it is made up.

We are going to be looking at traditional tales... this means stories that are very old and famous.

For example; *Little Red Riding Hood, Rapunzel, Snow White etc.*

Today, I would like you to watch my lesson. Listen to the clues can you guess which character I am describing.

<https://www.loom.com/share/0acceed121534c859ab3c4a8297c7a1d>

If you do not have access to the internet, you can read my clues on the next page.

## English To identify characters from traditional tales.

### Who am I?

- 1) I have a grandmother. I wear a red cloak and I don't like wolves.  
Who am I?
- 2) I have very long hair. I live in a tower. I have a strange name.  
Who am I?
- 3) We are fat, round and pink. We like to build houses. We escaped from a wolf. Who are we?
- 4) I am handsome. I live in a palace. I fell in love with a girl who lost her shoe. Who am I?
- 5) I have golden hair. I got lost in the woods. I like to eat porridge. I don't have very good manners. Who am I?

Answers: 1) Little Red Riding Hood, 2) Rapunzel, 3) Little pigs, 4) Prince Charming, 5) Goldilocks.



# English To identify characters from traditional tales.

## Challenge

Can you create a riddle for these three traditional tale characters. You will need three clues for each character and remember to use a question mark for the question, Who am I?



1)

2)

3)

Who am I?


## Reception Maths: To identify 6 objects.

We are going to be using White Rose Maths to help us with our learning today.

First I would like you to watch "Session 1 - Which show 6? Composition of 6" Click on the link below or the image to access the video.

<https://whiterosemaths.com/homelearning/early-years/growing-6-7-8/>

### Session 1 - Which show 6? Composition of 6



 Get the Activity

PDF Growing 6, 7, 8! - Week 1 - Session 1

 Get the PowerPoint Slides



Next, I would like you to go on a hunt around your house. Can you spot the numeral 6, or 6 objects? If you find a collection of objects that is not six tell your adult if that group is larger or fewer than 6.

# Year 1 Maths: To compare three numbers to 20.

First, listen to the 'count by 10's song.

<https://youtu.be/7stosHbZZZg>

Next watch Miss Nuttall's lesson

<https://www.loom.com/share/78554a0ee3544f8bb95313199a80875c>

Then complete this worksheet. Click on the image to enlarge the sheet,


08.08.21

L.O. To compare three numbers within 20.

Guided Learning Task 1 (write **most** and **fewest** in the correct places)

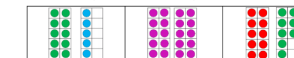


\_\_\_\_\_




\_\_\_\_\_

Guided Learning Task 2 (write **most** and **fewest** in the correct places)



\_\_\_\_\_



\_\_\_\_\_

Independent Learning (write **most** and **fewest** in the correct places)



\_\_\_\_\_

Make these numbers then write **most** and **least** in the correct places.

13	19	14
----	----	----

\_\_\_\_\_

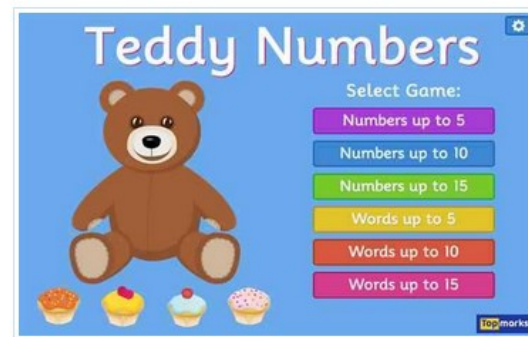
2	12	20
---	----	----

\_\_\_\_\_

# Maths (Extra activities)

You can keep practicing your maths skills by;

- number songs with [Jack Hartmann on You tube](#)
- Playing maths games on [Top Marks](#)
- Playing maths games on [education.com](#)
- Making numerals out of household objects/  
Lego
- Playing dominos
- Playing board games
- Playing cards



Science: To name the body part associated with taste.

Our tongue...

What does it do?

Without it we wouldn't be able to....



That's right, we wouldn't be able to taste. Our tongue helps us to taste, It helps us identify things that may taste nice or that may taste horrible. Taste is one of our 5 senses.

Science: To name the body part associated with taste.

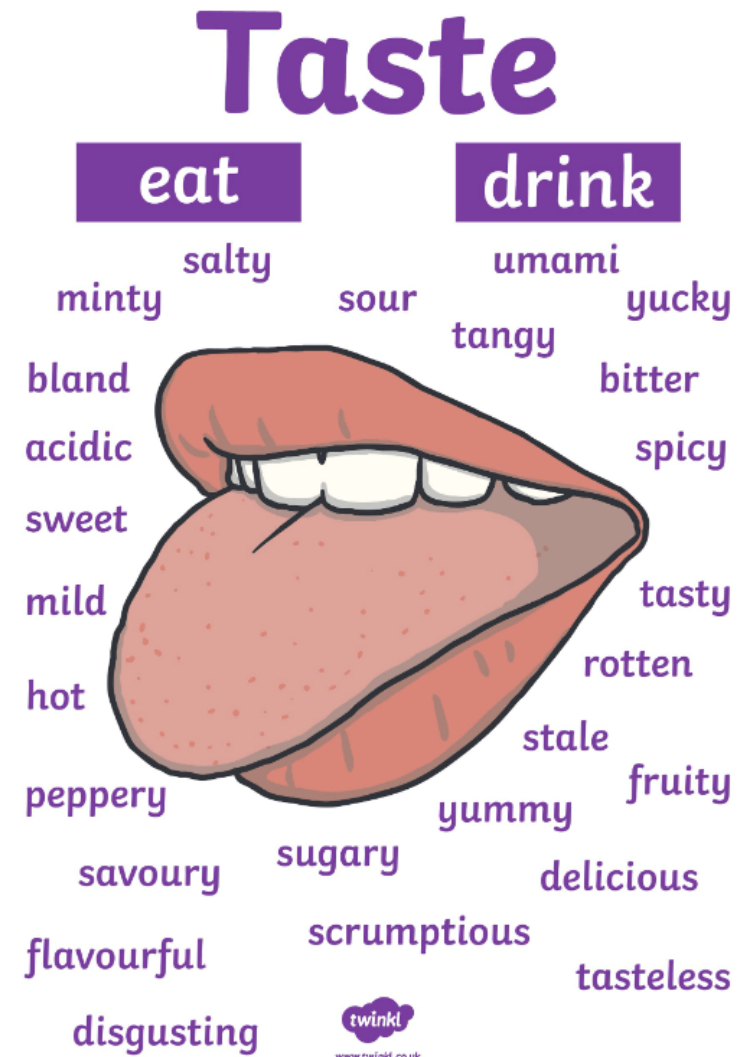
Watch this short clip about taste:

<https://www.bbc.co.uk/bitesize/clips/zwn9j6f>

Next, I would like you to complete a taste test. Either close your eyes or put a blind fold on. Ask an adult to give you a piece of food to taste.

What does it taste like?

Can you guess the food?



# Reading Group 1 (Mrs Variyam's & Miss Nuttall's Phonics Groups)

Today we are going to combine all of the reading skills we have looked at, to answer the questions below. Please try and read the passage independently, an adult can help you read the questions.

## I Can...

- 5 I can pat a cat.
- 11 I can sit in a pit.
- 17 I can tap on a lap.
- 23 I can hop to the top.
- 29 I can run in the sun.
- 36 It is fun but I am hot!



## Read Together Quick Questions



1. What does the child pat? Tick one.

- a dog
- a cat
- a hat



2. Which word rhymes with lap? Tick one.

- ham
- tap
- sun



3. Why do you think the child is hot? Tick one.

- because it is the summer
- because they have been running in the sun
- because they have a hot drink



4. What do you think the child will do next? Tick one.

- have a cold drink to cool down
- go to the park
- pat a dog

# Reading Group 2 (Mrs Hussain's Phonics Groups)

Today we are going to combine all of the reading skills we have looked at, to answer the questions below. Please try and read the passage independently, an adult can help you read the questions.

## In the Tent

Gran and Fred slept in a tent for a night. The camp was near a river. They set up the tent next to a steep hill. Gran forgot the hammer so they had to stamp on the pegs.

There were strong gusts of wind in the night. The tent fell down!

Fred did not like the night in the tent.



## Read Together Quick Questions



1. What did Gran forget? Tick one.

- the pegs
- the hammer
- the tent



2. Number the facts from 1 to 3 to show the order order that they appear in the text.

- The tent fell down.
- The camp was near a river.
- Gran forgot the hammer.



3. Which word describes the gusts of wind?

Tick one.

- strong
- small
- big

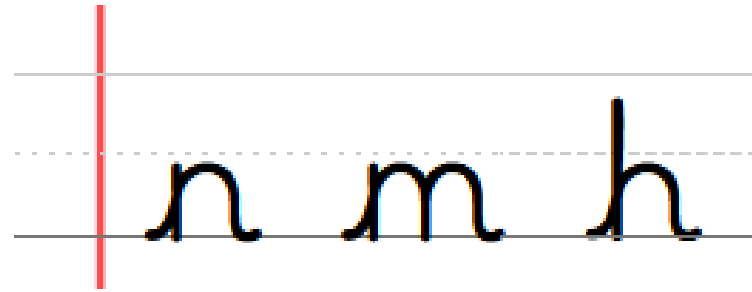


4. Why do you think that Fred did not like the night in the tent?



## Handwriting

Today, I would like you to practice writing the letters 'n, m and h'.



You can either practice these in your remote learning booklet or through the letter join website. Look at the example above, look at their size in the line, where they start and where they end. Try and make them match.

<https://www.letterjoin.co.uk/>

Letter-join 

# P.E

Visit our 'PE at Home' page for your P.E challenge with Mr Ashworth



<https://www.st-philips.lancs.sch.uk/page/pe-at-home/89749>

Or try clicking on the images below for an alternative.



<https://www.youtube.com/user/CosmicKidsYoga>



<https://www.youtube.com/user/thebodycoach1>



<https://primarypeplanning.com/home-pe>

# Worship

Visit our 'Worship at Home' page for our daily worship



<https://www.st-philips.lancs.sch.uk/page/worship-at-home/89768>