

Nelson St Philip's C of E Primary School

We love to learn. We learn to love. We love and learn together



Class Pendle

Remote Learning

Thursday 4th February 2021

Daily Lesson Timetable	Year 1 (approximately)	Reception (approximately)
Phonics	20 minutes	20 minutes
English	45 minutes	30 minutes
Maths	55 minutes	30 minutes
Computing	45 minutes	30 minutes
Reading time	30 minutes	15 minutes
Handwriting/ Spelling	10 minutes	10 minutes
PE	30 minutes	30 minutes
Worship	15 minutes	15 minutes

Mrs Variyam's Phonics

Today's sound is 'qu'.



Round her head, up past her earring, down her hair, and flick

First watch the video, and read along with the words.

<https://www.youtube.com/watch?v=JpyASJYqIKs>

Next, play the read and roll game. Roll the dice and read a word from that number. If you do not have a dice at home you can use the interactive dice below.

<https://www.online-stopwatch.com/online-dice/>

Phase 3 Roll and Read - qu

•	quiz	quit	quick	quack	quiff
••	quid	quill	quail	queen	quip
•••	queen	quiff	quill	quick	quiz
••••	quit	quack	quid	quail	quip
•••••	quill	quit	quack	queen	quail
••••••	quip	quick	quack	quill	quid

Miss Nuttall's Phonics

Today we are going to recap all of the sounds we have learnt so far.

First can you watch and join in with the sounds

<https://www.youtube.com/watch?v=2c6EAGARwdk>

Next I would like you to play phonics snakes and ladders. If you do not have a dice at home follow the link for an interactive dice. Click the image to enlarge it.

<https://www.online-stopwatch.com/online-dice/>

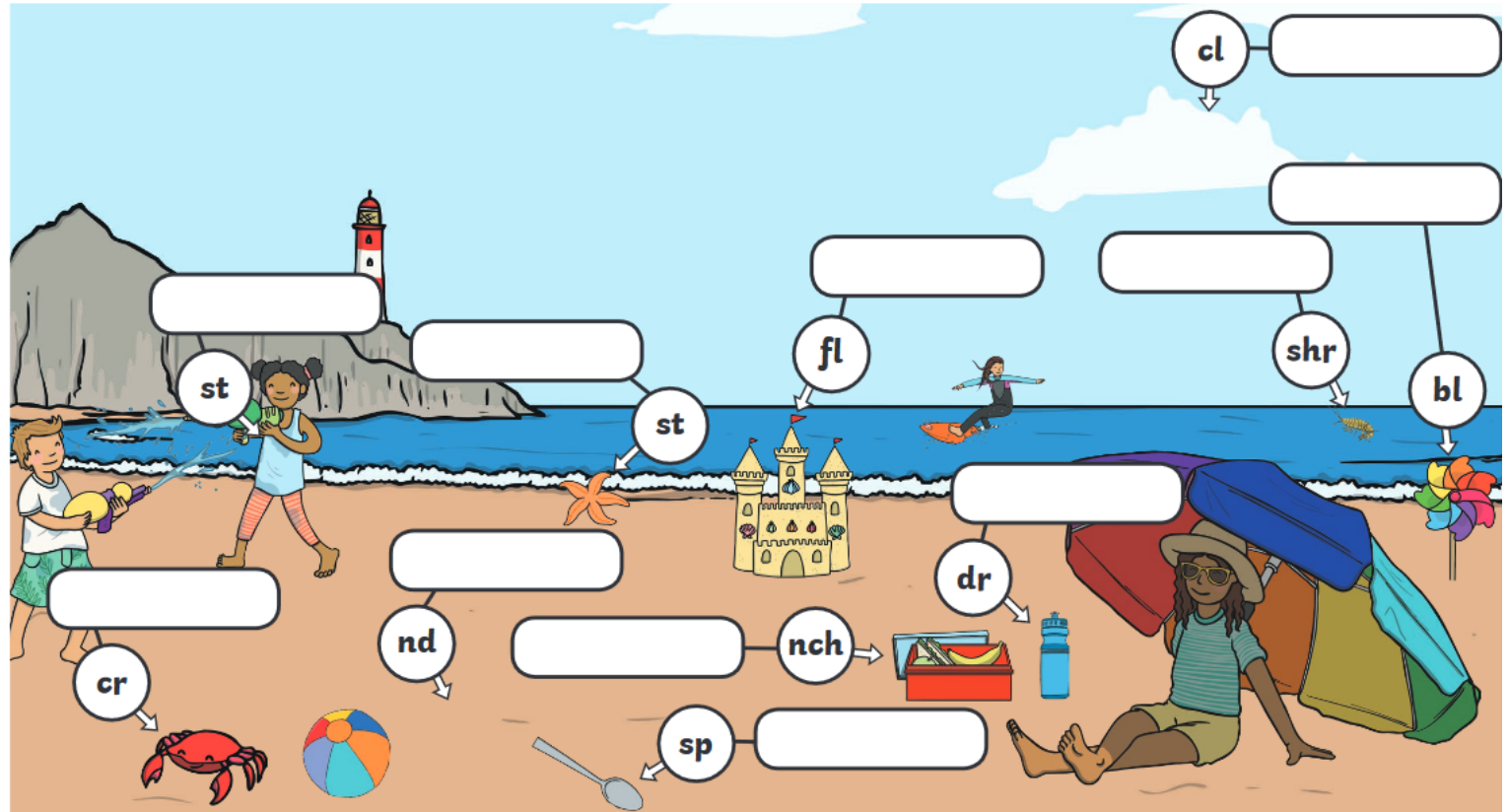
rubber 20	well 21	bath 22	fox 23	Finish
chair 19	beard 18	oil 17	cow 16	burger 15
fork 10	card 11	book 12	leek 13	ring 14
chop 9	queen 8	fizz 7	goat 6	night 5
Start	moon 1	think 2	rain 3	boat 4

Mrs Hussain's Phonics

To start with, please recap all of your set 2 sounds, by following the link below.

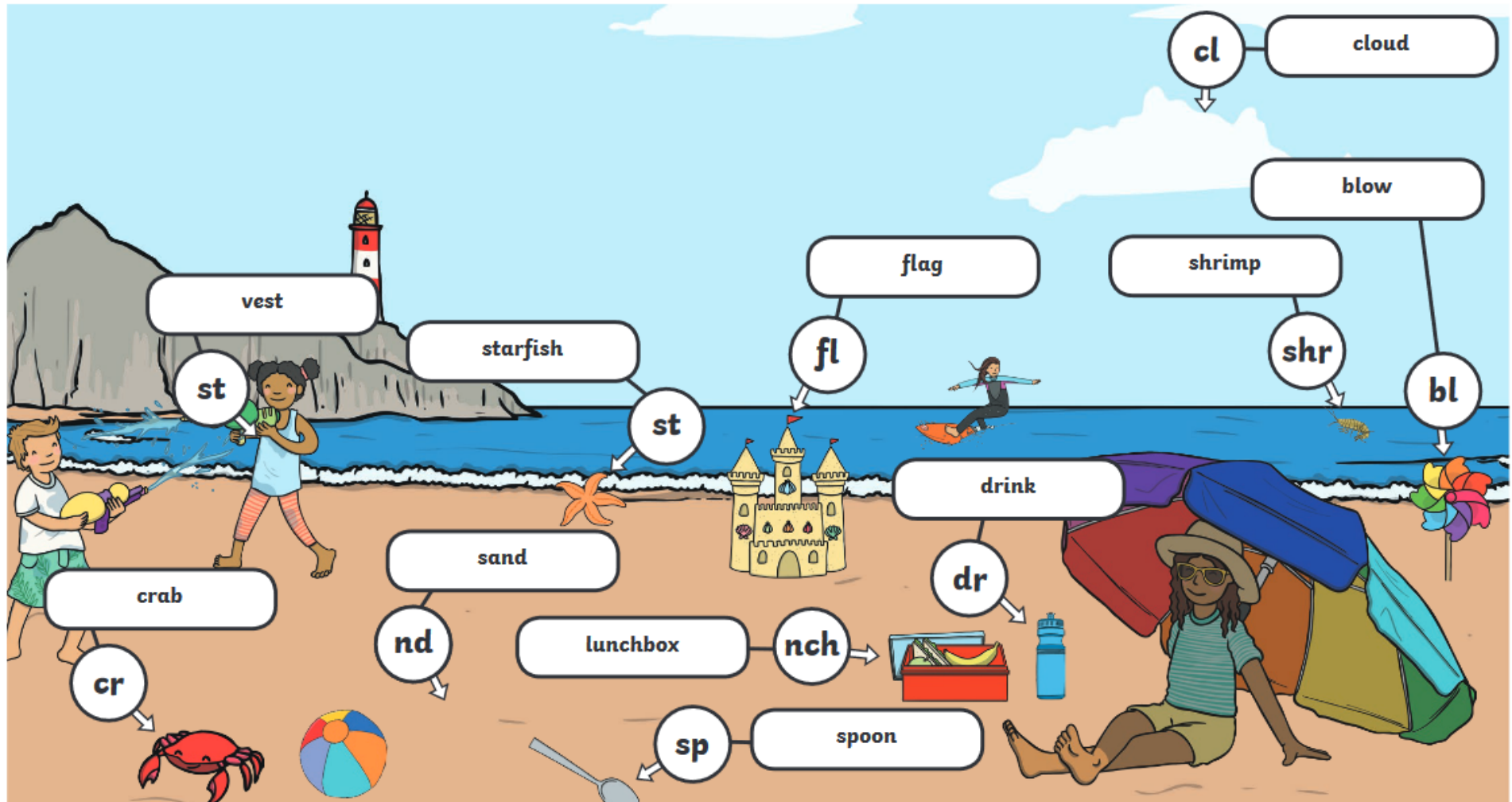
<https://www.youtube.com/watch?v=p7hRbrpq5Bo>

Next complete the labels in this picture. You will find your answers on the next page.



Mrs Hussain's Phonics

Here are your answers for today's task.



Extra Phonics

Remember you can always use games to practice your phonics

- Tricky word snap
- I spy
- Sound hunt



www.phonicsplay.co.uk



www.phonicsbloom.com

English To write a poem independently.

Today it is time to try and write a poem on your own. With the help of the lists and ideas you have collected over the week. If you need to refresh your memory, you can watch my video from yesterday again here; <https://www.loom.com/share/11732a73adf84acd8a1c18904fb8b260>

_____, _____, _____

How does your garden grow?

With _____ and _____

And _____ all in a row.

Reception: your adult can copy the red words for you, but you must try and write the ____ word with no help.

Year 1: I would like you to write your own poem, you can copy the red words. Remember you cannot ask your adult for help.

Reception Maths: To compare heights.


Over the last few days we have been looking at length. Today we are looking at height. Length means we are measuring from side to side. Height means that we are measuring up and down.

First, I would like you to watch my video.

<https://www.loom.com/share/f7e8c9be9a39409ead4a7b1e0cb7a6e9>

I apologise that you can hear the builders in the background.

Next I would like you to compare the height of different objects in your house. Using the vocabulary tall, taller, tallest, short, shorter and shortest.



Year 1 Maths: To measure length using non standard units.

First, listen to the 'count by 2's song.

<https://www.youtube.com/watch?v=OCxvNtrcDI>

Next watch Miss Nuttall's lesson

<https://www.loom.com/share/b60b2e9b4a574ed4bb1363e0cffd108f>

Then complete this worksheet. Click on the image to enlarge the sheet,

04.02.21


LO: To count in 2's

Guided Learning Task 1 (fill in the numbers in the sequence)

2	4	6	8	10
12	14		18	20
	24	26		

When counting from 0 in 2s, the numbers end in

Guided Learning Task 2 (write on the line how many 1p coins there are)



Independent Learning (complete the sequence)

10	12	14	16	18
20	22		26	28
30		34		38

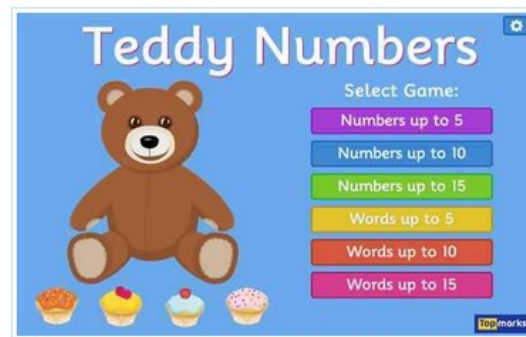
Count each group in twos



Maths (Extra activities)

You can keep practicing your maths skills by;

- number songs with [Jack Hartmann on You tube](#)
- Playing maths games on [Top Marks](#)
- Playing maths games on [education.com](#)
- Making numerals out of household objects/
Lego
- Playing dominos
- Playing board games
- Playing cards



Computing: To find and use the space bar.

Today we are continuing with our typing. When we write our words with a pencil we use finger spaces. When we are typing we still need to use finger spaces, so we use the space bar.

This is a space bar. The long thin button at the bottom of the keys.



Task: I would like you to complete the '2do space bar' on Purple Mash. Find and press the letters. If the screen is blank press the space bar. How many can you get in the time limit.

A screenshot of the Purple Mash interface. At the top, there is a navigation bar with icons for Home, 2Dos, Work, Sharing, and Alerts. Below this is a purple header for the '2Dos' section with a 'Refresh' button. The main content area shows a task titled '2Do: Space Bar' with a red arrow pointing down to a keyboard layout where the letters A, B, and C are highlighted. Below the keyboard, there is a 'Start' button. The task description reads: 'Press the letters on the keyboard. If the screen is blank press the space bar. (Set by: Miss Nuttall)'. There is also a notification icon in the top right corner with a red '1'.

Reading

This week's skill is prediction. This means we will guess what happens next, using our knowledge of the world. This often means that there is more than one correct answer.



What might the boy in the green T-shirt say next?

Why do you think he will say that?

Tick **one** thing that the children might want to eat.

hot soup curry

ice lollies fish and chips



What might the girl with the orange tray do next?

Why do you think she will do that?

Tick **one** thing that the children might do next.

run around get their bags

shout out turn off the lights

Spellings

It's time to practice our spellings.

Reception

- 1) pick
- 2) neck
- 3) sick
- 4) lick
- 5) luck
- 6) lock

Year 1

- 1) Monday
- 2) Tuesday
- 3) Wednesday
- 4) Thursday
- 5) Friday
- 6) Saturday
- 7) Sunday



Year 1 I would like you to practice these spellings again and remember days of the week need a capital letter.

P.E

Visit our 'PE at Home' page for your P.E challenge with Mr Ashworth



<https://www.st-philips.lancs.sch.uk/page/pe-at-home/89749>

Or try clicking on the images below for an alternative.



<https://www.youtube.com/user/CosmicKidsYoga>



<https://www.youtube.com/user/thebodycoach1>



<https://primarypeplanning.com/home-pe>

Worship

Visit our 'Worship at Home' page for our daily worship



<https://www.st-philips.lancs.sch.uk/page/worship-at-home/89768>