

Nelson St Philip's C of E Primary School

We love to learn. We learn to love. We love and learn together




Class Pendle

Remote Learning

Wednesday 3rd February 2021

Daily Lesson Timetable	Year 1 (approximately)	Reception (approximately)
Phonics	20 minutes	20 minutes
English	45 minutes	30 minutes
Maths	55 minutes	30 minutes
History	45 minutes	30 minutes
Reading time	30 minutes	15 minutes
Handwriting/ Spelling	10 minutes	10 minutes
PE	30 minutes	30 minutes
Worship	15 minutes	15 minutes

Mrs Variyam's Phonics



Today's sound is 'ch'.


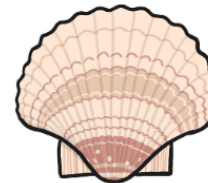

The horse sneezes when the caterpillars hairs get stuck up his nose... ch-ch-ch-choo

First watch the video, and read along with the words.

<https://www.youtube.com/watch?v=mGSFG37LewA>

Next, label the pictures. Be careful as they do not all have the 'ch' sound in.


Top tip: they do all have a digraph .



Miss Nuttall's Phonics

Can you read these words?

Today's sound is the digraph ... oy



Toy for a boy. OY!

Watch your lesson here:

<https://www.youtube.com/watch?v=TmclWZH9Q9w>

Can you write these words in your book?

zoy
floy
loyal
ahoy
destroy



. _



. _



j _



r ... family

Mrs Hussain's Phonics

To start with, please listen to this Phase 4 tricky word spelling song;

<https://www.youtube.com/watch?v=3NOzgR1ANc4>

Next I would like you to complete the Phase 4 reading quiz on Purple Mash.

The screenshot shows the Purple Mash website interface. At the top, there is a navigation bar with the Purple Mash logo and several icons: a checkmark, a folder, a globe, and a bell with a red notification badge. Below the navigation bar, there are buttons for 'Home', '2Dos', 'Work', 'Sharing', and 'Alerts'. The main content area features a purple header with a back arrow, '2Dos', and a 'Refresh' button. Below this, there is a task card titled '2Do: Phase 4 Phonics Quiz' with a sheep icon. The card contains the text 'Read the sentence and pick the matching picture. (Set by: Miss Nuttall)' and a 'Start' button. Below the task card, there is a green header for 'Art in the Style of Jaqueline Hurley' with a small image of clouds.

Extra Phonics

Remember you can always use games to practice your phonics

- Tricky word snap
- I spy
- Sound hunt



www.phonicsplay.co.uk



www.phonicsbloom.com

English To write a poem

Mary Mary Quite Contrary

**Mary, Mary, quite contrary,
how does your garden grow?
With silver bells,
and cockle shells...
and pretty maids all in a
row.**



Today I would like you to watch my lesson on how I wrote my poem.

Click the link below

<https://www.loom.com/share/11732a73adf84acd8a1c18904fb8b260>

Jeorgie, Jeorgie really friendly,

How does your garden grow?

With beans and spouts all growing out,

And lettuces all in a row.

You do not need to do any writing for this task. But it is important that you watch the video so you can write your own poem tomorrow.

Maths: To measure length using non standard units

Today we are going to begin looking at measuring how long objects are. We can measure the length of an object in lots of different ways.

We can use a ruler or a tape measure using millimetres, centimetres or meters. We begin to do this as we get further up the school.

But, to start with we can measure in a much simpler way. We can measure the length of an object using books, forks, numicons and much more.

To start with today, please watch Miss Nuttall's lesson.

<https://www.loom.com/share/ccef5dfd1bf14645bfdd7d636efefc94>

Reception Maths: To measure using non standard units.

Today I would like you to pick a unit measure from your house. This is easier if you have lots of this item for example; pencils, spoons or forks.

Using this item as a measure please can you measure the length of different objects in your house and record your findings like this.

Book = 2 spoons

You could measure your tv, bed, cushion and lots more.

Top tip: make sure you start and finish at the edge of your object.



Year 1 Maths: To measure length using non standard units.

Year 1, today I would like you to complete the work sheet below. Measure the objects using the pictures of the cubes. Remember you are not counting all of the cubes, just until the end of the object.

If you do not have a printer you can complete this your book by writing the object and its length in cubes.

For example

The pencil = ____ blocks

The lollipop = ____ blocks

The screwdriver = ____ blocks

The leaf = ____ blocks

The ear buds = ____ blocks

(Measuring Objects - Blocks) Sheet 1

Measure each object using blocks.

blocks

blocks

blocks

blocks

blocks

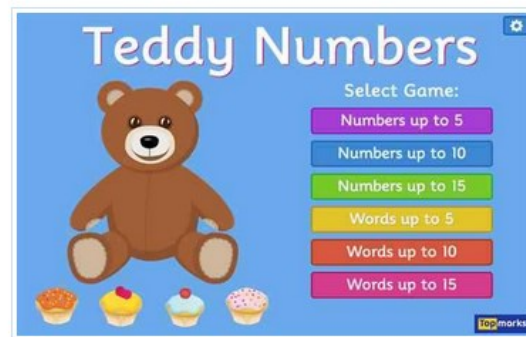
blocks

blocks

Maths (Extra activities)

You can keep practicing your maths skills by;

- number songs with [Jack Hartmann on You tube](#)
- Playing maths games on [Top Marks](#)
- Playing maths games on [education.com](#)
- Making numerals out of household objects/
Lego
- Playing dominos
- Playing board games
- Playing cards



History : To compare hospitals from the past with modern day hospitals.

In History we have been looking at Florence Nightingale. Today we are going to compare hospitals from the past and now. How did Florence change the hospitals. Can you remember? If you need to refresh your memory you can watch either of the two videos.

<https://www.bbc.co.uk/bitesize/topics/zns9nrd/articles/znsct39>

<https://www.youtube.com/watch?v=XkoaMawiZ-o>

Task

Can you create a Now and Then grid in your book? Sort the words / pictures into the correct columns. What else is can you think of that is different? You may want to think about bugs, bandages and nurses.



Reading

This week's skill is prediction. This means we will guess what happens next, using our knowledge of the world. This often means that there is more than one correct answer.




What do you think they will do with the marshmallows?

What makes you think that?

Tick **one** thing that the family will do soon.

- go home sleep in the tent
 wake up make a fire



What might Uncle Bill do with the rest of the bags?

Why do you think he will do that?

Tick **one** place that Uncle Bill might go.

- to the shops to a restaurant
 to school on holiday

Spellings

It's time to practice our spellings.

Reception

- 1) dot
- 2) hot
- 3) not
- 4) pot
- 5) spot
- 6) slot

Year 1

- 1) Monday
- 2) Tuesday
- 3) Wednesday
- 4) Thursday
- 5) Friday
- 6) Saturday
- 7) Sunday



P.E

Visit our 'PE at Home' page for your P.E challenge with Mr Ashworth



<https://www.st-philips.lancs.sch.uk/page/pe-at-home/89749>

Or try clicking on the images below for an alternative.



<https://www.youtube.com/user/CosmicKidsYoga>



<https://www.youtube.com/user/thebodycoach1>



<https://primarypeplanning.com/home-pe>

Worship

Visit our 'Worship at Home' page for our daily worship



<https://www.st-philips.lancs.sch.uk/page/worship-at-home/89768>