

Nelson St Philip's C of E Primary School

We love to learn. We learn to love. We love and learn together



Class Pendle

Remote Learning

Monday 1st February 2021

Daily Lesson Timetable	Year 1 (approximately)	Reception (approximately)
Phonics	20 minutes	20 minutes
English	45 minutes	30 minutes
Maths	55 minutes	30 minutes
RE	45 minutes	30 minutes
Reading time	30 minutes	15 minutes
Handwriting/ Spelling	10 minutes	10 minutes
PE	30 minutes	30 minutes
Worship	15 minutes	15 minutes

Mrs Variyam's Phonics

In school, we often repeat sounds to ensure that children are secure before moving on. We are going to do this at home too. It is important to still complete your daily phonics session in order to support this process.

Today's sound is 'sh'. SHHH says the horse to the hissing snake.



First watch the video, and read along with the words.

<https://www.youtube.com/watch?v=7gBsGxhdt2E>

Next play read and roll with an adult. Roll a dice and pick a word from that number. If you do not have a dice try using the online version below.

<https://www.online-stopwatch.com/online-dice/>

Phase 3 Roll and Read - sh

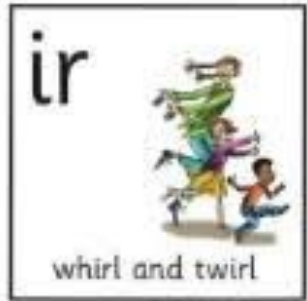
•	ship	shop	shed	shell	fish
••	cash	bash	hush	rush	shock
•••	rush	fish	bash	shed	ship
••••	shop	shell	cash	hush	rush
•••••	bash	shop	shell	rush	shock
••••••	fish	shed	ship	cash	hush

Miss Nuttall's Phonics

Can you read these words?

Today's sound is the digraph ... ir

Whirl and twirl. IR!



Watch your lesson here:

<https://www.youtube.com/watch?v=A-B-aOsd1ZY>

Can you write these words in your book?



sir

dirt

stir

skirt

thirteen

Mrs Hussain's Phonics

Watch your lesson here;

<https://www.loom.com/share/39c442fe4c5948d09d565a63fcdd1d8f>

If you did not write the 2 syllable words in the lesson,
please write them now.



Extra Phonics

Remember you can always use games to practice your phonics

- Tricky word snap
- I spy
- Sound hunt



www.phonicsplay.co.uk



www.phonicsbloom.com

English To gather content for a poem.

Today we are beginning to gather ideas for our poem. If this task is not complete your poem will be more difficult to write.

Task

I would like you to make a list of all of the objects you can see, touch and hear in a park or garden. For ideas you could either go for a walk and see what you find or you can watch the clips below.

<https://www.youtube.com/watch?v=9ymSl9vKtM4>

<https://www.youtube.com/watch?v=Z7G9Y9YeT8>

You might think of other objects that you haven't seen, like bugs, you can include these in your list too.



Maths: To compare length

This week we are going to be looking at length. Length is how long or short something is.

Year 1, you looked at length last year, today is a recap of your learning and tomorrow you will extend your learning further.

Please watch Miss Nuttall's lesson by clicking on the link.

<https://www.loom.com/share/b5ab6f4de09048e29e40a7bc408f0263>

Reception Maths: To compare lengths

Reception, today I would like you to find objects from around your home and compare them. Pick 2 objects at a time and use the sentence structure below to compare them.

The _____ is shorter than the _____.

The _____ is longer than the _____.



You do not need to write these answers down, but a photograph of you engaging in this activity would be great!

Year 1 Maths: To compare lengths

Please complete the worksheet to the right. Click the image to enlarge it.

If you do not have a printer write the answer using the word top, middle or bottom in a sentence. For example

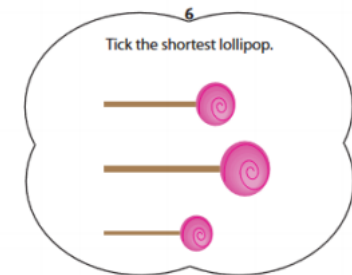
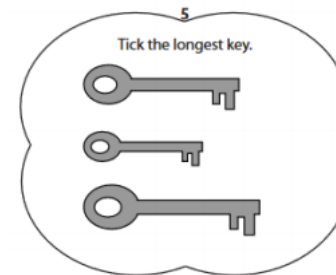
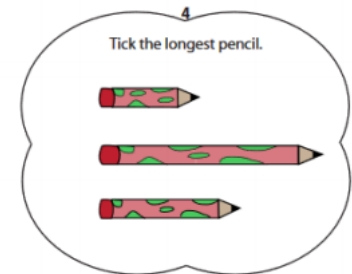
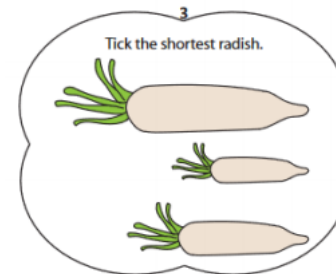
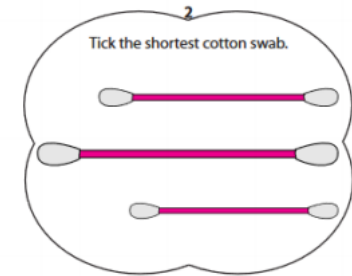
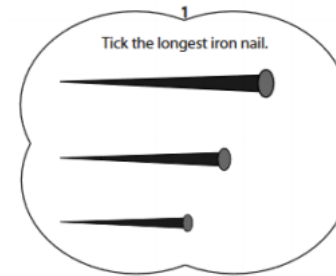
1) *The top nail is the longest*

LO: To compare length

If you do not have a printer write the answer using the word top, middle or bottom as a sentence. For example:

1) *The top nail is the longest*

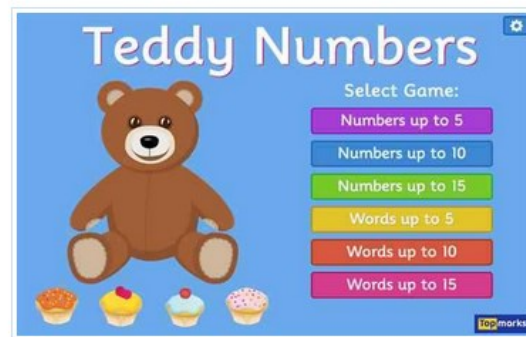
Long vs Short



Maths (Extra activities)

You can keep practicing your maths skills by;

- number songs with [Jack Hartmann on You tube](#)
- Playing maths games on [Top Marks](#)
- Playing maths games on [education.com](#)
- Making numerals out of household objects/
Lego
- Playing dominos
- Playing board games
- Playing cards




RE: Jesus a friend to all.

Today we are going to be looking at another story where Jesus performed a miracle. In the book of Luke, Jesus heals a paralysed man. Paralysed means the man could not walk, or move very well.

Watch this short clip of the story. <https://www.youtube.com/watch?v=955URO JSB8>

After you have watched the clip, consider these questions...

1. Why did the four men do this for their friend?
2. How did the man feel as he was lowered?
3. How did the man feel when Jesus spoke to him?
4. How did he feel as he walked out of the house?
5. What were the disciples/crowd/owner of the house thinking?



Reading

This week's skill is prediction. This means we will guess what happens next, using our knowledge of the world. This often means that there is more than one correct answer.

Will you predict the same things as Pip?



What do you think the boy will do to the candles?


Why do you think he will do that?

Tick **one** thing that the boy's friends might do next.

walk away sing a song

play a game go home

Will you predict the same things as Pip?



What might the lady with the green hat say next?

Why do you think she will say that?

Tick **one** thing that all of these people will do next.

go home read a book

watch a film eat lunch

Spellings

It's time to practice our spellings.

Reception

- 1) dig
- 2) pig
- 3) big
- 4) red
- 5) bed
- 6) fed

Year 1

- 1) chip
- 2) chick
- 3) catch
- 4) fetch
- 5) kitchen
- 6) rich
- 7) such
- 8) hatch



P.E

Visit our 'PE at Home' page for your P.E challenge with Mr Ashworth



<https://www.st-philips.lancs.sch.uk/page/pe-at-home/89749>

Or try clicking on the images below for an alternative.



<https://www.youtube.com/user/CosmicKidsYoga>



<https://www.youtube.com/user/thebodycoach1>



<https://primarypeplanning.com/home-pe>

Worship

Visit our 'Worship at Home' page for our daily worship



<https://www.st-philips.lancs.sch.uk/page/worship-at-home/89768>