

# Nelson St Philip's C of E Primary School

*We love to learn. We learn to love. We love and learn together*



## Class Barley

Remote education

*Monday 1st February 2021*

Daily Lesson Timetable	Time (approximately)
Phonics	20 minutes
English	45 minutes
Fluent in 5	10 minutes
Maths	45 minutes
Daily PE challenge	10 minutes
RE	45 minutes
Reading time	20 minutes


# Phonics groups

Please begin each phonics session with the speed sound video warm up below. Click to view.

Speed sounds Set 2



Speed sounds Set 3



It is important to remember that all children will secure sounds at different paces, therefore, if there is a particular sound you wish to recap and secure, then please do so. There will also be activities for consolidation of previous sounds as children have to recognise sounds and words as well as learn how to spell them using the correct graphemes. If you feel that your child is progressing well, then try the next group up for a challenge. If you feel that the lesson was too difficult, then you can always try the group below.

Thank you,

Miss Peel

# Miss Peel's Group (Phase 6) Begin with the speed sound Set 3 video

Weekly focus: Contractions

## Has

If 'has' is one of the words in the contraction, remove the 'h' and the 'a' and replace them both with an apostrophe.

she has

he has

it has

that has

=

=

=

=

she's

he's

it's

that's

Spot the errors (there are 3 to find)

Yo've had a wonderful birthday.

Anaya has been paiting and shes'  
made such a mess!

Today, practise  
the following  
contractions.

Try putting  
them into your  
own sentence.

## Have

If 'have' is one of the words in the contraction, remove the 'h' and the 'a' and replace them both with an apostrophe.

I have

you have

we have

they have

=

=

=

=

I've

you've

we've

they've

Mr Ashworth's Group

Phase 5 Set 1 (Focus sound eigh)

Begin with the SPEED SOUND Set 2/3 video.

Read all the alternate /a/ graphemes below

a ay ai a-e ei eigh

Today we are going to look at the alternate /a/ sound written as eigh.

This has 4 letters but only makes 1 sound.

Read the words below and practise spelling these using rainbow writing.

Colour the eigh grapheme in a different colour so it stands out:

eighteen eighty neighbour

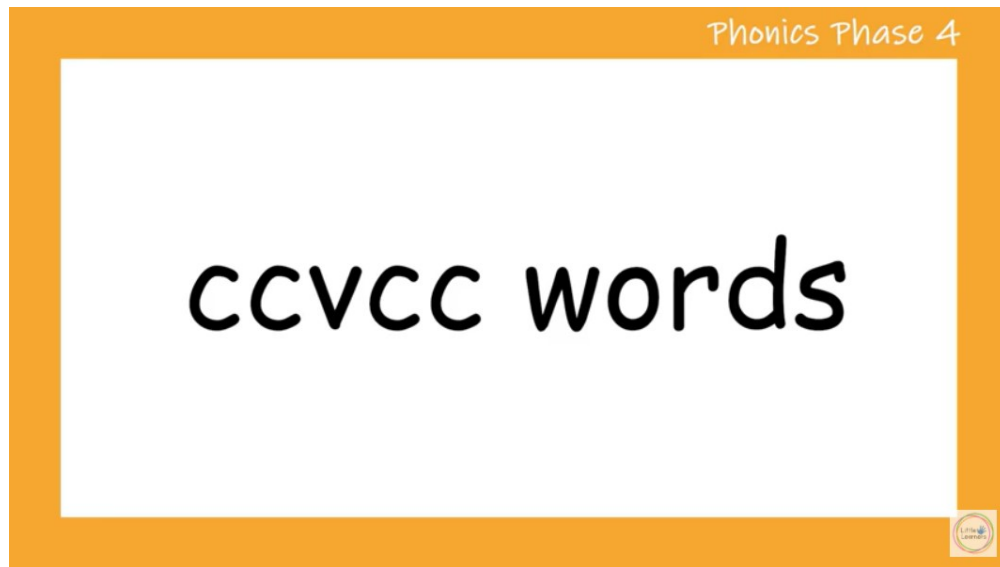
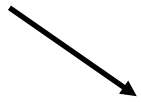
weigh sleigh freight

## Mrs Mahmood's Group (Phase 4)

Today, we are going to read and blend *ccvcc* words. This stands for  
*consonant-consonant-vowel-consonant-consonant*

Watch the video below and practise reading the *ccvcc* words. After,  
practise spelling words using the picture clues.

Click the image to watch the video



Spell these words:



skunk grass shell chest quilt

Answers

Mrs Mahmood's Group (Phase 4)


Additional phonics (optional)

Have an online game of Alien Escape.

Click the link



Alien Escape



Tricky words to recap:

there little one do



# Year 1 and 2 Common Exception Words

## Year 1

the	they	one
a	be	once
do	he	ask
to	me	friend
today	she	school
of	we	put
said	no	push
says	go	pull
are	so	full
were	by	house
was	my	our
is	here	
his	there	
has	where	
I	love	
you	come	
your	some	

## Year 2

door	gold	plant	clothes
floor	hold	path	busy
poor	told	bath	people
because	every	hour	water
find	great	move	again
kind	break	prove	half
mind	steak	improve	money
behind	pretty	sure	Mr
child	beautiful	sugar	Mrs
children	after	eye	parents
wild	fast	could	Christmas
climb	last	should	everybody
most	past	would	even
only	father	who	
both	class	whole	
old	grass	any	
cold	pass	many	



# English

LO: Make predictions about possible events and characters' behaviour.

Task 1: Take a look at our new text.

Make a prediction about the story.

Is it fiction/non-fiction? How do you know?

Who do you think Traction Man is?

What clues can you find on the front cover?

What do you think the story is going to be about?



# English

LO: Make predictions about possible events and characters' behaviour.

Task 2: Take a look at the first page.

There is only an illustration.

What can you find out about the boy from looking at this illustration? Look at all the clues.



Here is my model to help you:

I think that it is night time because the curtains are drawn and the little boy is in a deep sleep.



THIRD SPACE  
LEARNING

Year 1  
Week 17 – Day 1

A. Half of 2 = ?



B.  $19 + ? = 20$



C.  $28 - 19 = ?$

Use...



Tens Frames

...to help you



THIRD SPACE  
LEARNING

Year 1

Week 17 – Day 1 (answers)

A. Half of 2 = 1

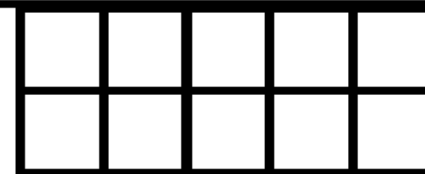


B. 19 + 1 = 20



C. 28 - 19 = 9

Use...



Tens Frames

...to help you



THIRD SPACE  
LEARNING

Year 2

Week 17 – Day 1

$$A. 66 - 22 =$$

Use...



A number line

...to help you

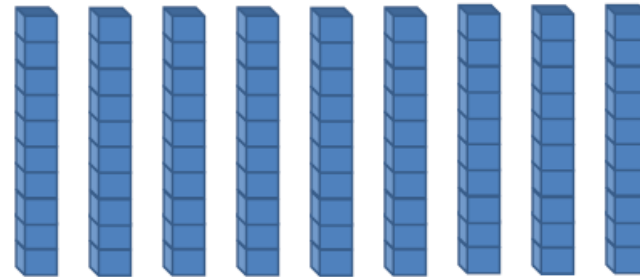
$$B. 46 + 45 =$$

You choose...

...what to use...

...to help you

$$C. 9 \times 10 =$$





THIRD SPACE  
LEARNING

Year 2

Week 17 – Day 1 (Answers)

$$A. 66 - 22 = 44$$

Use...



A number line

...to help you

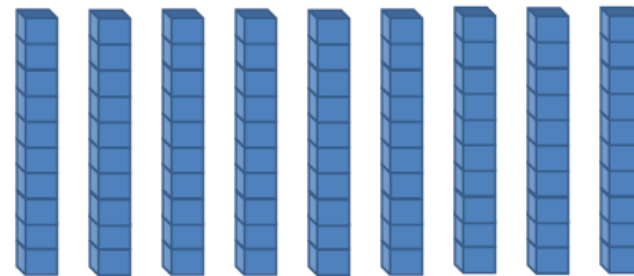
$$B. 46 + 45 = 91$$

You choose...

...what to use...

...to help you

$$C. 9 \times 10 = 90$$

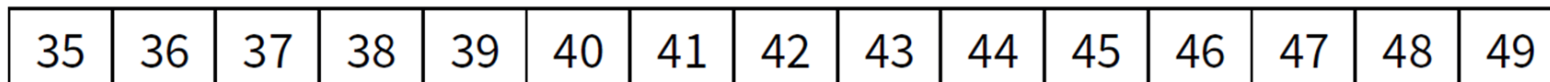


# Maths LO: To count forwards and backwards to 50



Year 1 Join Miss Peel for today's maths lesson by clicking link below. If you do not have access, please download the PowerPoint on the remote learning page and complete the activities over the next 2 slides.

<https://www.loom.com/share/535ab9e2e2b5481881bca5a8616827a9>

1. Use the number track to
  - a. Count forwards from 35 to 46
  - b. Count back from 45 to 35



2. Which group is easier to count? Why?



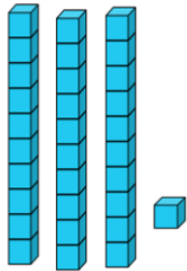


# Maths LO: To count forwards and backwards to 50

## Year 1

Complete the activities independently

Match the numbers to the correct amounts.



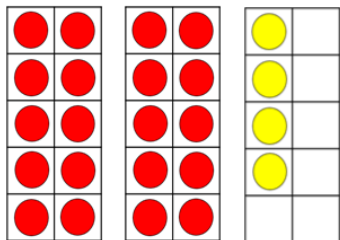
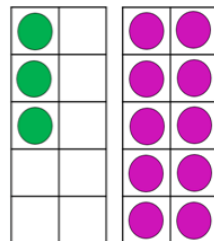
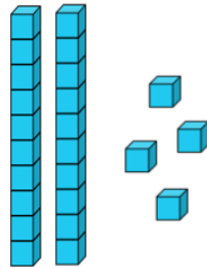
13

310


42

24

31



3. How many strawberries are there?  
Use the tens frames and the number line to count the strawberries.



25	26	27	28	29	30	31	32	33	34	35	36	37	38	39
----	----	----	----	----	----	----	----	----	----	----	----	----	----	----

44	45	46			
----	----	----	--	--	--

39	40	41			
----	----	----	--	--	--

47	48	49			
----	----	----	--	--	--

# Maths LO: To represent numbers to 100 in different ways

Year 2 Join Miss Peel for today's maths lesson by clicking link below. If you do not have access, please download the PowerPoint on the remote learning page and complete the activities. There are templates for the activities on the next slide.


<https://www.loom.com/share/cb3ec105701042208887d63b57c3d273>

29/01/2021 Year 2 Place Value Lesson 2


## To represent numbers to 100 using different resources

- I can represent numbers to 100 using different resources
- I can represent the value of digits in numbers to 100
- I can solve and explain problems involving representations to 100

**Starter:**  
If each tray holds ten ice cubes, how many ice cubes are there here?  
Can you write your answer in numerals and words?



0:04


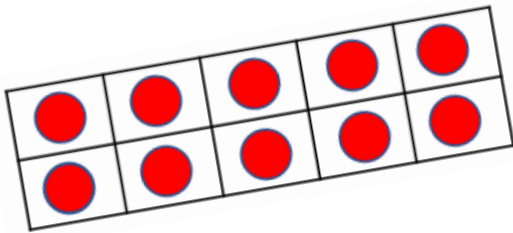


**THIRD SPACE LEARNING** [thirdspacelearning.com](https://thirdspacelearning.com) Specialist 1-to-1 maths interventions and curriculum resources

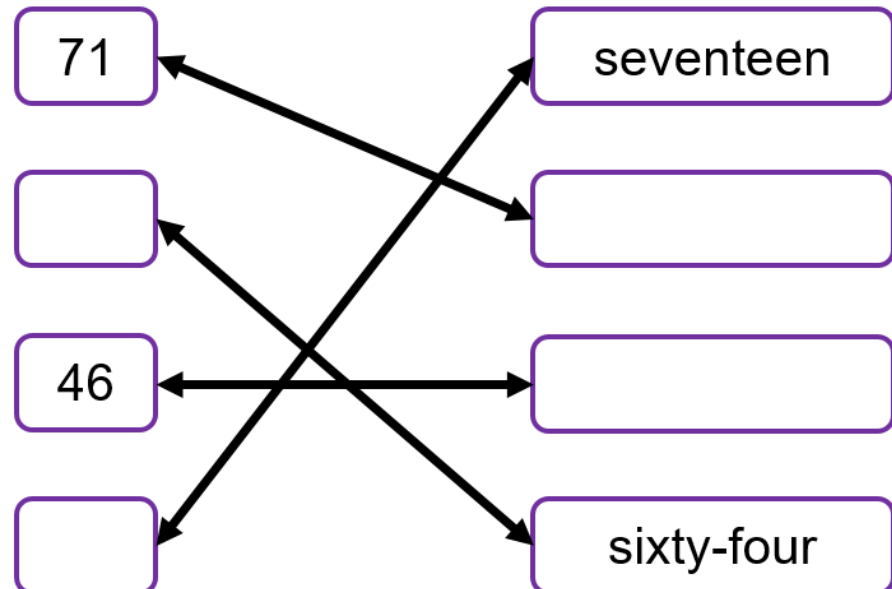
Maths LO: To represent numbers to 100 in different ways

## Year 2 Task 1

Represent the numbers 39, 65 and 54 in 3 different ways (tens frames, Base 10, numicon, arrays or beadstrings).



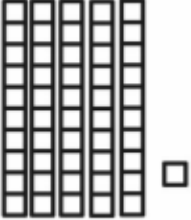



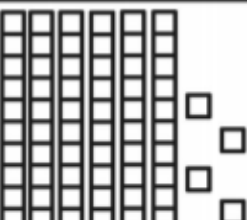
Can you fill in the blanks to match the numerals and the words?



Maths LO: To represent numbers to 100 in different ways

Year 2 Task 2

Write how many groups of tens and ones there are.

	_____ tens _____ ones _____ + _____ = _____
	_____ tens _____ ones _____ + _____ = _____
	_____ tens _____ ones _____ + _____ = _____
	_____ tens _____ ones _____ + _____ = _____
	_____ tens _____ ones _____ + _____ = _____

# Maths (additional activities)

Practise learning your 2 times table with this catchy robot rap!



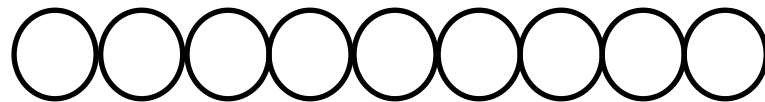
Can you write down your number bonds to 9 in systematic order?  
Write down ALL possibilities.

$$0 + \_ = 9$$

$$1 + \_ = 9$$

$$2 + \_ = 9$$

Use the counters to help you



# Daily PE challenge

Come and exercise with a challenge session delivered by  
Mr Ashworth!

Click on the tennis ball to access the video link for today's  
challenge.





# Religious Education: Unit 2.3 Jesus, friend to everyone

I wonder how it felt to meet Jesus?

Blind Bartimaeus (Mark 10:46-52, Luke 18:35-43)

Before telling the story, play a game using a blindfold (with adult supervision to ensure safety).

Cover your eyes and try to find an object around the room.

Was this easy to do?

How did you feel when your sense of sight had gone?

Did you feel vulnerable?

Hopefully this activity will help the children to empathise with Bartimaeus in today's story.

Download the PowerPoint and tell the story of Bartimaeus, then complete the reflection activity on the next page.





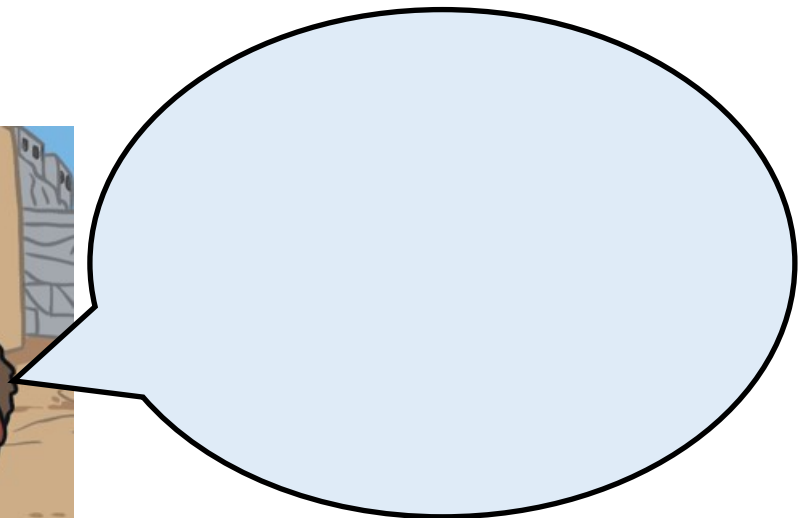
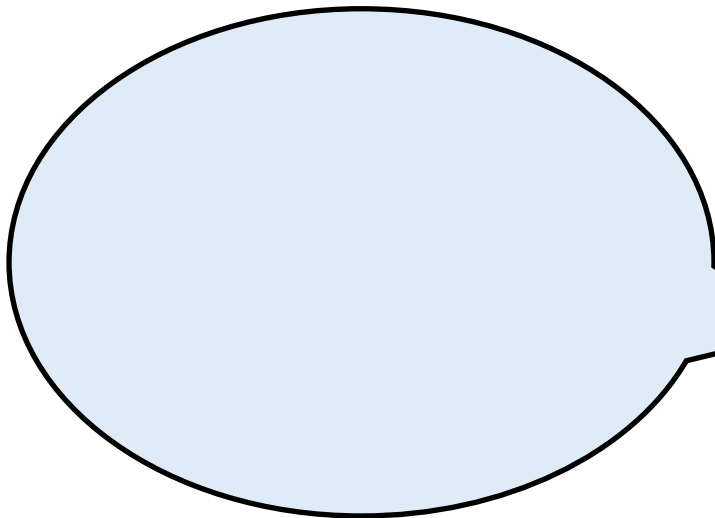
## Religious Education: Unit 2.3 Jesus, friend to everyone

Everyday people walked passed and ignored Bartimaeus on the streets. On that day, Jesus took notice. Jesus saw him, listened and helped.

*Why do you think Jesus wanted to help Bartimaeus?*

*I wonder how Bartimaeus felt when Jesus spoke to him?*

Record in the speech bubbles what they both might have said to each other:



# Reading time

Miss Peel LOVES to read! In fact, it is one of the things that helps me to relax and wind down after a busy day. Today, I'd like you to relax whilst you read a book in a peaceful place. It could be somewhere in your garden, in your bed or even in a den that you have made.

Remember to send me some pictures of your most peaceful reading places!

