

# Nelson St Philip's C of E Primary School

*We love to learn. We learn to love. We love and learn together*



## Class Barley

### Remote learning

*Friday 29th January 2020*

Daily Lesson Timetable	Time (approximately)
Worship and Superstar assembly	15 minutes
Phonics	20 minutes
English	45 minutes
Fluent in 5	10 minutes
Maths	45 minutes
Daily PE challenge	5-10 minutes
Handwriting and Computing	45 minutes
Reading time	20 minutes

## Worship:

### Secret Act of Kindness

This morning, pray and ask God to show you an act of kindness you could do secretly for someone. Carry out the act without them knowing it was you. Think about how you felt showing this kindness. How did the person you showed kindness to feel? Write a short reflection about what you did.

This links to our own class Bible verse

**Therefore, as God's chosen people, holy and dearly loved, clothe yourselves with compassion, kindness, humility, gentleness and patience.**

**Colossians 3:12 NIV**

Click on the superstar image to visit our weekly superstar assembly



# Fun phonics Friday!

## Swat it!

Today, you will practise reading and spelling your personalised spellings and common exception words (see the slide below for a list of CEW).

Here's how to play the game:

Step 1: Write down your tricky spellings on pieces of paper.

Step 2: Cut them out and spread them across your floor.

Step 3: Ask your parents for a spatula from the kitchen.

Step 4: Your parent or sibling has to shout out a spelling. You need to spell it out before swatting it with the spatula.

How many spellings can you orally spell in 2 minutes?



← 2 minute timer

A great maths link!

# Year 1 and 2 Common Exception Words

## Year 1

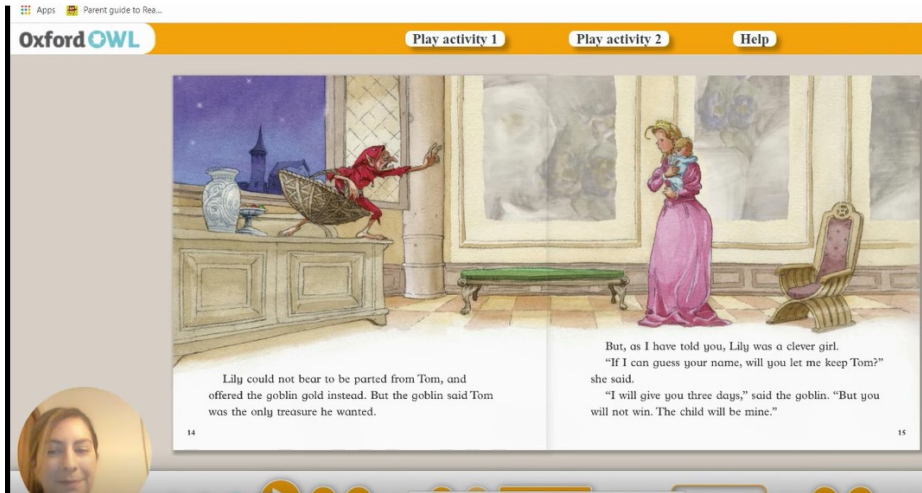
the	they	one
a	be	once
do	he	ask
to	me	friend
today	she	school
of	we	put
said	no	push
says	go	pull
are	so	full
were	by	house
was	my	our
is	here	
his	there	
has	where	
I	love	
you	come	
your	some	

## Year 2

door	gold	plant	clothes
floor	hold	path	busy
poor	told	bath	people
because	every	hour	water
find	great	move	again
kind	break	prove	half
mind	steak	improve	money
behind	pretty	sure	Mr
child	beautiful	sugar	Mrs
children	after	eye	parents
wild	fast	could	Christmas
climb	last	should	everybody
most	past	would	even
only	father	who	
both	class	whole	
old	grass	any	
cold	pass	many	

# English LO: To sequence events to write a narrative

Listen to the final part of the story of Rumpelstiltskin read by Miss Peel. Click on the image or link to access.



<https://www.loom.com/share/d098d20fc2dc4498a78e85dlacecb0f4>

Today, you are going to re-write the story in your own words by sequencing the events together.

Remember to include:

- Time adverbials (early one morning, a few years later)
- Adventurous vocabulary: boasted, anxious, turrets
- Correct punctuation (. , ! ?)
- (Year 2) Paragraphs (when you introduce a new section/ part to the story)

# English LO: To sequence events to write a narrative

Story map:

## Retell the story

Once upon a time...

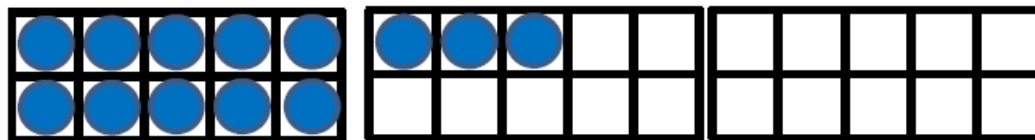


If you want to listen to the first part of the story again, you can listen here:

<https://www.loom.com/share/f29e92eb7a3745849365b8c8acdc5393>



A.  $13 + 12 = ?$

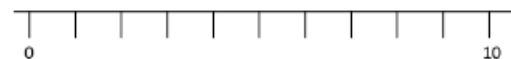


B. Double 7 = ?



C.  $31 - 23 = ?$

Use...



A number line

...to help you



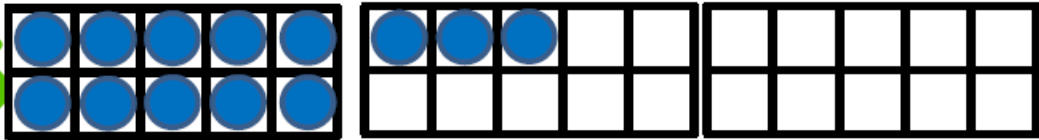


THIRD SPACE  
LEARNING

Year 1

Week 16 – Day 5 (answers)

A.  $13 + 12 = 25$

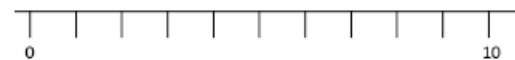


B. Double 7 = 14



C.  $31 - 23 = 8$

Use...



A number line

...to help you



THIRD SPACE  
LEARNING

Year 2

Week 16 – Day 5


You choose...

...what to use...


...to help you

A.  $88 + 2 =$

B.  $\frac{1}{4}$  of 40 =



C.  $8 \times 10 =$





THIRD SPACE  
LEARNING

Year 2

Week 16 – Day 5 (Answers)


You choose...

$$A. 88 + 2 = 90$$


...what to use...

...to help you

$$B. \frac{1}{4} \text{ of } 40 = 10$$



$$C. 8 \times 10 = 80$$

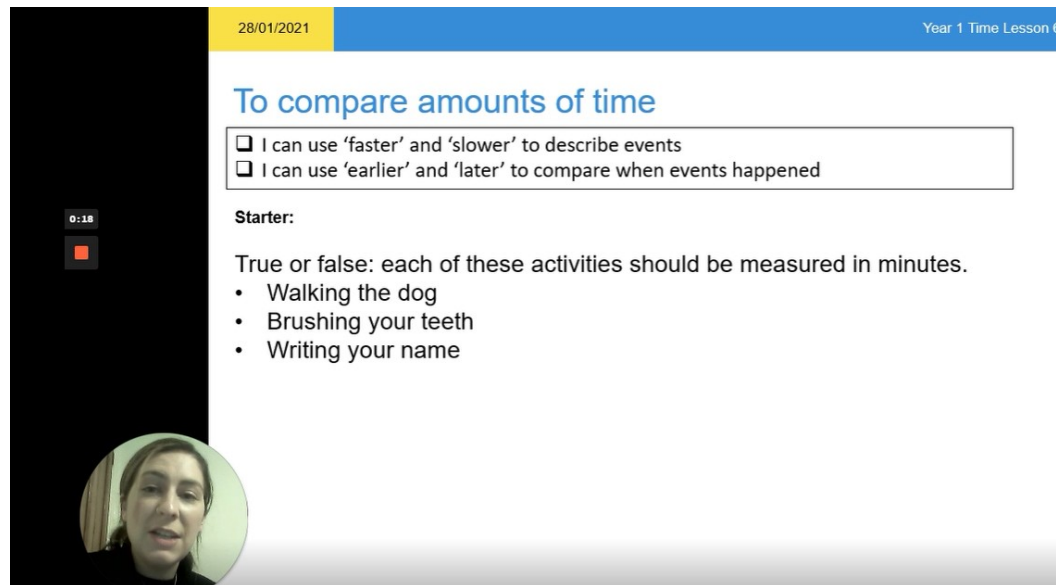


Maths LO: To compare amounts of time

## Year 1: Time-Lesson 6

Join Miss Peel for today's maths tutorial by clicking the link below. If you do not have access to this, please download the PowerPoint on the remote learning page then complete the activities over the next slide.

<https://www.loom.com/share/a4e5f607dd124c7db439957af722df86>



The screenshot shows a Loom video player interface. At the top, there is a date '28/01/2021' and a title 'Year 1 Time Lesson 6'. The main content area displays the lesson title 'To compare amounts of time' in blue. Below the title, there are two learning objectives in a box: 'I can use 'faster' and 'slower' to describe events' and 'I can use 'earlier' and 'later' to compare when events happened'. Underneath, the word 'Starter:' is followed by the instruction 'True or false: each of these activities should be measured in minutes.' and a list of three activities: 'Walking the dog', 'Brushing your teeth', and 'Writing your name'. On the left side of the player, there is a video feed of a woman (Miss Peel) with a '0:18' timer and a red stop button. The video feed is currently muted.

# Maths Year 1













Task 1 (see the next slide for the activities to sort) If you do not have access to a printer, draw and label the activities in the correct column. You can add some more of your own too.

Cut out the activities and stick them in the correct column. Will it take hours, minutes or seconds? — — —

Hours	Minutes	Seconds

# Maths Year 1 Tasks

## Task 1

					
write your name	visit a fayre	sleep	a day at school	eat an apple	have a bath
					
read a book	jump	watch TV	sneeze	fly on a plane	hop



## Task 2

Use  $<$ ,  $>$  or  $=$  to compare these times.

40 seconds \_\_\_\_\_ 4 hours

45 minutes \_\_\_\_\_ 5 seconds

5 hours \_\_\_\_\_ 5 minutes

### Challenge by:

Writing your own sentences

comparing times with  $<$ ,  $>$  and  $=$

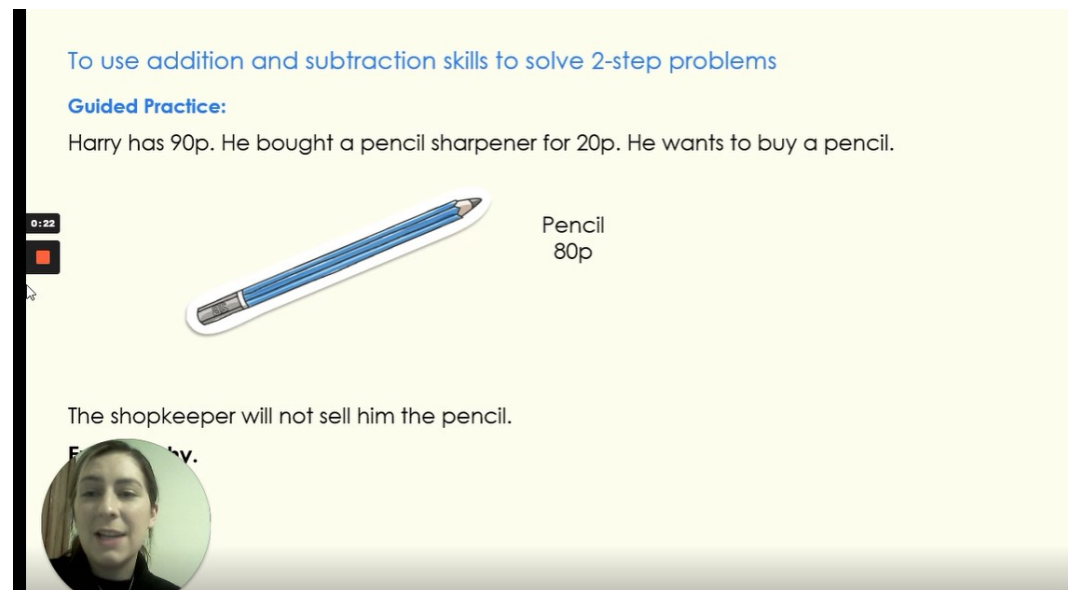
## Maths

LO: To use addition and subtraction skills to solve a 2 step problem (money)

### Year 2

Join Miss Peel for today's maths tutorial by clicking the link below. If you do not have access to this, please download the PowerPoint on the remote learning page then complete the activities over the next slide.

<https://www.loom.com/share/516f14641a1946cb8e1b8215644aac21>



The screenshot shows a video player interface. At the top, the title reads "To use addition and subtraction skills to solve 2-step problems". Below this, the text "Guided Practice:" is followed by the problem: "Harry has 90p. He bought a pencil sharpener for 20p. He wants to buy a pencil." To the right of the text is an illustration of a blue pencil. Next to the pencil, it says "Pencil 80p". Below the pencil illustration, the text reads "The shopkeeper will not sell him the pencil." In the bottom left corner of the video frame, there is a circular video feed of a woman, Miss Peel, with the text "F... ty." partially visible. On the left side of the video player, there is a vertical control bar with a play button icon and a timestamp of "0:22".

Maths LO: To use addition and subtraction skills to solve a 2 step problem (money)

## Year 2

### Task 1 (within £1)

Step 1: Subtract the cost of the item bought from the amount that you have paid with. This will give you your change.
















Step 2: Count the change given.

Does it match? Is this amount correct? If it isn't record the amount of change that should be given.

Remember- you can use Base 10 representations to help you subtract the numbers.

See next page to work on smaller amounts if you need to.

Check the change the shopkeeper has given you. Is it the correct amount or have they made a mistake?

You buy	You pay	Your change	Correct or Incorrect (✓/x)	Correct amount required
				
				
				
				
				



Maths LO: To use addition and subtraction skills to solve a 2 step problem (money)

Year 2










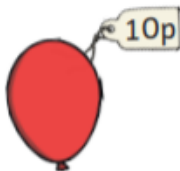





Task 1 (within 20p)

Select the sheet that you feel most comfortable with.

Step 1: Subtract the cost of the item bought from the amount that you have paid with. This will give you your change.

Step 2: Count the change given. Does it match? Is this amount correct? If it isn't record the amount of change that should be given.

Check the change the shopkeeper has given you. Is it the correct amount or have they made a mistake?

You buy	You Pay	Your change	Correct or Incorrect ✓ X	Correct amount required
				
				
				
				
				

## Maths (additional activities)



Log in to your TTRockStar account and practise your timetables! Your Username and Password were given out in the front of your home learning book.




Click here to access  
TTRS



1. Colour  $\frac{1}{2}$  of the shapes below



*A shop sells books this is how many it sold last week.*

Day of the week	How many books were sold 
Monday	12
Tuesday	15
Wednesday	25
Thursday	31
Friday	19

On which day did the shop sell the most books? \_\_\_\_\_

On which day did the shop sell the least books? \_\_\_\_\_

How many books did they sell on Monday? \_\_\_\_\_

# Daily PE challenge

Come and exercise with a challenge session delivered by  
Mr Ashworth!

Click on the tennis ball to access the video link for today's  
challenge.




## Handwriting

# Letter-join

Today, spend 20 minutes practising your pre-cursive letters. Each letter begins on the line and we go up with a 'whoooooosh'.

You can practise writing these letters in your book OR explore them on the Letter-join website

<https://www.letterjoin.co.uk/log-in.html>



Username: wk23481

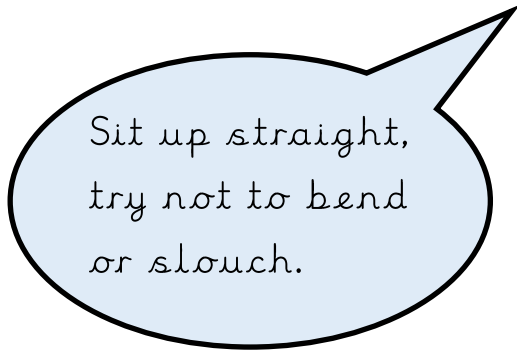
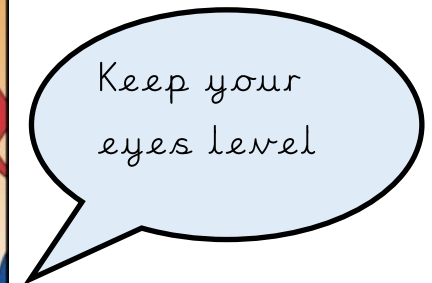
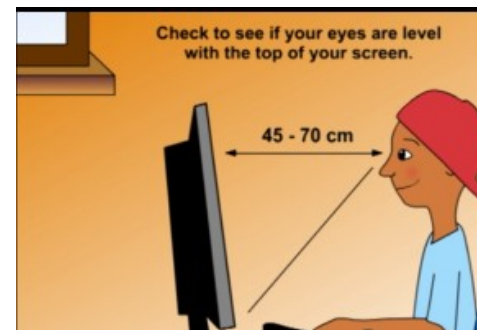

Password: home

If you are using a tablet or a phone, please draw a capital L starting from the left hand corner.

# Computing LO: To gain confidence in typing on a keyboard.

Log in to your [Purple Mash](#) account. Click on your new 2do activities and follow the instructions.

Remember that when we type, it is important that we use both hands, rather than just one. Make sure that you are sat correctly at your computer. Recap the steps below to make sure that you are sat correctly:

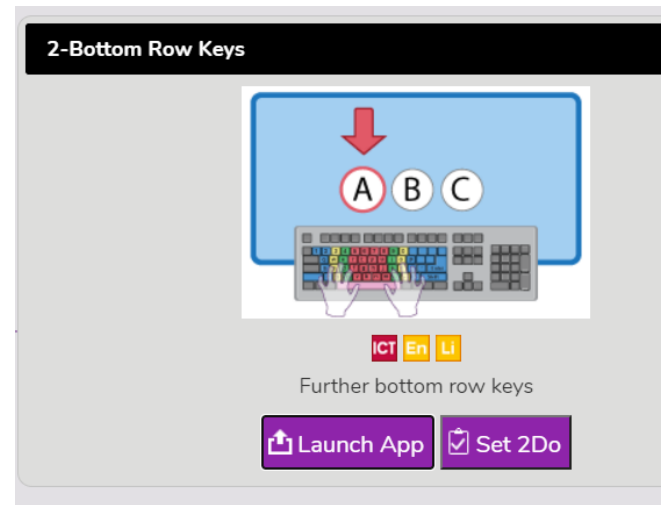


Tasks: see the next page

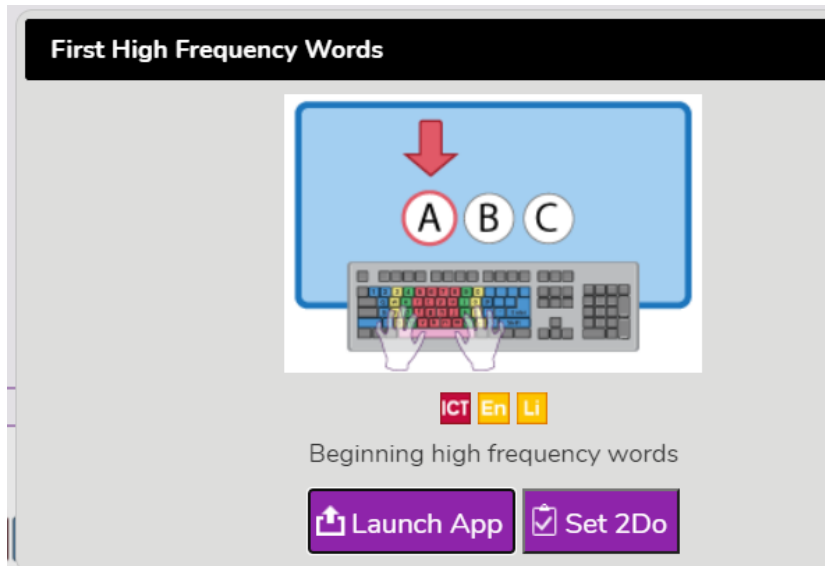
# Computing LO: To gain confidence in typing on a keyboard.

## Tasks:

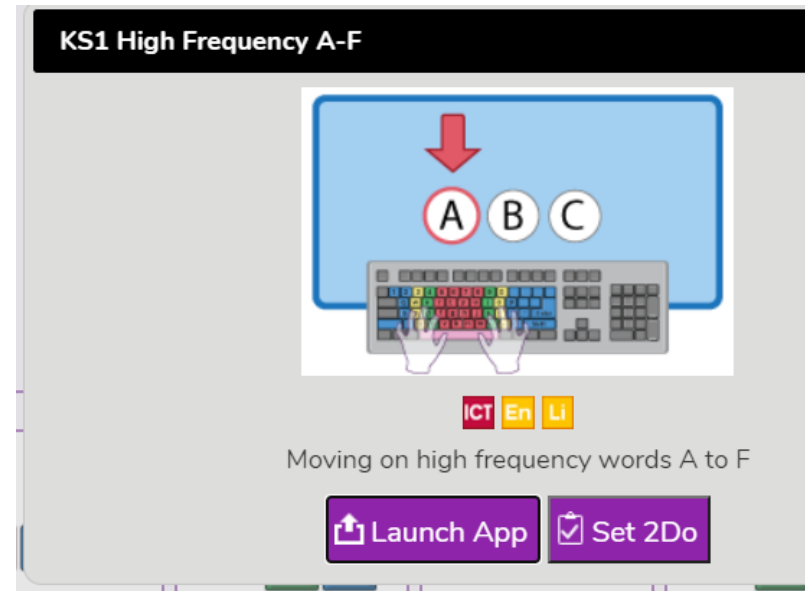
1. Bottom row keys (warm up)
2. High Frequency Word typing



Year 1



Year 2



Computing LO: To gain confidence in typing on a keyboard.

If you do not have access to a keyboard, use the paper copy below. Practise typing out the high frequency words below:



house

said

like

called

there

Reading time LO: To share my opinion on a character

Think of a character from the story of Rumpelstiltskin.

Choose four words to describe them:

\_\_\_\_\_

Why do you like/ dislike them?

I like/ dislike... because...



Draw an illustration of the character that you have chosen