

Nelson St Philip's C of E Primary School

We love to learn. We learn to love. We love and learn together



Class Pendle

Remote Learning

Tuesday 26th January 2021

Daily Lesson Timetable	Year 1 (approximately)	Reception (approximately)
Phonics	20 minutes	20 minutes
English	45 minutes	30 minutes
Maths	55 minutes	30 minutes
Computing	45 minutes	30 minutes
Reading time	30 minutes	15 minutes
Handwriting/ Spelling	10 minutes	10 minutes
PE	30 minutes	30 minutes
Worship	15 minutes	15 minutes

Mrs Variyam's Phonics

Today's sound is the digraph... nk

nk

I think I stink. NK!



Watch your lesson here

https://www.youtube.com/watch?v=PhP_KFliL34

Can you write these words in your book?

Can you read these words?

wink
link
think
bank
dunk



p . _



dr . _



t . _




s . _

Miss Nuttall's Phonics

Can you read these words?

Today's sound is the digraph ... ar

Start the car. AR!



Watch your lesson here:

<https://www.youtube.com/watch?v=KPBI0-Yy80>

Can you write these words in your book?



b _ .



p _ .



f _ .



. . _

bark

park

hard

market

Mrs Hussain's Phonics

Watch your lesson here;

<https://www.loom.com/share/f9de7d8204e24f0e9973bdf35fb44563>

Please put these words into sentences.

- Laptop
- Windmill
- Sandpit
- Treetop



Extra Phonics

Remember you can always use games to practice your phonics

- Tricky word snap
- I spy
- Sound hunt



www.phonicsplay.co.uk



www.phonicsbloom.com

English To give an opinion of poetry

We have finished our fictional story 'Supertato' We are now going to begin looking at poetry. Over the next week we will be looking at lots of different traditional nursery rhymes.

A poem or rhyme tells us a story.

Today, I would like you to listen and sing along to some nursery rhymes. Afterwards I would like you to tell me which is your favourite.

My favourite nursery rhyme is 'Hey Diddle, Diddle' because I like it when the dish runs away with the spoon.

Reception: you can tell your adult which is your favourite.

Year 1: please write down which is your favourite.

English LO: To give an opinion of poetry.

Listen to and join in with the poems by following the link below.

<https://www.youtube.com/watch?v=iyIDg6m4gA0>

If you do not have access to the internet please use the nursery rhymes from the pictures or use any of other nursery rhymes you know.



Little Miss Muffet

Little Miss Muffet sat on a tuffet
Eating her curds and whey,
Along came a spider,
Who sat down beside her
And frightened Miss Muffet away.



The Queen Of Hearts

The Queen of Hearts she made
some tarts all on a summer's day,
The Knave of Hearts he stole the
tarts and took them clean away.
The King of Hearts called for the
tarts and beat the Knave full sore.
The Knave of Hearts brought back
the tarts and vowed he'd steal
no more.



Humpty Dumpty

Humpty Dumpty sat on a wall,
Humpty Dumpty had a great fall.
All the King's horses,
And all the King's men
Couldn't put Humpty
together again!



Maths: To explore volume and capacity.

Today we are beginning to look at volume and capacity.


Volume is how much liquid is in a container.

Capacity is how much a container can hold when it is full.

I would like all of you to watch Miss Nuttall's PowerPoint.

If you do not have access to the internet, please look at the paper version.

[https://www.loom.com/
share/490a39d3e70b4d7da59dd6dc43894e57](https://www.loom.com/share/490a39d3e70b4d7da59dd6dc43894e57)




Reception Maths: To explore and describe volume

After watching my loom video, I would like you to see if you can use liquid to fill a container to a given amount.

Can you make the container...

- full?
- empty?
- half full?
- nearly empty?
- nearly full?
- half empty?

You can use the sink, washing up bowl or bath to complete this task. I would suggest using a clear container like a jug, cup, water bottle or even food container.



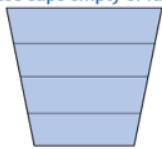
Year 1 Maths: To explore and describe volume.

After you have watched my loom lesson, I would like you to complete the sheet below. If you do not have a printer, ask an adult to draw the cups into your remote learning book for you.

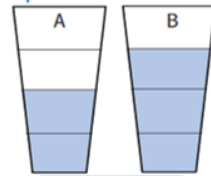
26.01.21

To explore and describe volume.

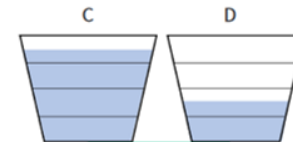
• Are these cups empty or full?



8. Complete the sentences using **more than** or **less than**.



Cup A has than cup B.



Cup C has than cup D.

• Colour the cup to show:

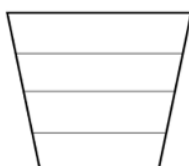
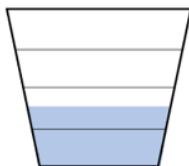


Almost full

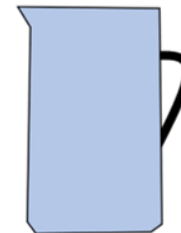


Almost empty

• Colour the cup to show it has more than the other cup.



9. Explain how you know when a container is full.



10. "The jug is empty."

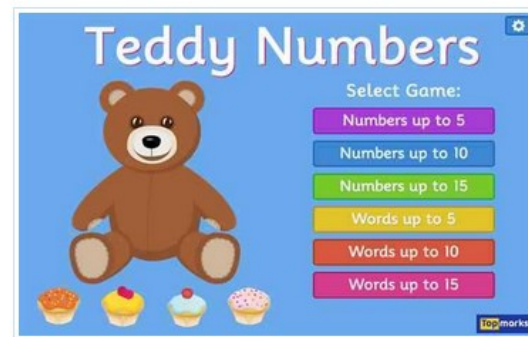
Explain why this is wrong.



Maths (Extra activities)

You can keep practicing your maths skills by;

- number songs with [Jack Hartmann on You tube](#)
- Playing maths games on [Top Marks](#)
- Playing maths games on [education.com](#)
- Making numerals out of household objects/
Lego
- Playing dominos
- Playing board games
- Playing cards



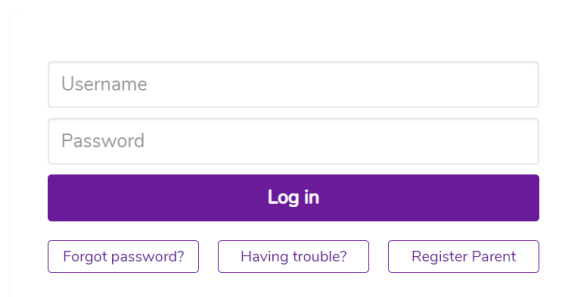
Computing: To type my name.

Today, in computing we are going to practice typing our name. Once you have logged in, please click 2Do and start on 2DO: create a story. I would like you to draw a picture of your self and then type your name.

Reception- please type your first name

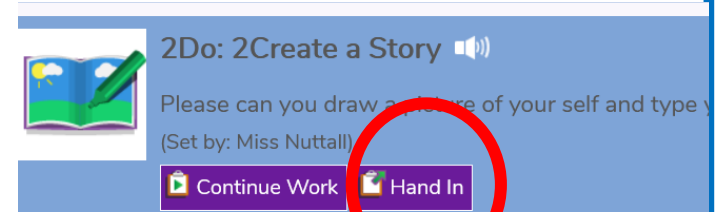
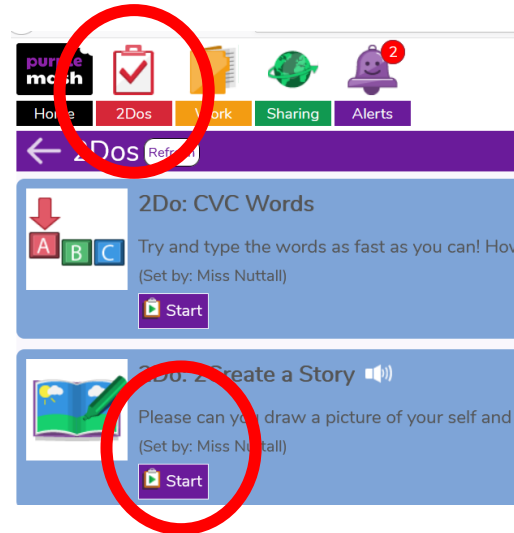
Year 1- please type your full name.

1)



Username
Password
Log in
Forgot password? Having trouble? Register Parent

2)



Once complete, please click 'hand in' so I can see your work.

Reading

This week our reading skill is vocabulary. It is important to have a large vocabulary so you can understand what you read. This week we are going to be looking at extending our vocabulary.

Can you **circle** the word that describes the pool?



Ann jumped into the cold pool.

Tick **one** word which means the same as the word you have chosen.

deep

swim

splash

chilly

Can you **circle** the word that describes Nin's arm?



The kind nurse said that Nin had a broken arm.

Tick **one** word which means the same as the word you have chosen.

lovely

leg

injured

hospital

Challenge:

How many words can you think of that mean cold...

Answers box 1) cold, 2) chilly, 3) broken, 4) injured

Spellings

It is time to practice our spellings...

Reception

1. bet
2. net
3. vet
4. set
5. get

Year 1

1. bank
2. tank
3. think
4. sunk
5. wink
6. string
7. hang
8. long



P.E

Visit our 'PE at Home' page for your P.E challenge with Mr Ashworth



<https://www.st-philips.lancs.sch.uk/page/pe-at-home/89749>

Or try clicking on the images below for an alternative.



<https://www.youtube.com/user/CosmicKidsYoga>



<https://www.youtube.com/user/thebodycoach1>



<https://primarypeplanning.com/home-pe>

Worship

Visit our 'Worship at Home' page for our daily worship



<https://www.st-philips.lancs.sch.uk/page/worship-at-home/89768>