

# Nelson St Philip's C of E Primary School

*We love to learn. We learn to love. We love and learn together*



## Class Pendle

### Remote Learning

*Monday 25th January 2021*

Daily Lesson Timetable	Year 1 (approximately)	Reception (approximately)
Phonics	20 minutes	20 minutes
English	45 minutes	30 minutes
Maths	55 minutes	30 minutes
PSHE	45 minutes	30 minutes
Reading time	30 minutes	15 minutes
Handwriting/ Spelling	10 minutes	10 minutes
PE	30 minutes	30 minutes
Worship	15 minutes	15 minutes

# Mrs Variyam's Phonics

Today's sound is the diagraph... ng



Thing on a string! NG!

Watch your lesson here

<https://www.youtube.com/watch?v=7ZF2qAEZVeQ>

Can you write these words in your book?



S . \_



k . \_



r . \_



s . . . \_

Can you read these words?

song



wing



rung



hang



rang



# Miss Nuttall's Phonics

Can you read these words?

Today's sound is the diagraph ... oo

Look at a book. OO!




look at a book

This is tricky sound, we pronounce it as 'u'. It is called the short 'oo'

Watch your lesson here:

<https://www.youtube.com/watch?v=qdT47T89cTs>

Can you write these words in your book?



cook

• • •  
look

• • •  
good

• • •  
took

• • •  
wood

• \_ •

• \_ •

h \_ •

f \_ •

# Mrs Hussain's Phonics

Watch your lesson here;

<https://www.loom.com/share/b6c0544b43724ea79b6aa2e97a0ba873>

Please copy and complete these sentences. Use the pictures to help you.



I \_\_\_\_\_ my hair.



The leave on the tree are \_\_\_\_\_.



I play in a \_\_\_\_\_.

## Extra Phonics

Remember you can always use games to practice your phonics

- Tricky word snap
- I spy
- Sound hunt



[www.phonicsplay.co.uk](http://www.phonicsplay.co.uk)

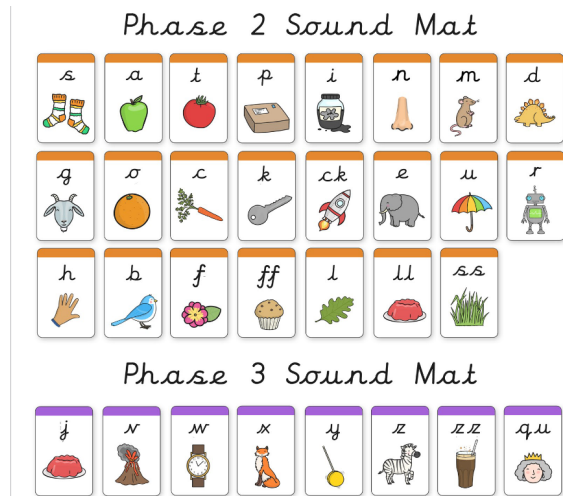


[www.phonicsbloom.com](http://www.phonicsbloom.com)



# Reception English To write use phase 2/3 graphemes.

At the end of every unit, we ask the children to do some writing, with NO adult help. I know it is difficult not to help your child but, please try as these pieces of writing help up to monitor their progress.



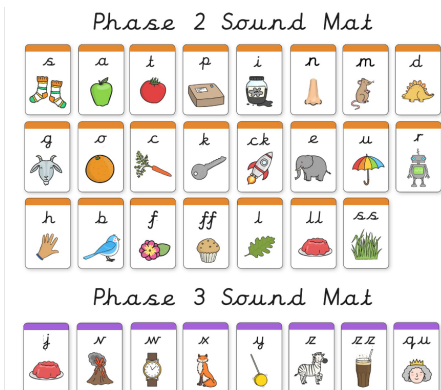
I would like you to write down what you can see in the image. "I can see a..." I would like a minimum of 5 sentences. You can use the phonics mat if you need it. Both pictures can be enlarged by clicking on them.

## Year 1 English LO: To write the solution and an ending to a story.

At the end of every unit, we ask the children to do some writing independently, with NO adult help. We normally display a phonics mat in case they need it but apart from that we do not provide help. I know it is difficult not to support your child but, please try as these pieces of writing help up to monitor their progress.

Today I would like you to write the solution and ending to your superhero story. You can use your story mountain plan to help you. You must try and do this without the help of your adult.

If you need help with phonics you can use the sound mat independently. Click on the picture to increase its size





# Reception Maths: To understand mass can be represented by a number.

Today we are continuing to look at mass. Remember mass is how much something weighs.

First, please watch Miss Nuttall's video.

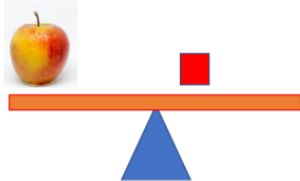
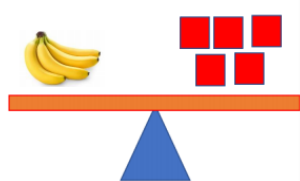
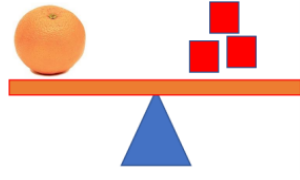
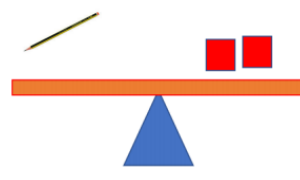
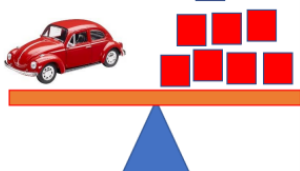

[https://www.loom.com/share/b7e8ea82456542a1843feb130cbaaf57?sharedAppSource=personal library](https://www.loom.com/share/b7e8ea82456542a1843feb130cbaaf57?sharedAppSource=personal%20library)

Next, complete this worksheet.

If you do not have a printer. Please write the answers in your booklet.

250121

LO: To understand that mass can be represented by numbers.

 <p>The mass of the apple is ____ cubes.</p>	 <p>The mass of the bananas is ____ cubes.</p>
 <p>The mass of the orange is ____ cubes.</p>	 <p>The mass of the pencil is ____ cubes.</p>
 <p>The mass of the car is ____ cubes.</p>	 <p>The mass of the gift box is ____ cubes.</p>

## Year 1 Maths: To explore and record mass.

Today we are continuing to look at mass. Remember mass is how much something weighs. Listen to the song below. You may want to listen to it more than once.

<https://www.youtube.com/watch?v=7stosHbZZZg>

Next, watch Miss Nuttall's lesson explaining mass.

<https://www.loom.com/share/e63cf100ba58450faf2c650321f38826>

Then complete the worksheet. Click the image to increase it's size.

If you do not have a printer. Please write the answers in your booklet.

250121  
10. To measure and record mass using 10g and 1g.

The mass of the apple is equal to    g.

The mass of the bananas is equal to    g.

The mass of the orange is equal to    g.

The mass of the pencil is equal to    g.

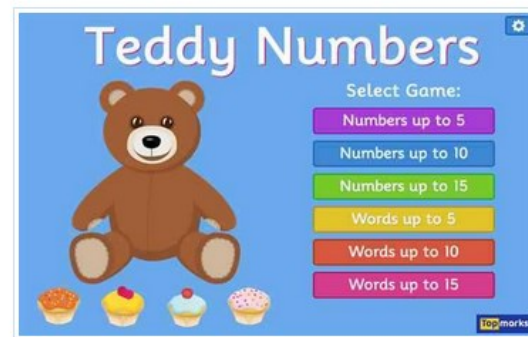
The mass of the car is equal to    g.

The mass of the gift is equal to    g.

# Maths (Extra activities)

You can keep practicing your maths skills by;

- number songs with [Jack Hartmann on You tube](#)
- Playing maths games on [Top Marks](#)
- Playing maths games on [education.com](#)
- Making numerals out of household objects/  
Lego
- Playing dominos
- Playing board games
- Playing cards



PSHE : To identify my strengths and weaknesses.

We know that everyone is different. NO two people are the same. Some people are good at football, some people are good at drawing. Unfortunately, we cannot be good at everything, but that is ok.

Today I would like you to have a think about your strengths and weaknesses. I would like you to think of ideas from home and school.

What do you think you are good at?

What do you think you could improve?

How could you get better at this?





# Reading

This week our reading skill is Vocabulary. It is important to have a large vocabulary so you can understand what you read. This week we are going to be looking at extending out vocabulary.

Can you **circle** the word that describes the birthday cake?



Mum gave Jack a big birthday cake.

Tick **one** word which means the same as the word you have chosen.

- |                          |       |                          |       |
|--------------------------|-------|--------------------------|-------|
| <input type="checkbox"/> | large | <input type="checkbox"/> | yummy |
| <input type="checkbox"/> | kind  | <input type="checkbox"/> | small |

Can you **circle** the word that describes the drinks?



Dad and Mel got two fizzy drinks.

Tick **one** word which means the same as the word you have chosen.

- |                          |       |                          |        |
|--------------------------|-------|--------------------------|--------|
| <input type="checkbox"/> | yummy | <input type="checkbox"/> | bubbly |
| <input type="checkbox"/> | money | <input type="checkbox"/> | kind   |

Challenge:  
How many words can you think of that mean big...

Answers box 1) big, 2) large 3) fizzy 4) bubbly

# Spellings

It is time to practice our spellings...

## Reception

1. mat
2. fat
3. sat
4. cat
5. bat

## Year 1

1. well
2. pull
3. wall
4. full
5. back
6. stick
7. flick
8. brick



# P.E

Visit our 'PE at Home' page for your P.E challenge with Mr Ashworth



<https://www.st-philips.lancs.sch.uk/page/pe-at-home/89749>

Or try clicking on the images below for an alternative.



<https://www.youtube.com/user/CosmicKidsYoga>



<https://www.youtube.com/user/thebodycoach1>



<https://primarypeplanning.com/home-pe>



# Worship

Visit our 'Worship at Home' page for our daily worship



<https://www.st-philips.lancs.sch.uk/page/worship-at-home/89768>