

Nelson St Philip's C of E Primary School

We love to learn. We learn to love. We love and learn together



Class Barley

Remote education

Monday 25th January 2021

Daily Lesson Timetable	Time (approximately)
Phonics	20 minutes
English	45 minutes
Fluent in 5	10 minutes
Maths	45 minutes
Daily PE challenge	10 minutes
RE	45 minutes
Reading time	20 minutes


Phonics groups

Please begin each phonics session with the speed sound video warm up below. Click to view.

Speed sounds Set 2



Speed sounds Set 3



It is important to remember that all children will secure sounds at different paces, therefore, if there is a particular sound you wish to recap and secure, then please do so. There will also be activities for consolidation of previous sounds as children have to recognise sounds and words as well as learn how to spell them using the correct graphemes. If you feel that your child is progressing well, then try the next group up for a challenge. If you feel that the lesson was too difficult, then you can always try the group below.

Thank you,

Miss Peel

Miss Peel's Group (Phase 6) Begin with the speed sound Set 3 video

Weekly focus: Contractions

Contractions can be used to join two separate words in order to create one shorter word. We do this by using an apostrophe (') to show that we have left out some letters when joining words together.

For example, you can join the words *you* and *are* together to create the word *you're*.

Using contractions like these makes your writing easier to read.

Watch the short video below to find out more.



It is

It's

You are

You're

We are

We're

Today, practise the following contractions.

Try putting them into your own sentence.

Mr Ashworth's Group

(Phase 5 Set 1 ea/ ee/ e-e)

Begin with the SPEED SOUND Set 2/3 video.

Today's we are going to look at the alternate /e/ sounds. Read the words and practise spelling them using the alternate graphemes. Put them into the correct column

(shown across).

Tricky words:

by time

ea	e-e
----	-----

complete

beans

these

Pete

steam

even

teacher

teapot

athlete

bead

Mrs Mahmood's Group (Phase 4)

Introduction

In Phase 4, children are not taught any new phonemes or graphemes. Instead, they are taught to further manipulate the phonemes and graphemes they have already learnt. Many of the words children explored in Phase 2 and 3 were monosyllabic (words of one syllable). In Phase 4 children explore more polysyllabic words (words containing more than one syllable). Many of the words in Phase 2 and 3 required children to blend approximately three sounds together in order to read them. Phase 4 requires children to blend an increasing number of sounds together in order to read.

Read the words below and then complete the activities on the next slide:


clown fright queen stream

spoon children teapot

Mrs Mahmood's Group (Phase 4)

Now have an online game of Alien Escape.

Alien Escape



Click the link

Draw the sound buttons on
these words:

best mend

smell frost

twist street

scrunch

Tricky words to recap:

have like some come

Year 1 and 2 Common Exception Words

Year 1

the	they	one
a	be	once
do	he	ask
to	me	friend
today	she	school
of	we	put
said	no	push
says	go	pull
are	so	full
were	by	house
was	my	our
is	here	
his	there	
has	where	
I	love	
you	come	
your	some	

Year 2

door	gold	plant	clothes
floor	hold	path	busy
poor	told	bath	people
because	every	hour	water
find	great	move	again
kind	break	prove	half
mind	steak	improve	money
behind	pretty	sure	Mr
child	beautiful	sugar	Mrs
children	after	eye	parents
wild	fast	could	Christmas
climb	last	should	everybody
most	past	would	even
only	father	who	
both	class	whole	
old	grass	any	
cold	pass	many	

English

LO: To write for different purposes (letter)

Good morning, today I have received a strange email. I have been asked to pass this on to you!

Miss Peel

Email received on 25.01.21 from pheeloom123@planetthrup.com

Dear Barley humans,

I am called Pheeloom and I am from Planet Thrup. I have been watching you working hard at home and I would love to see more of your writing. I wonder if you could write a letter to me and tell me more about yourself? I would love to read them and find out more about your species on Earth! Miss Peel has said that she will email them back to me.

Love from,

Pheeloom

P.S I have attached a selfie for you!



English

LO: To write for different purposes (letter)

Task: Write a reply to Pheeloom

Letter template

Remember to include:

- Your address (you can put Class Barley, St Philip's School here),
- Recipients address (Planet Thrup),
- The date,
- Who the letter is to,
- Writing in first person (I am, I enjoy),
- Who the letter is from

Your address:	
Recipient's address:	Date:
Dear	
Yours	



THIRD SPACE
LEARNING

Year 1
Week 16 – Day 1

A. $8 + 12 = ?$



B. $20 - ? = 10$



C. $31 - 6 = ?$

Use...



Number shapes

...to help you




THIRD SPACE
LEARNING

Year 1

Week 16 – Day 1 (answers)

$$A. 8 + 12 = 20$$



+



$$B. 20 - 10 = 10$$



$$C. 31 - 6 = 25$$

Use...



Number shapes

...to help you

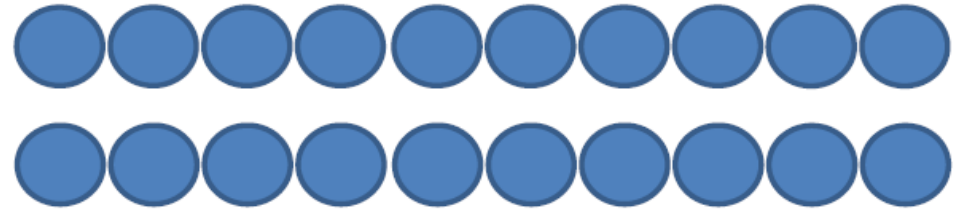


THIRD SPACE
LEARNING

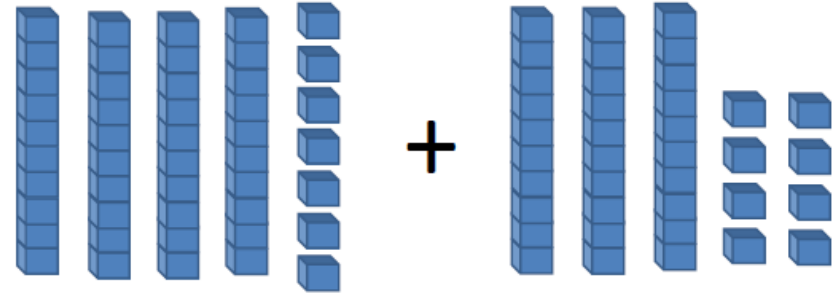
Year 2

Week 16 – Day 1

A. $\frac{1}{2}$ of 20 =



B. $47 + 38 =$



C. $8 \times 5 =$

You choose...

...what to use...

...to help you

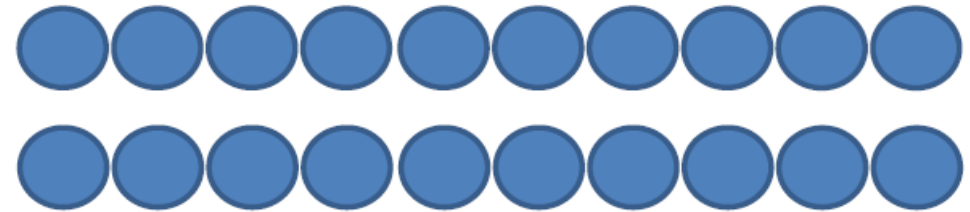


THIRD SPACE
LEARNING

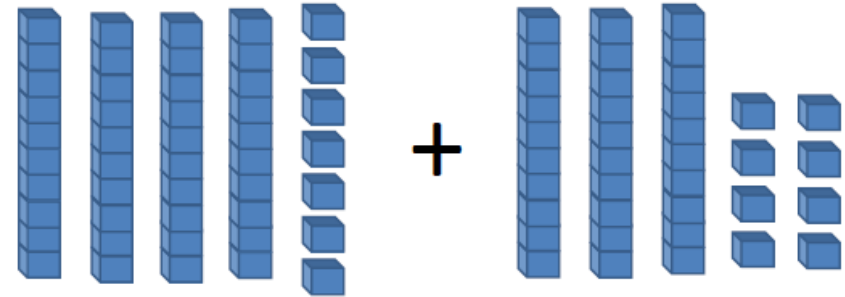
Year 2

Week 16 – Day 1 (Answers)

$$A. \frac{1}{2} \text{ of } 20 = 10$$



$$B. 47 + 38 = 85$$



$$C. 8 \times 5 = 40$$

You choose...

...what to use...

...to help you

Maths LO: To identify and order the months of the year

Year 1

Join Miss Peel for today's maths lesson by clicking link below. If you do not have access, please download the PowerPoint on the remote learning page and complete the activities. There is a template for activity 2 on the next slide.

<https://www.loom.com/share/d0657093a3814a15ab9bfd83714b4e51>

If you are using the video link- please can you confirm in your email that you can access this. Thanks.

Ready-to-go Lesson Slides
Year 1

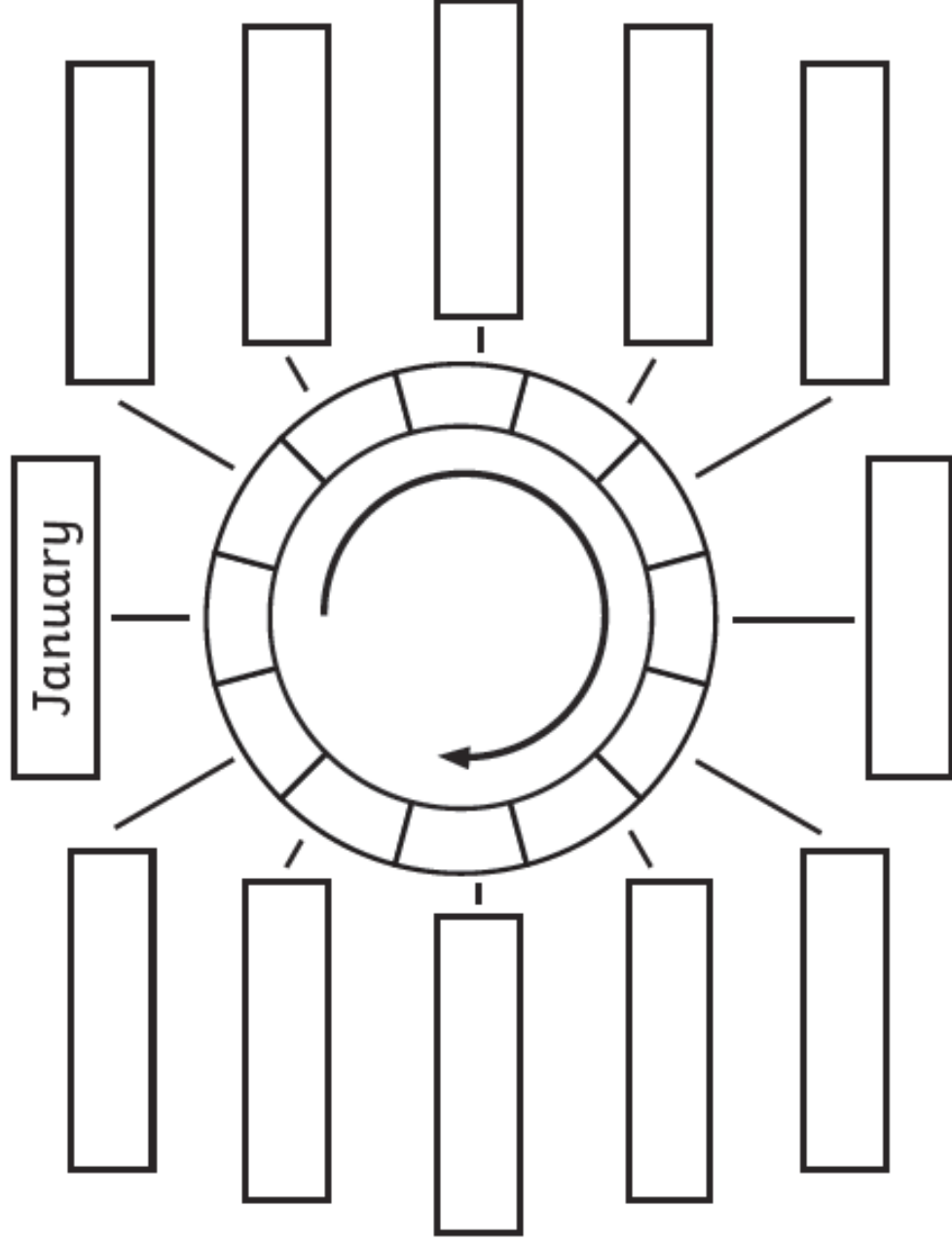
Time
Lesson 2

Maths LO: To identify and order the months of the year

Year 1

Months of the Year Cycle

Cut out the months of the year and put them in the correct order in the boxes below. The first month has been filled in.



twinkl.co.uk



September	May	July
March	December	October
June	August	February
November	April	

Maths LO: To use different methods to add money (lesson 7)

Year 2 Join Miss Peel for today's maths lesson by clicking link below. If you do not have access, please download the PowerPoint on the remote learning page and complete the activities. There are templates for the activities on the next slide.

If you are using the video link- please can you confirm in your email that you can access this.

<https://www.loom.com/share/e6009c8647ca42d88764cdfd208c7ca6>

Thanks.

Ready-to-go Lesson Slides

Year 2

Measurement - Money



Lesson 7

To use different methods to add money


Maths LO: To use different methods to add money (lesson 7)

Year 2 Task 1

1. Complete the bar models.



Circle the correct total.



£10

£11



£2 and 66p

£2 and 5 ten pence coins




Maths LO: To use different methods to add money (lesson 7)

Year 2 Task 2

2. The Red Mathstronaut is buying food for a party. How much does he spend?

a.



b. The Yellow Mathstronaut is buying balloons for the party. He says,

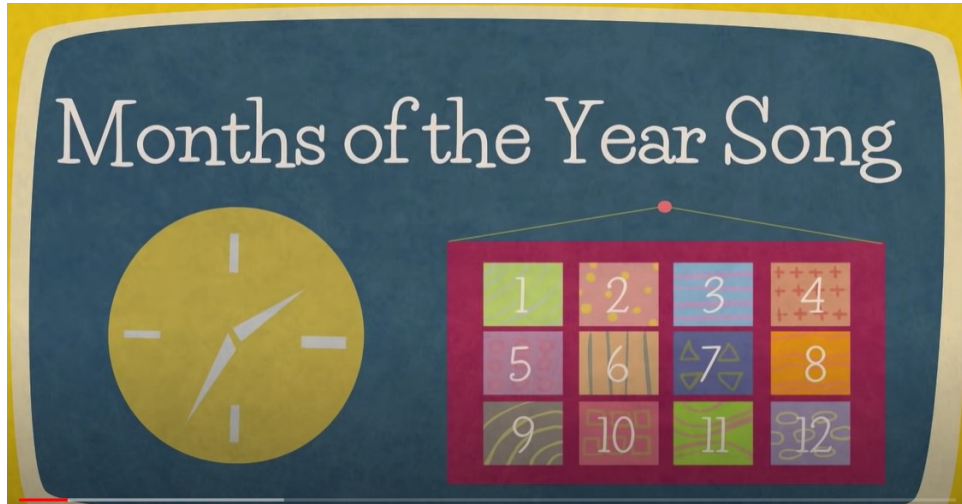
Red	Green	Yellow
7 pounds		38p

Is he correct? Explain how you know.

If I buy red, green and yellow balloons, I will spend £7 and 88p in total.



Maths (additional activities)



Find half of the numbers below:

12

8

14

10

18

Practise chanting the months of the year by watching the video.

Can you write down your number bonds to ten in systematic order?

$$0 + _ = 10$$

$$1 + _ = 10$$

Daily PE challenge

Come and exercise with a challenge session delivered by
Mr Ashworth!

Click on the tennis ball to access the video link for today's
challenge.



Religious Education: Unit 2.3 Jesus, friend to everyone

What is a miracle?

Today's story is called 'The Ten Lepers' (Luke 17:11-19) Read the story on the slides that follow:



One day, Jesus was walking through a village when he came across a group of ten men affected by leprosy. They stood far away from him. Leprosy was very common at this time. People who had the disease were seen as unclean and would have had to stay away from people.

Religious Education: Unit 2.3 Jesus, friend to everyone



The ten men with leprosy called out to Jesus to help them saying, "Jesus, Master, have pity on us."

They obviously would have known who Jesus was and of the power he had to heal. When Jesus heard them call to him, he stopped and called to them.

Religious Education: Unit 2.3 Jesus, friend to everyone



He told them to go and show themselves to the priest. As they went to see the priest, they noticed that the sores on their skin had disappeared.

Jesus had healed them!

They were so ecstatic that they ran up and down the street celebrating.

Religious Education: Unit 2.3 Jesus, friend to everyone



Suddenly, one of the men stopped and went back.
He threw himself at Jesus' feet and said, "Thank you!"
Jesus said to him, "Weren't there ten who were healed? Where are the other nine?"
Only one out of ten remembered to say, "Thank you."

Religious Education: Unit 2.3 Jesus, friend to everyone

Task: Has there ever been a time where you may have felt rejected and hurt and then your 'wounds' have been healed? Answer the reflection questions below and draw a freeze frame picture of part of the story. On the next slide, there is also a fun word search activity for you to complete if you have time.

Why is saying thank you so important?

Do you always remember to say thank you?

Why did the other lepers forget?

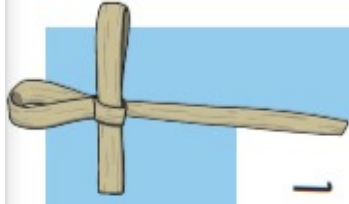
"Saying thank you is very important because..."

"I think that the other lepers forgot because..."

Religious Education: Unit 2.3 Jesus, friend to everyone



Jesus Heals Ten Men with Leprosy



d f e r s L u d e r o s y l b e t t k k j t h a n k s q
t q t g J e p b e t t k k j t h a n k s q
e t g J e p b e t t k k j t h a n k s q
n i l e p b e t t k k j t h a n k s q
x l e p b e t t k k j t h a n k s q
q w d u s h g a d k t h a n k s q
h t s h g a d k t h a n k s q
h e v f a l b
l s
f b
l s
d v
e l
l m
a b
i l
s q



feet
med
leprosy
Jesus

God
Luke
one
sick

ten
thanks
heal
faith

Reading time

Today, I'd like you to read a book in the most unusual place that you can find in your house. It may be under a table, in the bath, in your garden or in a special den that you have built! Remember to send in your pictures!

