

Nelson St Philip's C of E Primary School

We love to learn. We learn to love. We love and learn together



Class Barley

Remote learning

Friday 22nd January 2020


Daily Lesson Timetable	Time (approximately)
Worship and Superstar assembly	15 minutes
Phonics	20 minutes
English	45 minutes
Fluent in 5	10 minutes
Maths	45 minutes
Daily PE challenge	5-10 minutes
Handwriting and Computing	45 minutes
Reading time	20 minutes

Worship

Today, it's time for personal prayer. Read the quote from the Bible and reflect whilst you decorate the heart.

Love the Lord your God with all your heart and with all your soul and with all your mind and with all your strength.

Mark 12:30



Click on the superstar image to visit our weekly superstar assembly



Fun phonics Friday!

Let's play a game of splat. Watch the video for instructions. You will also need grapheme cards. I have attached some on the next page. Alternatively, you can copy the sounds out onto bits of paper or post its. The adult will read a word, and you have to splat the sounds to write it!

Tip- make sure the adult has a list of words written down, this makes it much speedier.

<https://www.loom.com/share/0878f61658d14feda6963f03d3d30722>



Click on the image or copy
the link into your browser

Fun phonics Friday!

Grapheme cards- select which ones you wish to use

a b c d g h

i k l m n o

p r s f t -ing

Fun phonics Friday!

Grapheme cards- select which ones you wish to use

sh th ch qu nk

ay ee igh ow

ar or air ir ou oy

Year 1 and 2 Common Exception Words

Year 1

the	they	one
a	be	once
do	he	ask
to	me	friend
today	she	school
of	we	put
said	no	push
says	go	pull
are	so	full
were	by	house
was	my	our
is	here	
his	there	
has	where	
I	love	
you	come	
your	some	

Year 2

door	gold	plant	clothes
floor	hold	path	busy
poor	told	bath	people
because	every	hour	water
find	great	move	again
kind	break	prove	half
mind	steak	improve	money
behind	pretty	sure	Mr
child	beautiful	sugar	Mrs
children	after	eye	parents
wild	fast	could	Christmas
climb	last	should	everybody
most	past	would	even
only	father	who	
both	class	whole	
old	grass	any	
cold	pass	many	

English LO: To give my opinion on a book and explain my reasons

My Book Review

Title of book:



Is it fiction or non-fiction?

What is the book about?

What did you like/dislike about the book?


Would you recommend this book? Explain your answer using 'because'

Today, you will complete a book review on 'Man on the Moon'. Try to include as much detail as possible as I will display some of these in class and in the school library.

Please make sure that you copy accurately and underline each subheading, just like we do in class.



A. $3 + ? = 10$



B. $17 - 7 = ?$



C. $16 + 27 = ?$

Use...



A number line

...to help you




THIRD SPACE
LEARNING

Year 1

Week 15 – Day 5 (answers)

$$A. 3 + 7 = 10$$



$$B. 17 - 7 = 10$$



$$C. 16 + 27 = 43$$

Use...



A number line

...to help you

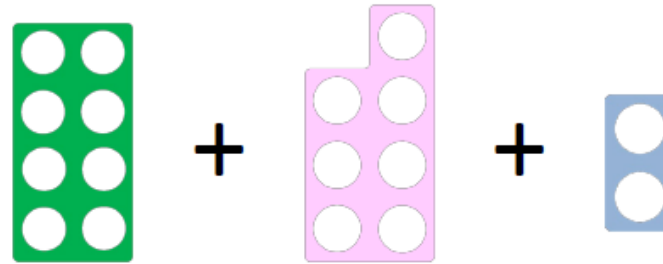


THIRD SPACE
LEARNING

Year 2

Week 15 – Day 5

$$A. 8 + 7 + 2 =$$



$$B. \frac{2}{4} \text{ of } 24 =$$

Use...



Counters

...to help you

$$C. 77 - 36 =$$

Use...



A number line

...to help you

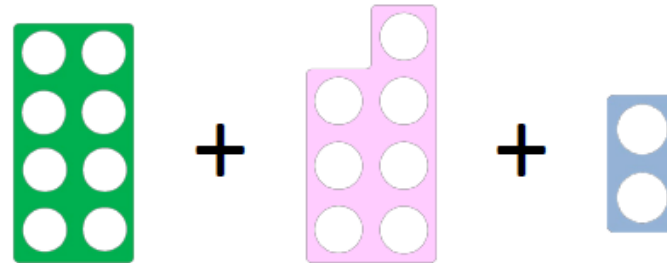


THIRD SPACE
LEARNING

Year 2

Week 15 – Day 5 (Answers)

$$A. 8 + 7 + 2 = 17$$



$$B. \frac{2}{4} \text{ of } 24 = 12$$

Use...



Counters

...to help you

$$C. 77 - 36 = 41$$

Use...



A number line

...to help you

Maths LO: To understand time language (yesterday, today and tomorrow)

Year 1: Time-Introductory lesson 1

Please download the PowerPoint for today's lesson on the remote learning page. Talk through the slides and discuss together. There are key questions on here for you to ask along with copies are the activities. Please complete both tasks.



Ready-to-go Lesson Slides
Year 1

Time

Maths Year 1 Tasks

Task 1

Activity 1:

Fill in the gaps for the days of the week:

Monday, _____, Wednesday, Thursday, _____, Saturday, _____

Finish these sentences:

- 1) If today is Wednesday, tomorrow is _____
- 2) If today is Sunday, yesterday was _____
- 3) If today is Tuesday, tomorrow is _____ and yesterday was _____

Task 2




Days Of The Week

Yesterday and Tomorrow

Yesterday	Today	Tomorrow
	Wednesday	
	Friday	
	Sunday	
	Saturday	
	Tuesday	
	Thursday	
	Monday	

Friday	Monday
Wednesday	Thursday
Saturday	Sunday
Tuesday	



Maths LO: To compare different values

Year 2 Read through the PowerPoint and complete the tasks. These are on the PowerPoint slides.

Download the PowerPoint from the remote learning page

Ready-to-go Lesson Slides
Year 2
Measurement - Money

Lesson 6
To compare two different values in either pounds or pence

Task 1

1. a. The White Mathstronaut thinks he has more money than the Yellow Mathstronaut. Is he correct? Explain your answer.








- b. The Blue Mathstronaut thinks he has more money than the Red Mathstronaut. Is he correct? Explain your answer.











Maths LO: To compare different values

Year 2 Task 2

2. a. Use $<$, $>$ or $=$ to compare the amounts.

	<input type="text"/>	
	<input type="text"/>	
	<input type="text"/>	
	<input type="text"/>	

2. b. Which comparison statements are incorrect? Explain the mistakes.

	<input data-bbox="1444 957 1556 1061" type="text" value="="/>	
	<input data-bbox="1444 1093 1556 1197" type="text" value="="/>	
	<input data-bbox="1444 1228 1556 1340" type="text" value="<"/>	
	<input data-bbox="1444 1372 1556 1468" type="text" value=">"/>	

Maths (additional activities)

Activity mat (Year 1)

Section 1

Put the numbers in order, starting with the lowest.

11 6 5 8

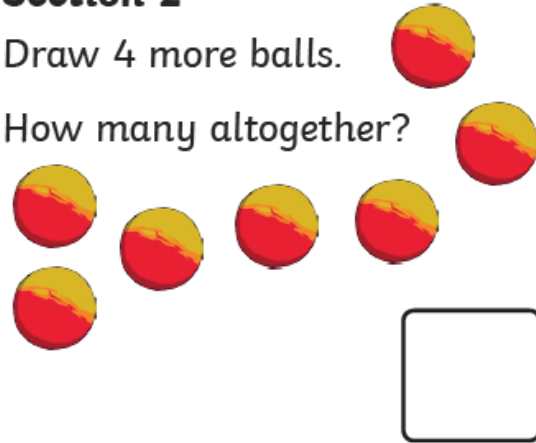
<input type="text"/>	<input type="text"/>	<input type="text"/>	<input type="text"/>
----------------------	----------------------	----------------------	----------------------



Section 2

Draw 4 more balls.

How many altogether?



Section 3

$$8 + 2 = \square$$

$$7 - 5 = \square$$

$$5 + 6 = \square$$

Section 4


Nina eats 6 sweets. How many sweets are left?



Section 5

Group the cookies in twos.

How many groups are there?



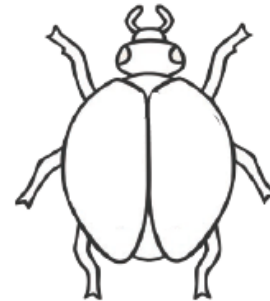
Section 6

Tick the coins which add to 11p.



Section 7

Draw 8 spots onto the ladybird. An equal number on each side.



Section 8

Fill in the missing number.

12, 14, , 18, 20




Maths (additional activities)

Activity mat (Year 2)

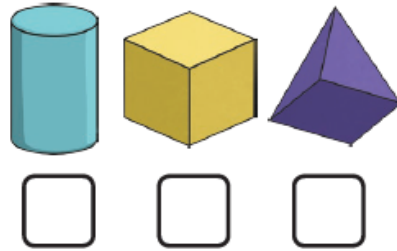
Section 1

Make the lowest number you can with the cards. You can only use each digit once.



Section 2

Which 3D shape has six faces? Tick the correct shape.



Section 3

$25 - 12 = \square$

$24 - 13 = \square$

$18 - 11 = \square$

Section 4

14 people are watching a film. 5 people leave before the end. How many people watch the film until the end?



Section 5

Write two different ways of making 6p using 1p, 2p and 5p coins.

Section 6

What are the next three numbers?

12, 14, 16, , ,



Section 7

If $16 = 10 + 6$, then $21 =$

Section 8

Measure the line.



cm

Daily PE challenge

Come and exercise with a challenge session delivered by
Mr Ashworth!

Click on the tennis ball to access the video link for today's
challenge.




Handwriting

Letter-join

Today, spend 20 minutes practising your pre-cursive letters. Each letter begins on the line and we go up with a 'whoooooosh'.

You can practise writing these letters in your book OR explore them on the Letter-join website



<https://www.letterjoin.co.uk/log-in.html>

Username: wk23481

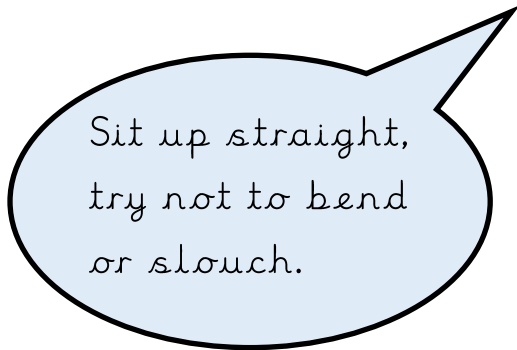
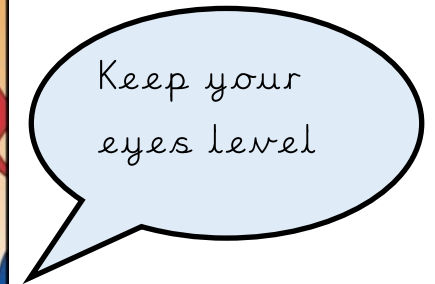
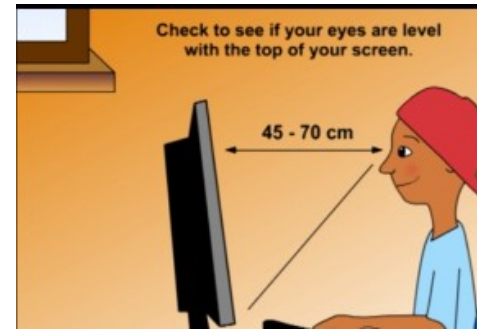
Password: home

If you are using a tablet or a phone, please draw a capital L starting from the left hand corner.

Computing LO: To gain confidence in typing on a keyboard.

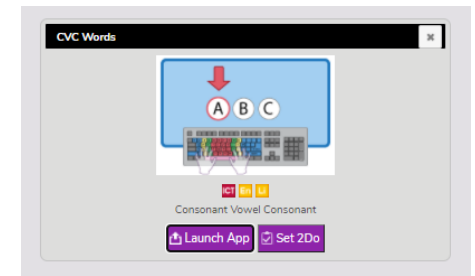
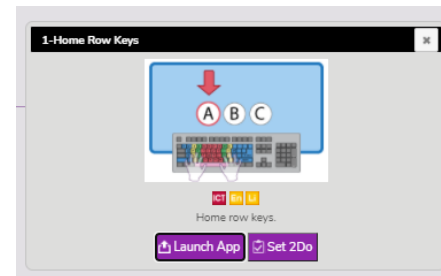
Log in to your [Purple Mash](#) account. Click on your 2do activities and follow the instructions.

When we type, it is important that we use both hands, rather than just one. Make sure that you are sat correctly at your computer. Take a look at the steps below before you complete your task:



Tasks:

1. Home row keys
2. CVC word typing



Computing LO: To gain confidence in typing on a keyboard.

If you do not have access to a keyboard, use the paper copy below. Practise typing out different words:



shine

boat

winter

map

ships

Reading time: Using inference and understanding

Activity 1

Draw a Picture

Read these sentences and draw what is being described.



The gingerbread man has just come out of the oven.

He has two white button eyes and a small smile.

He has a little red bow tie.

He has a line of four buttons down his tummy: the first one is blue, the second one is pink, the third one is yellow and the last one is green.

Reading time: Using inference and understanding

Activity 2: Reading a picture

Look at this picture, then discuss the questions with an adult. Look on the next slide to see what I thought.



What is the girl doing?

What season do you think it is? Why?

How do you think that the girl is feeling? Why?

What noises do you think the girl could be making? Why?

Reading time: Using inference and understanding

Possible answers



What is the girl doing?

I think that the girl is sledging down a snowy hill.

What season do you think it is? Why?

I think it must be winter because the ground is covered in snow and the girl is wearing a warm coat and gloves.

How do you think that the girl is feeling? Why?

The girl is smiling so I think that she is feeling happy and excited because she is enjoying sledging down the hill.

What noises do you think the girl could be making? Why?

I think that the girl might be screaming or laughing because her mouth is open and she is going down the hill quickly.