

Nelson St Philip's C of E Primary School

We love to learn. We learn to love. We love and learn together



Class Barley

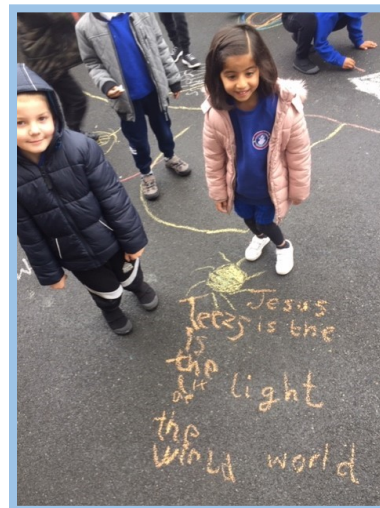
Remote education

Thursday 21st January 2021

Daily Lesson Timetable	Time (approximately)
Worship	15 minutes
Phonics	20 minutes
English	45 minutes
Fluent in 5	10 minutes
Maths	45 minutes
Daily PE challenge	10 minutes
Art/ DT	45 minutes
Reading time	20 minutes

Worship

Click on the dove (a symbol of peace) to take you to today's worship. I'd love to hear your thoughts and reflections so please email any evidence that you have. It could be a written prayer, an object or a picture that you have made, or a photograph of your worship.




Phonics groups

Please begin each phonics session with the speed sound video warm up below. Click to view.

Speed sounds Set 2



Speed sounds Set 3



It is important to remember that all children will secure sounds at different paces, therefore, if there is a particular sound you wish to recap and secure, then please do so. There will also be activities for consolidation of previous sounds as children have to recognise sounds and words as well as learn how to spell them using the correct graphemes. If you feel that your child is progressing well, then try the next group up for a challenge. If you feel that the lesson was too difficult, then you can always try the group below.

Thank you,

Miss Peel

Miss Peel's Group (Phase 6) Begin with the speed sound Set 3 video

Focus: homophones.


Compare the next set of homophones below. What are their meanings? Draw a picture to represent each word then put them into your own sentences.



hare



hair



maid



made

grate



great

Mr Ashworth's Group

(Phase 5 Set 1)

Begin with the SPEED SOUND Set 2/3 video.

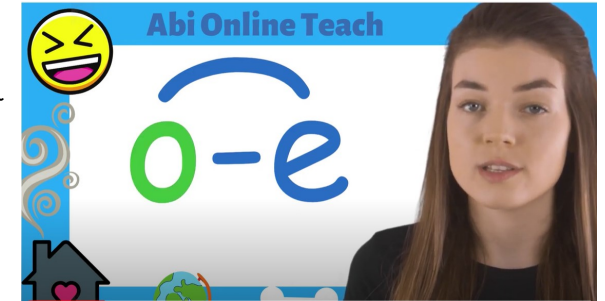
Today's sounds are *o-e* and *ow*. These graphemes both make the same sound. Read the words together and highlight the different *o-e/ow* graphemes.

Can you put these words into a sentence?

Revisit tricky words:

don't old I'm

Video link to
recap if needed



Practise reading

blow snow low

show know slow

home hope spoke

note broke phone

Mrs Mahmood's Group (Phase 4- day 1)

Introduction

In Phase 4, children are not taught any new phonemes or graphemes. Instead, they are taught to further manipulate the phonemes and graphemes they have already learnt. Many of the words children explored in Phase 2 and 3 were monosyllabic (words of one syllable). In Phase 4 children explore more polysyllabic words (words containing more than one syllable). Many of the words in Phase 2 and 3 required children to blend approximately three sounds together in order to read them. Phase 4 requires children to blend an increasing number of sounds together in order to read.

Read the words on the next slide. Practise using your Fred Fingers to blend and sound out each word. Have your home learning book and pencil ready to write down some of the blends.

Tricky words to recap:

said so have

like

Mrs Mahmood's Group (Phase 4- day 1)

1
best

mend

stop

smell

frost

twist

2
strap

street

sprint

scrunch

Year 1 and 2 Common Exception Words

Year 1

the	they	one
a	be	once
do	he	ask
to	me	friend
today	she	school
of	we	put
said	no	push
says	go	pull
are	so	full
were	by	house
was	my	our
is	here	
his	there	
has	where	
I	love	
you	come	
your	some	


Year 2

door	gold	plant	clothes
floor	hold	path	busy
poor	told	bath	people
because	every	hour	water
find	great	move	again
kind	break	prove	half
mind	steak	improve	money
behind	pretty	sure	Mr
child	beautiful	sugar	Mrs
children	after	eye	parents
wild	fast	could	Christmas
climb	last	should	everybody
most	past	would	even
only	father	who	
both	class	whole	
old	grass	any	
cold	pass	many	

English

LO: To discuss my favourite part of a story

Listen to the full story of Man on the Moon. Click on the image to access.



Today, you are going to discuss and write about your favourite part of the story. Use the sentence scaffolds to support your writing before drawing an illustration to match.

My favourite part of the story was...

I liked this part because...



THIRD SPACE
LEARNING

Year 1
Week 15 – Day 4

A. $18 + 15 = ?$

Use...



Base 10

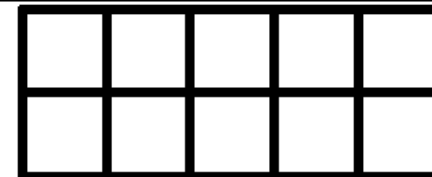
...to help you

B. Double 9 = ?



C. $20 - 7 = ?$

Use...



Tens Frames

...to help you

Year 1
Week 15 – Day 4 (answers)

A. $18 + 15 = 33$

Use...



Base 10

...to help you

B. Double 9 = 18



C. $20 - 7 = 13$

Use...



Tens Frames

...to help you



THIRD SPACE
LEARNING

Year 2

Week 15 – Day 4

A. $45 - 12 =$


Use...




A number line

...to help you

B. $9 \times 5 =$



C. $\frac{2}{4}$ of 20 =





THIRD SPACE
LEARNING

Year 2

Week 15 – Day 4 (Answers)

$$A. 45 - 12 = 33$$


Use...




A number line

...to help you

$$B. 9 \times 5 = 45$$



$$C. \frac{2}{4} \text{ of } 20 = 10$$



Maths LO: To add small amounts of money

Year 1 Money consolidation

Are these statements true or false? Explain your answer.

• All coins are silver.

• 20p is worth the same as two 5p coins.

• A 50p coin has the highest value of all the silver coins.

Now, add the totals in the money jars:



Maths LO: To add small amounts of money

Make the amounts in the jars below in two different ways.



11p



16p



20p



11p



16p



20p

Maths LO: To add small amounts of money

Year 1

Reasoning and problem solving activities (task 2)

Parent answer notes

Ron thinks he has £13



Is he correct?
Explain your answer.



No, because three
£2 coins make £6

£10 and £6 is
equal to £16

He has mistaken
his £2 coins for £1
coins.

Maths LO: To select coins and notes from an amount (lesson 5)

Year 2 Please download the PowerPoint for today's lesson on the remote learning page and complete the activities on each slide. The independent learning tasks are on the next slides.

Ready-to-go Lesson Slides

Year 2

Measurement - Money

Lesson 5

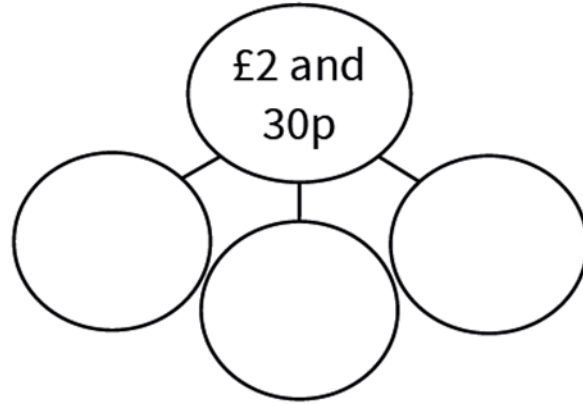
To find different ways to make the same amount

Maths LO: To select coins and notes from an amount (lesson 4)

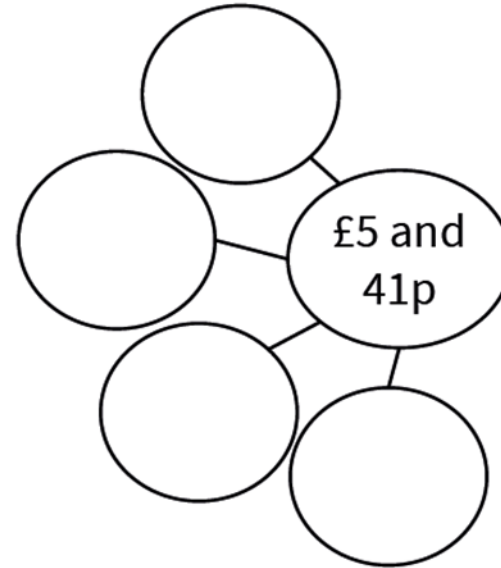
Year 2 Task 1

1. Complete the part-whole models.

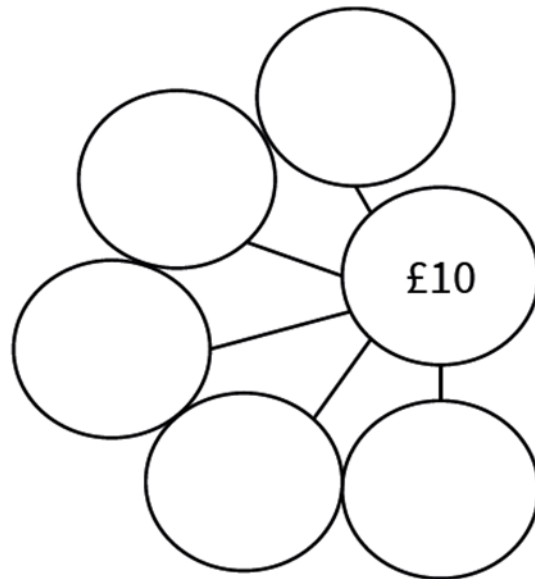
a.



b.



c.



Maths LO: To select coins and notes from an amount (lesson 4)

Year 2 Task 2

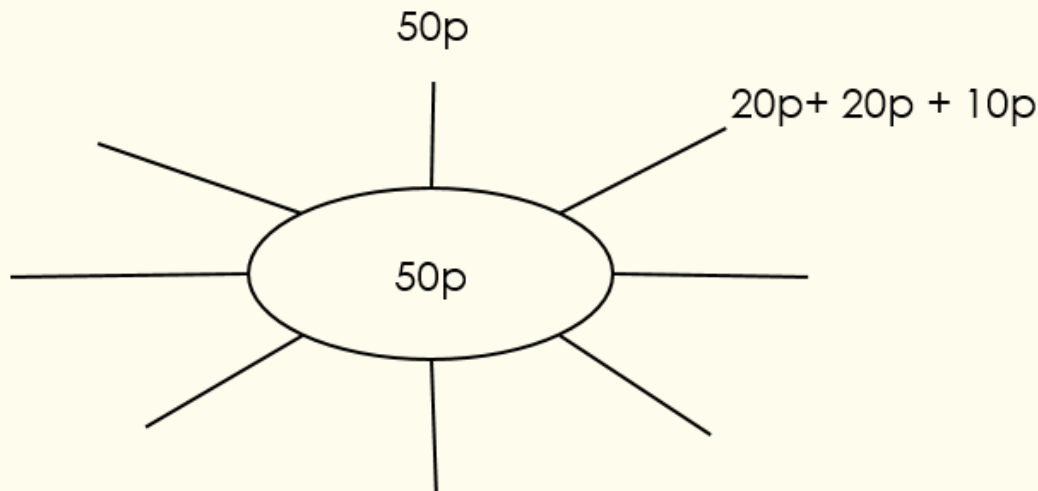
3. How many ways can you make 12p only using copper coins?



Did you use a strategy?

Let's Reflect:

Can you complete the spider diagram by finding 6 more ways to make 50p in coins?



Maths (additional activities)



How much money?



Zoom into space whilst you practise counting in 5's

Circle all the odd numbers (These are numbers that can not be shared equally between 2).

2 13 7 8 10 5

Daily PE challenge

Come and exercise with a challenge session delivered by
Mr Ashworth!


Click on the tennis ball to access the video link for today's
challenge.



Art LO: To express emotion through art

Today's activity links to our PSHE session yesterday where we discussed all our different emotions. Take a look at the emotion wheels below. You can see that each emotion displays a different art form. If you are feeling angry, hot colours may be used with jagged lines. If you are feeling calm and joyful, you may wish to use your favourite colours and design patterns. This wheel is unique to you and in art, it is important to remember that there are no right or wrong ways to express yourself visually.

There is a template to use on the next slide:



Art LO: To express emotion through art

Template:



Superheroes

Step 1 Starting Reading Skills



Q1: What is the superhero called?

Tick **one**.



- Snap
- Bang
- Flash
- Crash

Q3: What might Flash do if she saw someone in trouble?

Answer with a full sentence.





Flash is good and strong. She likes to help. She can send a flash of light or a crash of thunder from her hands!

Q2: Which two words in the text describe Flash?

Tick **two**.



- light
- strong
- bad
- good

Q4: What can Flash send from her hands?

Answer with a full sentence.



Reading time Phase 4

The Twins

9 Stan and Fran are twins in my class. Fran
19 likes to float in the pool but Stan likes to
24 jump in with a splash.
34 Stan is a good cook but Fran is good at
44 sport. She is the best at the high jump in
46 my class.
55 They like to swing in the treetops at the
56 park.



Read Together Quick Questions



1. What is Fran good at? Tick one.

- splash
 sport
 swing



2. Stan and Fran are twins but they are different.
How are they different?



3. Which word describes how Stan likes
to get into the pool? Tick one.

- float
 slip
 jump



4. Use 20 words or fewer to sum up the twins.

Reading time Phase 5/6



The Planet Zog

5 What Does It Look Like?

14 The planet Zog is a gigantic, brown planet that
22 floats 400 million light years away from Earth.

30 The planet's surface is made of chocolate and
33 lumpy cream cheese.

36 Who Lives There?

45 The creatures that live on Zog are called zargles.

54 They are strange, furry aliens with nine eyes, a
63 lion's mane and a horse's tail. They also have
73 a horn, just like a unicorn, right in the middle
80 of their fluffy faces. What odd-looking monsters
82 they are!

90 Would you like to visit the planet Zog?

Quick Questions



1. What two things is Zog made of?



2. Which adjective has the author used to show that zargles are peculiar to look at?

3. How long do you think it would take to get to planet Zog?



4. Would you like to visit planet Zog? Why or why not?

