

Nelson St Philip's C of E Primary School

We love to learn. We learn to love. We love and learn together



Class Pendle

Remote Learning

Wednesday 20th January 2021

Daily Lesson Timetable	Year 1 (approximately)	Reception (approximately)
Phonics	20 minutes	20 minutes
English	45 minutes	30 minutes
Maths	55 minutes	30 minutes
Science	45 minutes	30 minutes
Reading time	30 minutes	15 minutes
Handwriting/ Spelling	10 minutes	10 minutes
PE	30 minutes	30 minutes
Worship	15 minutes	15 minutes

Mrs Variyam's Phonics

Today's sound is the diagraph...th



Remember start on the line, then down the tower, across the tower. Then down the horse's head to the hooves and over his back

Watch your lesson here

<https://www.youtube.com/watch?v=dxbKHpzIFUg>

Can you write these words in your book?



Can you read these words?

that



this



thin



with



thick



Miss Nuttall's Phonics

Can you read these words?

Today's sound is the trigraph... igh

igh

Fly high. IGH!



fly high

Watch your lesson here

<https://www.youtube.com/watch?v=Nwk-itvbEH0>

sigh

high

fight

might

tight

Can you write these words in your book?




n _ .



kn _ .



l _ .



r _ .



Mrs Hussain's Phonics

Watch your lesson here;

<https://www.loom.com/share/385038862f19469491f1bb91c1deb53c>

Create your own sentences using the words below;

- stop
- spin
- sport
- trip
- trap



Extra Phonics

Remember you can always use games to practice your phonics

- Tricky word snap
- I spy
- Sound hunt



www.phonicsplay.co.uk



www.phonicsbloom.com

Year 1 English LO: To use the suffix 'ed'

Before we write our own stories we need to work on our grammar skills a little bit more.

Please watch the lesson below.
This is Miss Nuttall explaining the PowerPoint.

<https://www.loom.com>

[/share/21b1334814204732a40042fee4d5140e](https://www.loom.com/share/21b1334814204732a40042fee4d5140e)

After you have watched the video please complete this work sheet.

You can click the sheet to enlarge it and find the answers.

I can add -ed to words to make new words.

1. Make a new word by adding -ed.

a) grunt _____



b) check _____



c) dress _____

d) burn _____



e) buzz _____



f) float _____



1 + 1 = 2	✓
2 + 2 = 4	✓
3 + 3 = 6	✓
4 + 4 = 8	✓
5 + 5 = 10	✓
6 + 6 = 12	✓

Challenge:

2. Sort the words into the columns by their end sounds.

(t)	(d)	(id)

Reception English To use phase 2/3 graphemes.


We have been looking at Heroes.

What do we know about Heroes? Are they strong? Powerful? Kind? Caring?

Often, when we think of super heroes, we think of people that wear capes. But, there are plenty of people in our lives that are heroes, they share the same qualities that we have just mentioned.

Today, I would like you to have a think. Who is a hero to you? It can be a relative, a nurse, a fire-fighter. That is up to you. As long as they show the qualities we have spoken about.

Can you please draw me a picture of your hero?
Try and write a sentence telling me who they are and why they are your hero.



Maths LO: To recall number facts.

Reception

Count forwards and backwards to/ from 20.

Use this song below to help you

<https://www.bbc.co.uk/teach/school-radio/nursery-rhymes-one-two-buckle-my-shoe/zkvtqp3>

Next, collect 10 objects from around your house. This will help you with the next task.

Next, complete the Reception Number of the week sheet- 6



Then play

<https://www.topmarks.co.uk/ordering-and-sequencing/chinese-dragon-ordering>

Year 1

Count forwards and backwards to/ from 50.

Use the song below to help you

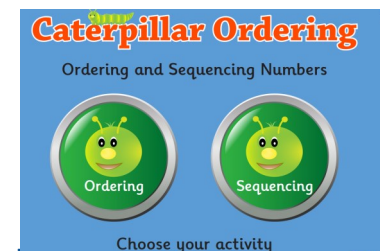
<https://www.youtube.com/watch?v=YtNskltyAOE>

Next, count in 10s to 100.

Use the song below to help you

<https://www.youtube.com/watch?v=7stosHbZZZg>

Next, complete the Year 1 Number of the week sheet- 26



Then play

<https://www.topmarks.co.uk/ordering-and-sequencing/caterpillar-ordering>

Reception Maths: To recall number facts

Task: Complete the grid below.

You can use objects around the house to help you

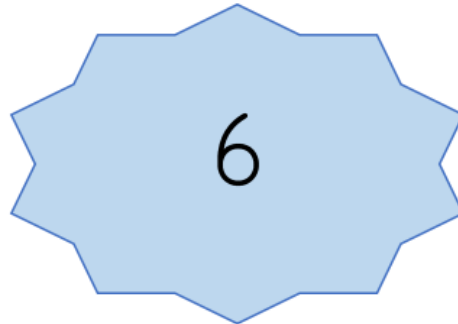
- Pasta
- Buttons
- Lego
- Grapes

Find one More...

Write it as a word.

If you do not have a printer. Please write the answers in your booklet.

Add 2.



Take away 2..

Take it away from 10.

$$10 - 6 = \underline{\quad}$$

Find one less...

Draw it as a picture (For example, ___ flowers).

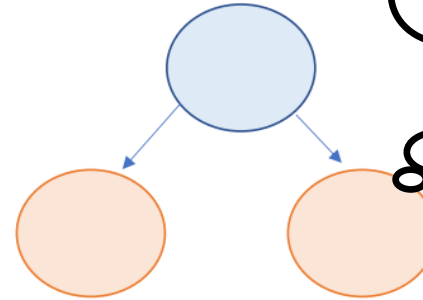
Year 1 Maths: To recall number facts

Task: Complete the grid below.

You can use objects around the house to help you, or use this 100 square to help you...
[Paint the Squares - Interactive Number Charts \(topmarks.co.uk\)](http://www.topmarks.co.uk/InteractiveNumberCharts/PainttheSquares.aspx)

Find one More...

Make it as a Part Part Whole

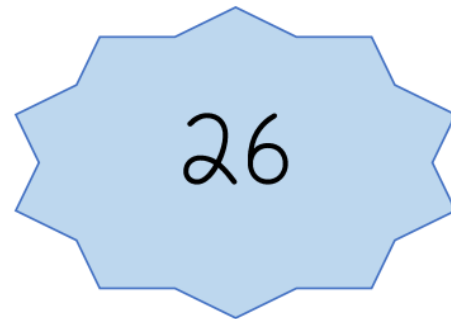


If you do not have a printer. Please write the answers in your booklet.

How many tens and ones?

_____ tens

_____ ones



Take away 2...

Find ten less...

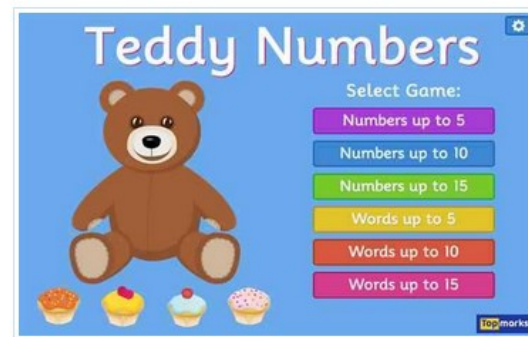
Find one less...

Find ten more...

Maths (Extra activities)

You can keep practicing your maths skills by;

- number songs with [Jack Hartmann on You tube](#)
- Playing maths games on [Top Marks](#)
- Playing maths games on [education.com](#)
- Making numerals out of household objects/
Lego
- Playing dominos
- Playing board games
- Playing cards



Science: To name the body part associated with hearing.



Our ears...

What do they do?

Without them we wouldn't be able to ...

That's right, we wouldn't be able to hear. Our ears help us to listen. Listening (hearing) is one of our 5 senses. Over the next few weeks we will be learning about each of our senses and how they each help us.

Watch this short clip about your ears.

<https://www.bbc.co.uk/bitesize/clips/zqf9wxs>

Science: To name the body part associated with hearing.

Task:

Open your front door or a window (with an adult) and listen to the noises outside.

What can you hear?

Reception: can you draw pictures of what you can hear? E.g. cars, birds etc.

Year 1: can you please draw and label pictures of what you can hear?

Challenge:

What noises are these items making? Tweeting? Beeping? Rustling?

Reading

This week our reading skill is retrieval. This means we need to look at the text or image to find the answer. Retrieval questions normally begin with 'what'. Click on the image to increase its size.



- 1) What is the boy holding on to?
- 2) What colour is his hat?
- 3) Where are his shoes?
- 4) How many people are in the picture?

Answers box 1) a camera and a train 2) a blue 3) on the floor 4) two

Spelling

It's time to practice spelling our high frequency words

Reception

1. and
2. yes
3. get
4. can
5. the

Year 1

1. just
2. very
3. out
4. by
5. school



P.E

Visit our 'PE at Home' page for your P.E challenge with Mr Ashworth



<https://www.st-philips.lancs.sch.uk/page/pe-at-home/89749>

Or try clicking on the images below for an alternative.



<https://www.youtube.com/user/CosmicKidsYoga>



<https://www.youtube.com/user/thebodycoach1>



<https://primarypeplanning.com/home-pe>

Worship

Visit our 'Worship at Home' page for our daily worship



<https://www.st-philips.lancs.sch.uk/page/worship-at-home/89768>