

Nelson St Philip's C of E Primary School

We love to learn. We learn to love. We love and learn together



Class Barley

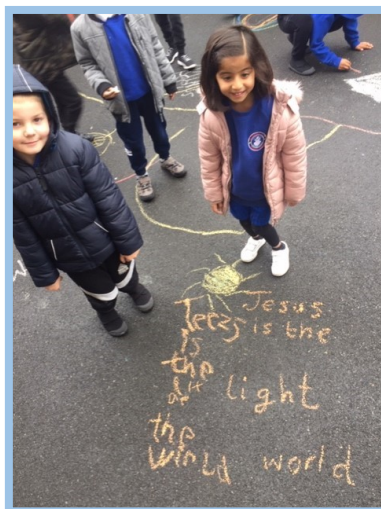
Remote education

Wednesday 20th January 2021

Daily Lesson Timetable	Time (approximately)
Worship	15 minutes
Phonics	20 minutes
English	45 minutes
Fluent in 5	10 minutes
Maths	45 minutes
Daily PE challenge	10 minutes
PSHE	30 minutes
Reading time	20 minutes

Worship

Click on the dove (a symbol of peace) to take you to today's worship. I'd love to hear your thoughts and reflections so please email any evidence that you have. It could be a written prayer, an object or a picture that you have made, or a photograph of your worship.




Phonics groups

Please begin each phonics session with the speed sound video warm up below. Click to view.

Speed sounds Set 2



Speed sounds Set 3



It is important to remember that all children will secure sounds at different paces, therefore, if there is a particular sound you wish to recap and secure, then please do so. There will also be activities for consolidation of previous sounds as children have to recognise sounds and words as well as learn how to spell them using the correct graphemes. If you feel that your child is progressing well, then try the next group up for a challenge. If you feel that the lesson was too difficult, then you can always try the group below.

Thank you,

Miss Peel

Miss Peel's Group (Phase 6) Begin with the speed sound Set 3 video

Focus: homophones.

Can you cut and match the pictures to the correct homophone spellings? If you cannot print these, you can draw the images to match.



weak

week

here

hear

flower

flour

right

write



Mr Ashworth's Group

(Phase 5 Set 1 revision)

Begin with the SPEED SOUND Set 2/3 video.

Today's sound is the sound *oa*

Watch the online lesson by clicking on the image. Have your home learning book and pencil ready to write down some of the *oa* words.

Can you put these words into a sentence?

Tricky words:

don't old I'm

oa

boat

load

road

toad

foam

coach

loaf

toast

soap

soak

Mrs Mahmood's Group (Phase 3/4)

Focus sound: ir (other ir sounds include ur, er)

Read the words below. Practise using your Fred
Fingers to sound out each word. Have your home
learning book and pencil ready to write down
some of the ir words.

Can you put these words into a sentence?

shirt thirteen squirt

birthday

Now have an online game of Buried Treasure.





Click the link



Speed Sounds Set 2

ir



Practise reading

girl

bird

third

whirl

twirl

dirt

Tricky words to recap:

said so have

Year 1 and 2 Common Exception Words

Year 1

the	they	one
a	be	once
do	he	ask
to	me	friend
today	she	school
of	we	put
said	no	push
says	go	pull
are	so	full
were	by	house
was	my	our
is	here	
his	there	
has	where	
I	love	
you	come	
your	some	

Year 2

door	gold	plant	clothes
floor	hold	path	busy
poor	told	bath	people
because	every	hour	water
find	great	move	again
kind	break	prove	half
mind	steak	improve	money
behind	pretty	sure	Mr
child	beautiful	sugar	Mrs
children	after	eye	parents
wild	fast	could	Christmas
climb	last	should	everybody
most	past	would	even
only	father	who	
both	class	whole	
old	grass	any	
cold	pass	many	

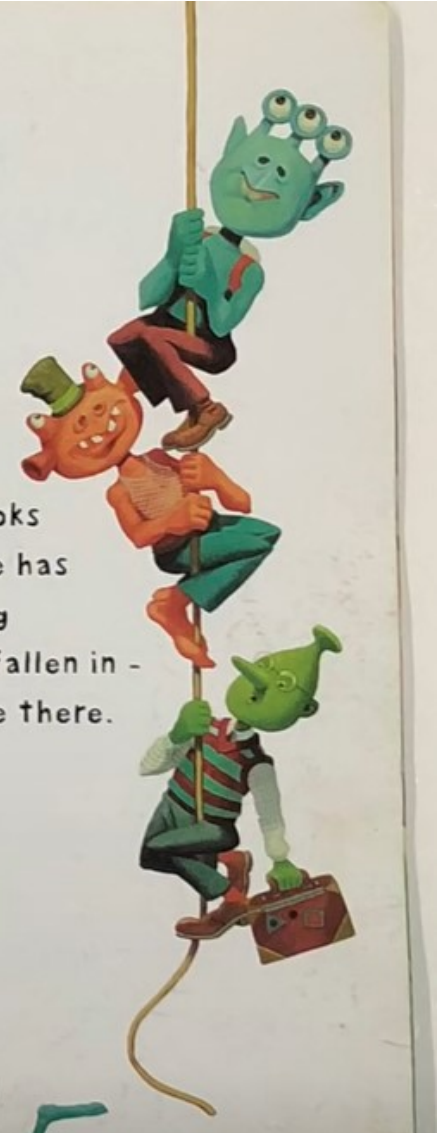
English

LO: Find and explain inferences about characters' feelings and thoughts.

Ask an adult to read the final part of *Man on the Moon* today.



By four-thirty all visitors must leave the Moon. Bob looks around to see that everyone has left. He checks inside any big craters in case anyone has fallen in - but there's **never** anyone there.



English

LO: Find and explain inferences about characters' feelings and thoughts.

The working day is nearly over - it is time to check everything is in order before leaving for the night. Bob packs away his equipment and any unsold souvenirs into his rocket.

He switches on the Moon's nightlight before jetting off towards Earth.

By this time he is very tired, but he still has to keep his wits about him while flying the rocket.



English

LO: To make connections between a text



English

LO: Find and explain inferences about characters' feelings and thoughts.

At home Bob is just like anyone else. First he has a long bath. Moon-work can make you very grubby as sometimes the dust can get inside your suit.

Then he goes to bed with a mug of cocoa. He sleeps soundly, bathed in moonbeams, very happy to be the Man on the Moon.

And aliens...?



English

LO: Find and explain inferences about characters' feelings and thoughts.



English

LO: Find and explain inferences about characters' feelings and thoughts.

Why do you think Bob does not believe in aliens?

What do you think the aliens think of Bob?

Why do you think Simon Bartram decided to make Bob not believe in the aliens? Does it make the story more interesting?

Record your answers using the sentence scaffolds below:

I think Bob does not believe in aliens because ...

I think the aliens think that ...

I think that Simon Bartram decided because ...

A. Half of 4 = ?



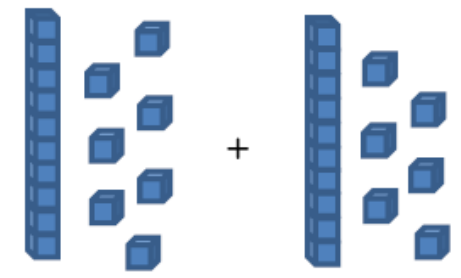
B. $9 + 6 = ?$

Use...



Number shapes
...to help you

C. $17 + 16 = ?$



A. Half of 4 = 2



B. $9 + 6 = 15$

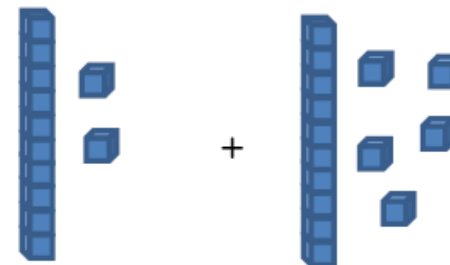
Use...



Number shapes

...to help you

C. $17 + 16 = 33$





THIRD SPACE
LEARNING

Year 2

Week 15 – Day 3

Use...

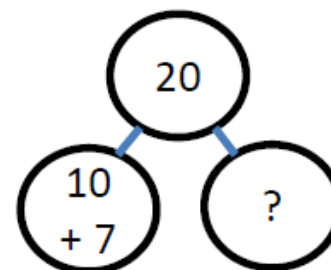


Base 10

...to help you

$$A. 11 + 33 =$$

$$B. 17 + ? = 20$$



$$C. \frac{2}{4} \text{ of } 12 =$$





THIRD SPACE
LEARNING

Year 2

Week 15 – Day 3 (Answers)

Use...

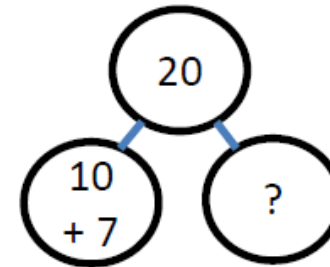


Base 10

...to help you

$$A. 11 + 33 = 44$$

$$B. 17 + 3 = 20$$



$$C. \frac{2}{4} \text{ of } 12 = 6$$



Maths LO: To add small amounts of money in 2's 5's and 10's

Year 1

Please download the PowerPoint for today's lesson on the remote learning page and complete the activities on each slide by copying the answers down into your book. There are some additional reasoning challenges to complete on the next slide if children are confident.

Parent note:



< less than

> greater than

= equal to (the same as)

Ready-to-go Lesson Slides
Year 1

Money
Lesson 4

Maths LO: To add small amounts of money in 2's 5's and 10's

Year 1

Reasoning and problem solving activities (task 2)

Parent answer notes

Draw coins to make the statements correct.



For the first one, any answer showing less than 30 p on the right is correct. E.g. two 10 p coins.

For the second one, any answer showing less than 25 p on the left. E.g. three 2 p coins.

Explain the mistake.

£2, £4, £6, £7, £8, £10



£7 is the mistake. It is an odd number. The 2 times table are all even.

When counting in £2s, we would say £2, £4, £6, £8, £10

Maths LO: To select coins and notes from an amount (lesson 4)

Year 2 Please download the PowerPoint for today's lesson on the remote learning page and complete the activities on each slide. The independent learning tasks are on the next slides.

Ready-to-go Lesson Slides

Year 2

Measurement - Money


Maths LO: To select coins and notes from an amount (lesson 4)

Year 2 Task 1

1. a. Circle the box that contains 54p.



b. Circle the box that contains 80p.



c. Circle the box that contains £1 and 36p.



d. Circle the box that contains £5 and 17p.



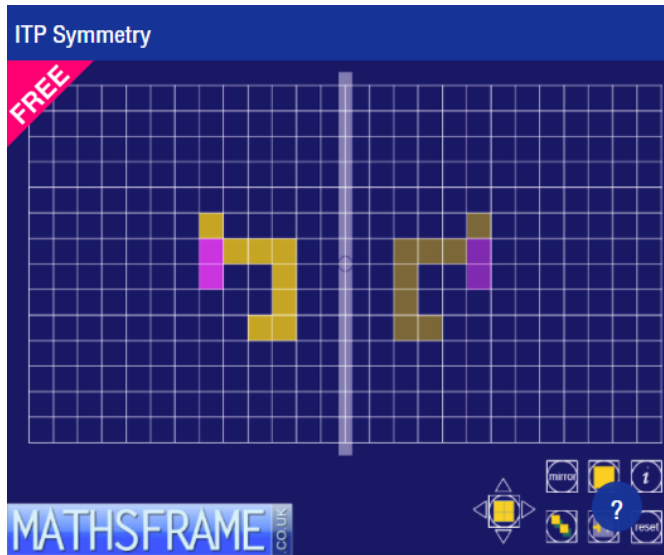
Maths LO: To select coins and notes from an amount (lesson 4)

Year 2 Task 2

3. Use the money to fill the purses. You can only use each coin or note once.
Cross them out when you have used them.



Maths (additional activities)



Practise making your own symmetrical patterns on the MathsFrame interactive teaching programme.

$$6 + _ = 16$$

$$3 + _ = 15$$

$$2 + _ = 11$$

$$20 = 7 + _$$

$$20 = 1 + _$$

Find the missing numbers.

Can you complete missing numbers in the sequences?

$$20 _ 18 _ 16 _ 14 _$$

$$26 _ 24 _ 22 _ 20 _$$

Daily PE challenge

Come and exercise with a challenge session delivered by
Mr Ashworth!

Click on the tennis ball to access the video link for today's
challenge.




PSHE: Don't Bottle it up!

Today's activity is all about opening up a discussion about how you are feeling today. Quite often emotions are hidden and we might not let the adults know how we are really feeling, but talking to others about it and learning to not bottle up these feelings, can make us feel more positive and calm.



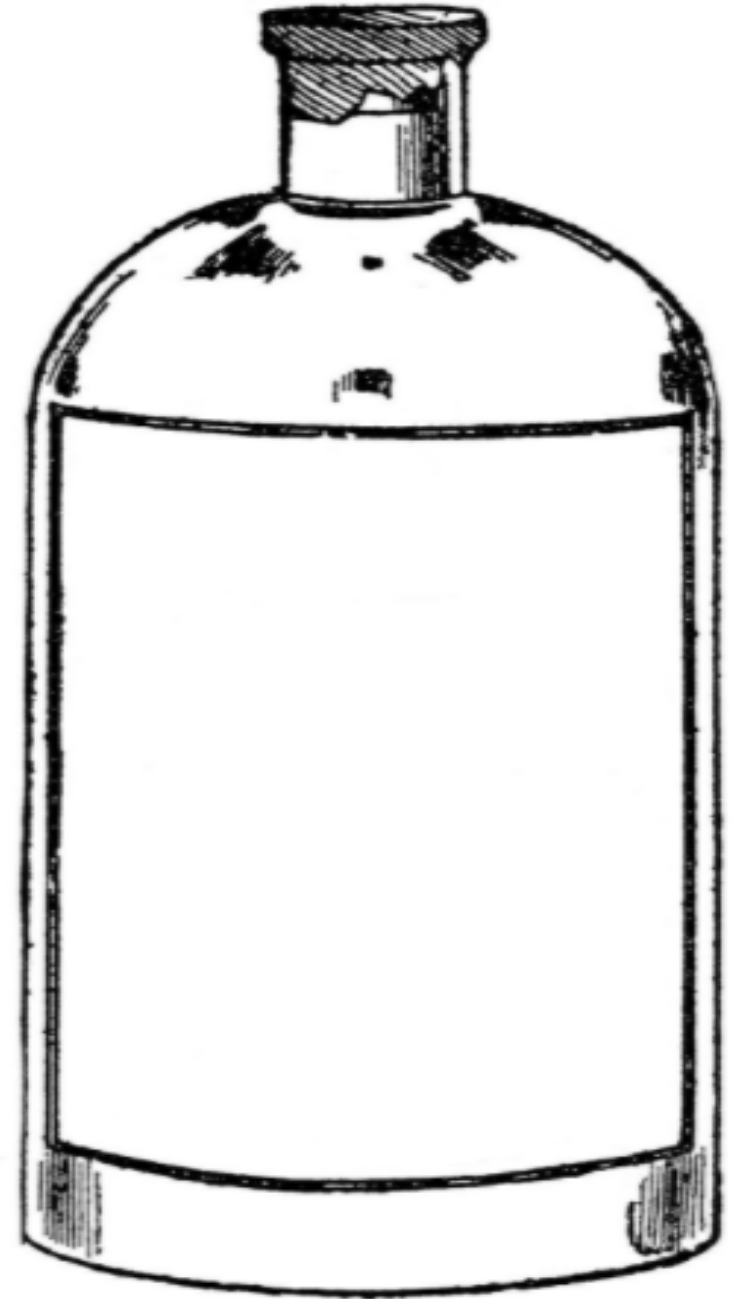
How do you think these children are feeling today?



PSHE: Don't Bottle it up!

Task: Try not to bottle up your worries.

Write on the bottle how you are feeling today. There might be lots of things you want to say or you might prefer to record your thoughts in pictures.



Reading time

Choose a fictional book from your home or from online.

LO: To share my opinion on a character

Think of a character from the story. Draw a picture of them and then choose three words to describe them:

Why do you like/ dislike them?

I like/ dislike... because...

