

Nelson St Philip's C of E Primary School

We love to learn. We learn to love. We love and learn together



Class Barley

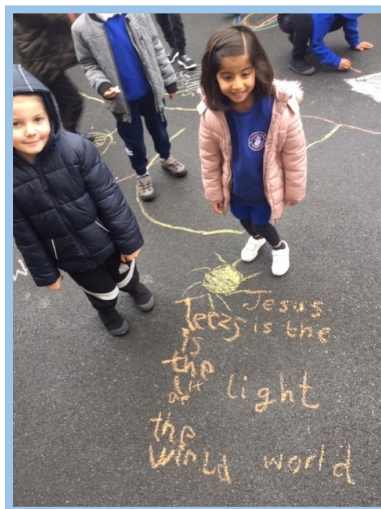
Remote education

Tuesday 19th January 2021

Daily Lesson Timetable	Time (approximately)
Worship	15 minutes
Phonics	20 minutes
English	45 minutes
Fluent in 5	10 minutes
Maths	45 minutes
Daily PE challenge	5-10 minutes
Science and craft time	45 minutes
Reading time	20 minutes

Worship

Click on the dove (a symbol of peace) to take you to today's worship. I'd love to hear your thoughts and reflections so please email any evidence that you have. It could be a written prayer, an object or a picture that you have made, or a photograph of your worship.



Phonics groups

Your child will know which group they are in for phonics. Please follow the plan for the group your child is in as this is tailored to their individual phonics assessment.

If you feel that your child is progressing well, then try the next group up for a challenge. If you feel that the lesson was too difficult, then you can always try the group below.

It is important to remember that all children will secure sounds at different paces, therefore, if there is a particular sound you wish to recap and secure, then please do so. There will also be activities for consolidation of previous sounds as children have to recognise sounds and words as well as learn how to spell them using the correct graphemes.

Please also continue to practise the Common Exception Words for your year group. These are words that children must be able to read and write by the end of the year and the children were making amazing progress in these last half term. To consolidate this further, you can ask your child to put these words into oral and written sentences.

Thank you

Miss Peel's Group (Phase 6)

Focus: homophones (their/ there/ they're)

Dictation session: An adult will need to read each of the sentences below without showing your children. Ask the children to write each sentence down after you have read it. After writing, show the children the correct written sentence and check these against their own.

Dictation sentences:

There are three cakes in the tin.


They're going to eat those cakes.

Their house is down this road.

There is a big dog by the gate.

Their home learning is very important.

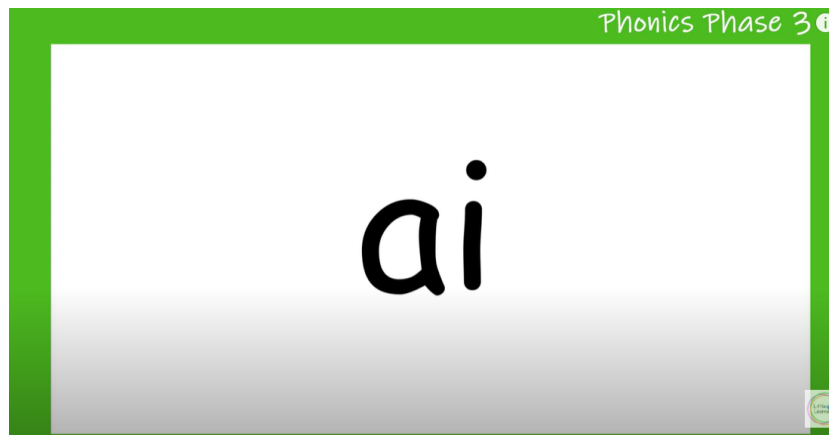
They're escaping out of the window.




Mr Ashworth's Group (Phase 5 Set 1)

Focus sound: ai (other ai sounds include ay, a-e, eigh, ey)

Today's sound is the sound ai. Watch the online lesson below. Have your home learning book and pencil ready to write down some of the ai words.



Click here



If you do not have access to the online lesson, practise reading and writing the ai words here:

pain Spain rainbow mailbox trailing frail training

Tricky words to revise:

oh, their

Mrs Mahmood's Group

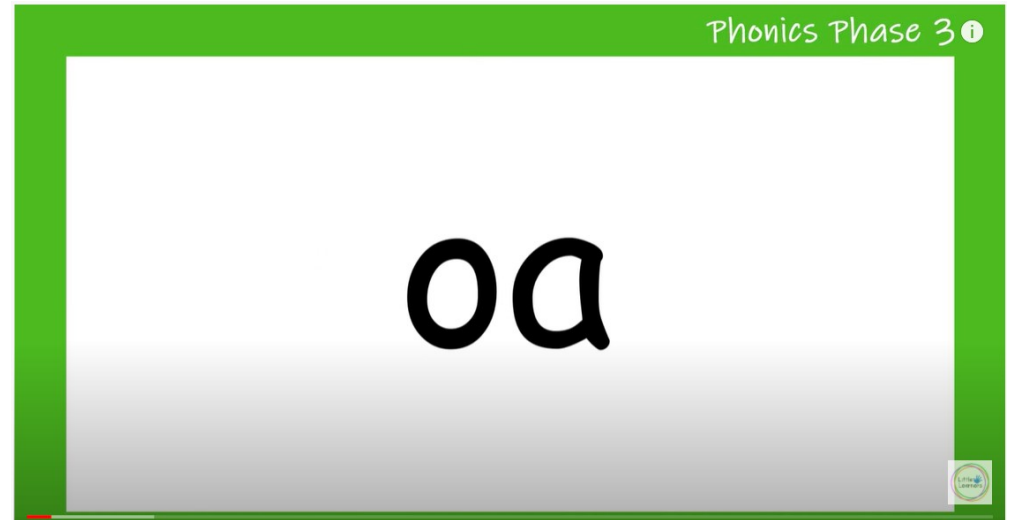
(Phase 3-4)

Today's sound is the sound oa
Watch the online lesson by clicking
on the image. Have your home
learning book and pencil ready to
write down some of the oa words.

Can you put these words into a
sentence?

Tricky words:

some come were



boat

load

road

toad

foam

coach

loaf

toast

soap

soak

Year 1 and 2 Common Exception Words

Year 1

the	they	one
a	be	once
do	he	ask
to	me	friend
today	she	school
of	we	put
said	no	push
says	go	pull
are	so	full
were	by	house
was	my	our
is	here	
his	there	
has	where	
I	love	
you	come	
your	some	

Year 2

door	gold	plant	clothes
floor	hold	path	busy
poor	told	bath	people
because	every	hour	water
find	great	move	again
kind	break	prove	half
mind	steak	improve	money
behind	pretty	sure	Mr
child	beautiful	sugar	Mrs
children	after	eye	parents
wild	fast	could	Christmas
climb	last	should	everybody
most	past	would	even
only	father	who	
both	class	whole	
old	grass	any	
cold	pass	many	

English

LO: To write for different purposes

Recap on the story from yesterday. **What are tourists? What are souvenirs?** Discuss.



Occasionally, the tourists' spaceships will land on the Moon. When they do, Bob gives them a guided tour, and a speech. He tells them lots of facts, such as how many craters the Moon has, or how long it takes to walk around it on stilts.

Sometimes people ask him about aliens, and Bob explains patiently that there aren't any.

Afterwards, Bob opens a small souvenir stand, selling postcards, pencils, mugs and small plastic Moon models.



English

LO: To write for different purposes

Today, you are going to imagine that you are one of the tourists that has gone to visit the moon. For the first part of the task, I'd like to record all of the different things that you can see, hear, think and feel whilst you are on the moon. After recording your ideas, you will then write a postcard home to a family member or a friend, telling them all about your adventure.

See	Hear
Think	Feel

English

LO: To write for different purposes

Second task: Use the template to write a postcard home to your family. Remember to include the address that wish to send the postcard to.

The image shows a blank postcard template. It is a large rectangle with a black border. A vertical line runs down the center, dividing the card into two halves. The left half is a large empty space for writing a message. The right half is divided into three sections: a small square in the top right corner for a stamp, and five horizontal lines below it for writing an address.



THIRD SPACE
LEARNING

Year 1
Week 15 – Day 2

A. $23 + ? = 26$

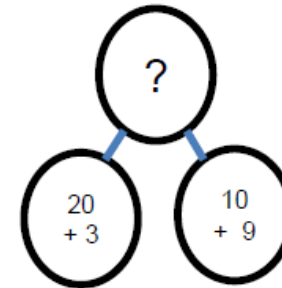
Use...



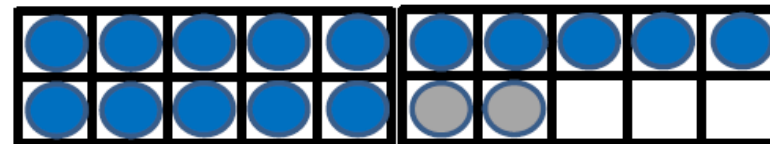
A number line

...to help you

B. $23 + 19 = ?$



C. $17 - 2 = ?$



Year 1
Week 15 – Day 2 (answers)

A. $23 + 3 = 26$

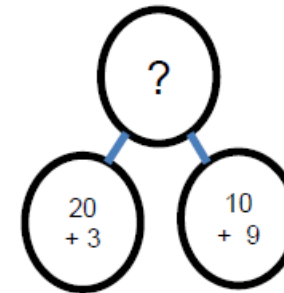
Use...



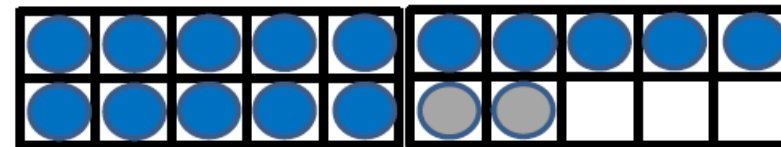
A number line

...to help you

B. $23 + 19 = 42$



C. $17 - 2 = 15$





THIRD SPACE
LEARNING

Year 2

Week 15 – Day 2

A. $\frac{2}{4}$ of 8 =



B. $\frac{1}{4}$ of 40 =

You choose...

...what to use...

...to help you

C. $2 \times 9 =$





THIRD SPACE
LEARNING

Year 2

Week 15 – Day 2 (Answers)

$$A. \frac{2}{4} \text{ of } 8 = 4$$



$$B. \frac{1}{4} \text{ of } 40 = 10$$

You choose...

...what to use...

...to help you

$$C. 2 \times 9 = 18$$



Maths LO: To identify the value of different UK bank notes

Year 1 Please download the PowerPoint for today's lesson on the remote learning page and complete activities on the next slide.



Ready-to-go Lesson Slides Year 1

Money

Maths LO: To identify the value of different UK bank notes

Year 1



Practical task: Explore different ways of making the values of the notes above.

How many ways can you make £5 using £1 and £2 coins?

How many ways can you find to make £10 using £1 and £2 coins?

How many £5 notes make £20? Can you write the addition sentence?

£5 + £5 + ___ + ___ (Remember to count in 5's)

Tip: Link to your number bond knowledge. There are images of coins on the next page if you wish to print these to use practically.

Maths LO: To identify the value of different UK bank notes

Year 1



Maths LO: To count money in £1 and £2 coins, as well as £5, £10 and £20 notes

Year 2 Please download the PowerPoint for today's lesson on the remote learning page and complete activities on the next page.

Ready-to-go Lesson Slides

Year 2

Measurement - Money

Lesson 2



To count money in £1 and £2 coins, as well as £5, £10 and £20 notes

Maths LO: To count money in £1 and £2 coins, as well as £5, £10 and £20 notes

Year 2

Task 1:

1. Complete the bar models.



£20

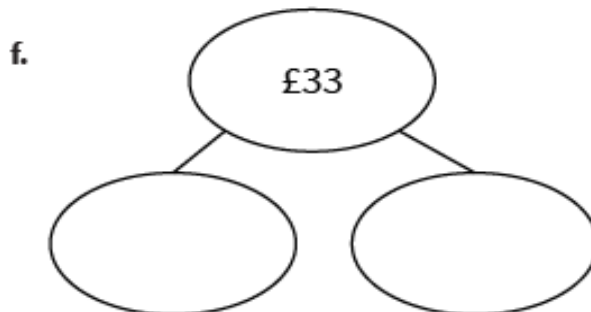



£5



£10

Complete the part-whole models.



Maths LO: To count money in £1 and £2 coins, as well as £5, £10 and £20 notes

Year 2

Task 2

2. How much money is shown below? Circle the answer.



£56 £58 £60



£45 £47 £49

Count the money below.



£



£



£20




£5



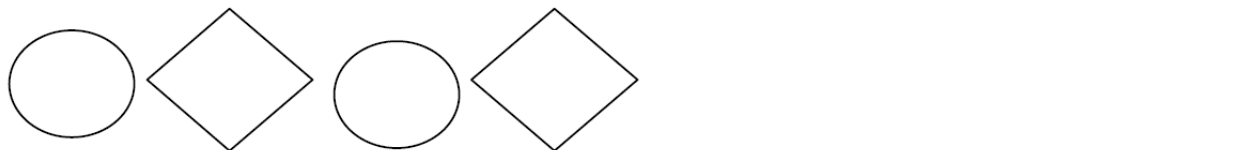
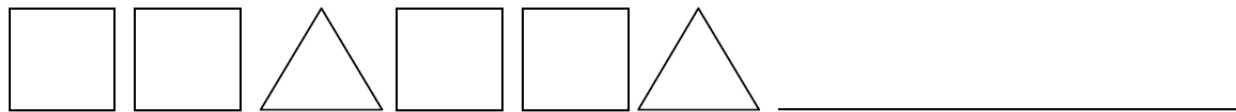
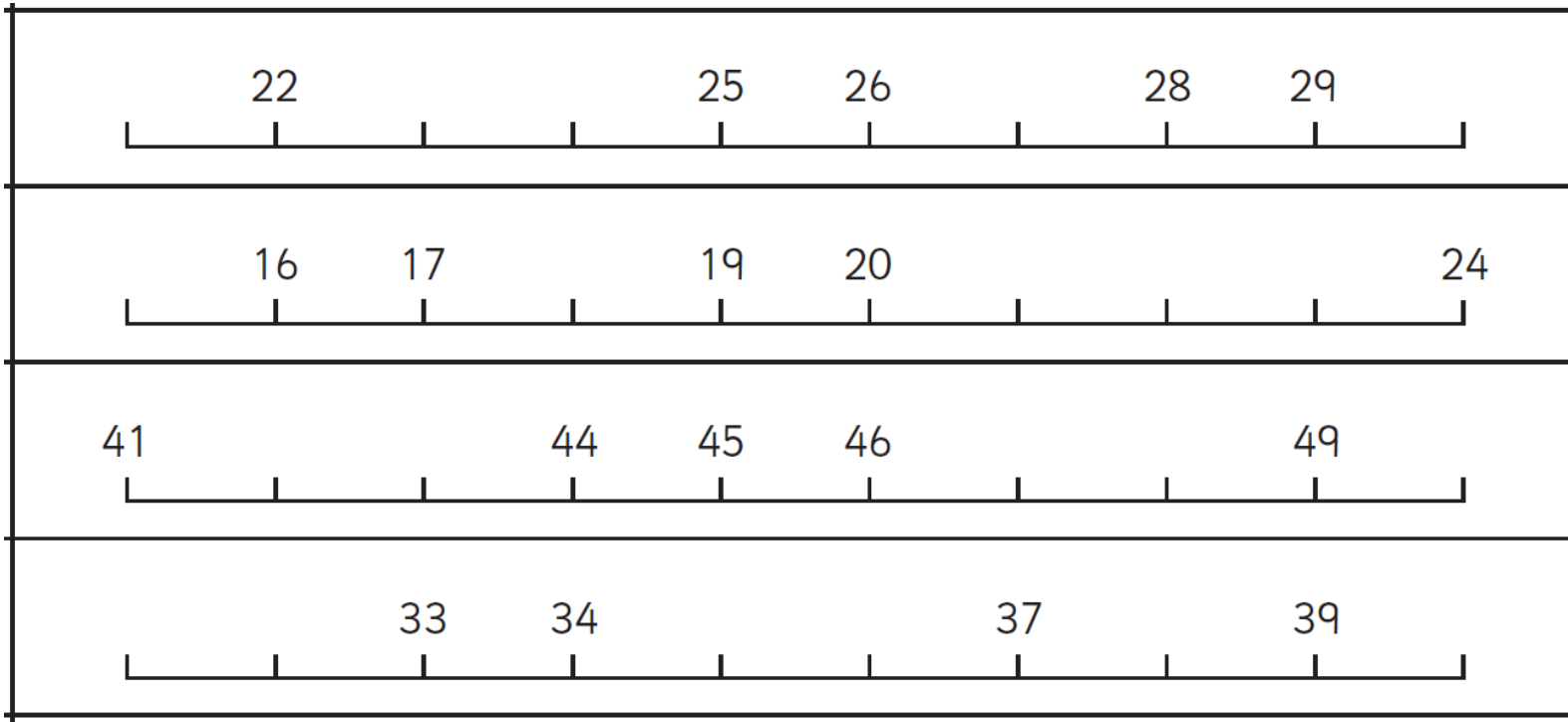
£10

3. Toby thinks he has £22.
Is he correct?
Explain your answer.



Maths (additional activities)

Fill in the missing numbers on the number lines below:



Can you continue the pattern?

Daily PE challenge

Come and exercise with a challenge session delivered by
Mr Ashworth!

Click on the tennis ball to access the video link for today's
challenge.



Science

LO: To discuss different types of weather and know how it affects us.

Download the PowerPoint on our remote learning page for today's teaching slides.

Task: Draw the different types of weather using the scaffold on the next slide. Write down some facts about each type of weather.



Science

	<i>rainy</i>	<i>cloudy</i>	
			<i>thunder</i>
		<i>sunny</i>	
			<i>windy</i>
			<i>hail</i>

Science

Fun time craft activity

Why not create your own weather mobile by illustrating different types of weather. All you need is paper, string, some colours/ paints and a small branch to hang your pieces on.

Step 1



Step 2




Reading time Phase 3

Today, I'd like you to complete the reading comprehension questions. There are three phases. Choose the one that your child feels most comfortable with.

Fish and Chips

- 7 Jan and Dan meet near the church.
- 17 They get a bus to the fish and chip shop.
- 22 Nan will join them too.
- 30 Jan gets cod and chips in a dish.
- 36 Dan gets chips and a fork.
- 41 Nan gets eel and chips.
- 48 Then they all go to the park.



Read Together Quick Questions



1. Where did Jan and Dan meet? Tick one.

- on the bus
- at the fish and chip shop
- near the church



2. Find and copy the name of the fish that Jan has.



3. Number the events from 1-3 to show the order that they appear in the text.

- Nan gets eel and chips.
- Dan gets chips and a fork.
- They all go to the park.



4. How will Jan and Dan get home from the park? Tick one.

- on the bus
- in a boat
- on their bikes

Reading time Phase 4

In the Tent

- 10 Gran and Fred slept in a tent for a night.
19 The camp was near a river. They set up
28 the tent next to a steep hill. Gran forgot
37 the hammer so they had to stamp on the
38 pegs.
46 There were strong gusts of wind in the
51 night. The tent fell down!
60 Fred did not like the night in the tent.



Read Together Quick Questions



1. What did Gran forget? Tick one.

- the pegs
 the hammer
 the tent



2. Number the facts from 1 to 3 to show the order order that they appear in the text.

- The tent fell down.
 The camp was near a river.
 Gran forgot the hammer.




3. Which word describes the gusts of wind?

Tick one.

- strong
 small
 big



4. Why do you think that Fred did not like the night in the tent?
-



A Space Adventure!

9 One day, Jacob and Oscar had a wonderful space
16 adventure! They climbed into their rocket and
26 shot off up into space. Jacob wanted to see aliens
34 and monsters. Oscar wanted to discover a new
35 planet.

44 After a bumpy journey, they landed on a rocky,
53 purple planet and they climbed out to start to
59 explore. Suddenly, Oscar saw some funny-looking
67 footsteps. Being very brave, the boys decided to
75 follow them. They walked and walked until they
83 noticed something green and furry behind a huge
89 space rock. What could it be?

97 Slowly, they walked up to take a peek...

Quick Questions



1. What did Jacob hope to see in space?



2. Which adjective has the author used to show that the boys didn't have an easy trip into space?

Why were the boys '*being very brave*'?





3. What do you think happened next?

