

Nelson St Philip's C of E Primary School

We love to learn. We learn to love. We love and learn together



Class Barley

Remote education

Monday 18th January 2021

Daily Lesson Timetable	Time (approximately)
Phonics	25 minutes
English	45 minutes
Fluent in 5	10 minutes
Maths	45 minutes
Daily PE challenge	10 minutes
RE	45 minutes
Reading time	30 minutes

Phonics groups

Your child will know which group they are in for phonics. Please follow the plan for the group your child is in as this is tailored to their individual phonics assessment.

If you feel that your child is progressing well, then try the next group up for a challenge. If you feel that the lesson was too difficult, then you can always try the group below.

It is important to remember that all children will secure sounds at different paces, therefore, if there is a particular sound you wish to recap and secure, then please do so. There will also be activities for consolidation of previous sounds as children have to recognise sounds and words as well as learn how to spell them using the correct graphemes.

Please also continue to practise the Common Exception Words for your year group. These are words that children must be able to read and write by the end of the year and the children were making amazing progress in these last half term. To consolidate this further, you can ask your child to put these words into oral and written sentences.

Thank you

Miss Peel's Group

Focus: homophones their, they're or there


'Their', 'they're' and 'there' are homophones that often confuse people. Watch the video and read the examples below.

'Their' means it belongs to them, eg "I ate their sweets."

'They're' is short for 'they are' eg "They're going on a picnic."

'There' refers to a place, eg "I'm going to hide over there."

Task: Write a sentence using each of the there/ their/ they're homophones.



Mr Ashworth's Group

Focus sound: split digraph i-e

Read and highlight the i-e sound in the words below.

white

twinkl.co.uk

slide

twinkl.co.uk

drime



twinkl.co.uk

libe



twinkl.co.uk

tide

twinkl.co.uk

bike

twinkl.co.uk

trife



twinkl.co.uk

quibe



twinkl.co.uk

Click here to download
an i-e word search for
today's task:

Phase 5 Split i-e Digraph

y	b	z	w	h	i	t	e	x
e	k	i	b	o	i	f	g	a
t	c	g	e	h	p	g	w	q
o	k	l	i	n	s	i	d	e
e	z	i	r	p	t	l	r	m
o	p	d	e	d	i	l	s	q
r	d	e	v	v	d	t	o	q
e	v	i	f	p	e	h	i	f
l	f	b	x	t	d	s	n	x

white	glide
tide	five
slide	prize
bike	inside

Mrs Mahmood's Group (Phase 3-4)



Watch the video and practise reading the *or* words. It is important for children to see these words in as many different contexts so that they can consolidate their understanding.

Now, put these *or* words into your own sentences:

sport short storm born

Focus sound:

or

Tricky words

to practise:

there

little

Year 1 and 2 Common Exception Words

Year 1

the	they	one
a	be	once
do	he	ask
to	me	friend
today	she	school
of	we	put
said	no	push
says	go	pull
are	so	full
were	by	house
was	my	our
is	here	
his	there	
has	where	
I	love	
you	come	
your	some	

Year 2

door	gold	plant	clothes
floor	hold	path	busy
poor	told	bath	people
because	every	hour	water
find	great	move	again
kind	break	prove	half
mind	steak	improve	money
behind	pretty	sure	Mr
child	beautiful	sugar	Mrs
children	after	eye	parents
wild	fast	could	Christmas
climb	last	should	everybody
most	past	would	even
only	father	who	
both	class	whole	
old	grass	any	
cold	pass	many	

English

LO: Know that sentences have different functions (rules are command sentences)

Read the next part of the story together.



By twelve-thirty it's time to eat.

Bob goes to his rocket ship to fetch his lunch box. This usually contains two sandwiches (either cheese or peanut butter), an apple and some chocolate covered nuts.

Sometimes he meets his friends for a picnic. His two best friends are Billy, the Man on Mars, and Sam, the Man on Saturn. They talk about the stars, and tell jokes.

English



After lunch, tourist spaceships start arriving from Earth. It is part of Bob's job to entertain them, and give them something to photograph.

so he does somersaults, handstands and especially high Moon jumps. Sometimes he performs for as long as two hours and is left quite out of puff.

English



Occasionally, the tourists' spaceships will land on the Moon. When they do, Bob gives them a guided tour, and a speech. He tells them lots of facts, such as how many craters the Moon has, or how long it takes to walk around it on stilts.

Sometimes people ask him about aliens, and Bob explains patiently that there aren't any.

Afterwards, Bob opens a small souvenir stand, selling postcards, pencils, mugs and small plastic Moon models.



English

LO: Know that sentences have different functions (rules are command sentences)

There are many different types of sentences used in writing.

- Statement sentences (sentences that express a fact, idea or opinion),
- Question sentences (end with a question mark),
- Command sentences (gives an instruction or command),
- Exclamation sentences (used for effect to portray a strong feeling or emotion).

Today, you are going to write some command sentences. These are short sentences that need to be easy to understand and start with an imperative verb (command action) such as:

wear put close empty rub
collect stand walk look

English

LO: Know that sentences have different functions (rules are command sentences)

Task: Bob needs some rules for the tourists who visit the moon.

Write your own set of rules for them. Remember to use command sentences.

	Rules for Tourists	
Wear your helmet at all times.		



Use...



Number shapes

...to help you

$$A. 9 + 28 = ?$$

$$B. \text{Double } 7 = ?$$



$$C. 6 + 7 = ?$$



+



Year 1
Week 15 – Day 1 (answers)

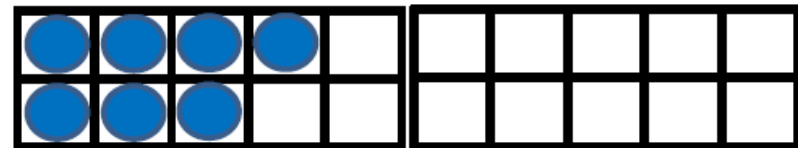
Use...



Number shapes
...to help you

$$A. 9 + 28 = 37$$


$$B. \text{Double } 7 = 14$$



$$C. 6 + 7 = 13$$



+





THIRD SPACE
LEARNING


Year 2

Week 15 – Day 1

A. $\frac{3}{4}$ of 8 =



B. $8 + 2 =$



C. $90 \div 10 =$

Use...



Base 10

...to help you



THIRD SPACE
LEARNING

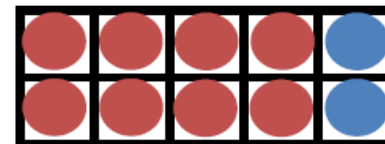
Year 2

Week 15 – Day 1 (Answers)

$$A. \frac{3}{4} \text{ of } 8 = 6$$



$$B. 8 + 2 = 10$$



$$C. 90 \div 10 = 9$$

Use...



Base 10

...to help you

Maths LO: To count in 2p coins and add small amounts

Year 1 Please download today's PowerPoint lesson and activity from the remote learning page.

To recognise coins

- I can begin to add amounts of coins
- I can start to identify the value of different coins

Which is the odd group? Can you explain why? You might find different ways.



How much do I have?

	p
	p
	p
	p
	p
	p
	p
	p

Reasoning question

Dora says:



All coins are round.


Do you agree with Dora?

Justify your answer.

Maths LO: To count in 1p, 2p, 5p, 10p and 20p coins

Year 2 Today, there is an online lesson for you to watch on counting money. Ensure you select the video 'Count money - pence'

Click on the image to access the video then complete the tasks on the next slide.



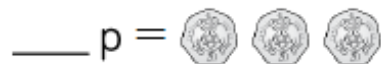
Count money - pence



Maths LO: To count in 1p, 2p, 5p, 10p and 20p coins

Year 2 Task

Count the money.



Use $<$, $>$ or $=$ to compare the money.



Count the money.



Reasoning questions

Which is the odd one out?

20 p

8 p

2 p

10 p

Why?

Draw coins to make the statements correct.



Maths (additional activities)



Let Mr Pumpernickel get you moving whilst learning about money.
Click on the image to watch the video.

Capacity

Can you draw a line on each container to show the water level?



half full



nearly full



nearly empty



full

Daily PE challenge

Come and exercise with a challenge session delivered by
Mr Ashworth!

Click on the tennis ball to access the video link for today's
challenge.



Religious Education: Unit 2.3 Jesus, friend to everyone

I wonder how Jesus managed to feed 5000 people?

Today's story is called 'The Feeding of the Five Thousand'. Download the video on our class remote learning page to listen to the story read by Miss Peel. If you don't have access to the video, you can read the story below:

There was once a time when Jesus was sitting chatting with his disciples on a mountainside; when a huge crowd of people came to hear him speak and ask him to heal them. There were over five thousand of them and they soon became very hungry!



Religious Education: Unit 2.3 Jesus, friend to everyone

Jesus said to Philip his disciple, "Where will we buy bread for all these people?" Philip was astounded. "It would take half a year's wages or more to buy enough bread for everyone to have a single bite!" he replied.



Another disciple Andrew piped up, "Here is a boy with five small barley loaves and two small fish, but how far will they go among so many?" The disciples were all at a loss as to how they could help their teacher.



Religious Education: Unit 2.3 Jesus, friend to everyone

Jesus however simply gave thanks to God for the fish and the loaves and began to hand them out to the hungry crowds. He kept giving people food and never ran out.



Soon everyone had had their fill and Jesus asked the disciples to clear up the leftovers. The disciples were amazed that not only had everyone eaten, but that the leftovers filled twelve baskets! This proved that Jesus was truly the saviour, as only he could perform such a miracle.



Religious Education: Unit 2.3 Jesus, friend to everyone


Task: Talk about the story and discuss the following questions. Record your thoughts and reflections in your remote learning book. You could even draw your own picture.

I wonder what the most important part of this story is?

I wonder what it would have felt like to have been there?

I wonder what would have happened if there had been nobody with food to share?

I wonder what happened to the little boy?



Reading activity Teacher time

Today, you're the teacher! Read one of your favourite story books (or your home reading book) to a family member and ask them questions about the story as you read. Remember to use lots of expression in your voice so that you make the story exciting! Please send in some photographs so I can see you being the teacher.

