

Nelson St Philip's C of E Primary School

We love to learn. We learn to love. We love and learn together



Class Pendle

Remote Learning

Friday 15th January 2021

Daily Lesson Timetable	Year 1 (approximately)	Reception (approximately)
Phonics	20 minutes	20 minutes
English	45 minutes	30 minutes
Maths	55 minutes	30 minutes
Art	45 minutes	30 minutes
Reading time	30 minutes	15 minutes
Handwriting	10 minutes	10 minutes
PE	30 minutes	30 minutes
Worship	15 minutes	15 minutes

Mrs Variyam's Phonics

Today's sound is ... x



Remember start on the line, then down the arm and the leg, and repeat on the other side.

Watch your lesson here

https://www.youtube.com/watch?v=iLXXq_RbIBo

Can you write these words in your book?



Can you read these words?

mix



six



tax



fix




exit



Miss Nuttall's Phonics

Today we are going to recap all of the sounds you have learnt so far. So that on Monday you can learn some new sounds! How exciting...



Watch your lesson here:

https://www.youtube.com/watch?v=FeBYXp5_ZPM

Task

Like Miss Olabisi said I would like you to pick 8 sounds from the list below and write 1 word for each of the sounds you have chosen.

- | | | | | |
|-----|-----|-----|------|------|
| • f | • g | • k | • ch | • nk |
| • n | • h | • o | • th | • ng |
| • p | • j | • e | • sh | • qu |

Mrs Hussain's Phonics

Today we are going to recap all of the sounds you have learnt so far. On Monday we will be moving on to Phase 4! You should be so proud of how far you have come.

Watch this video and join in with recapping the sounds we have learnt so far.

<https://www.youtube.com/watch?v=2c6EAGARwdk>

Task: play snakes and ladders, when you land on a square read the word. (Click on the image) If you do not have a dice. Write the numbers 1-6 in a circle on a piece of paper. Place a bottle in the middle to make a spinner. Spin the bottle to get your number,

rubber 20	well 21	bath 22	fox 23	Finish
chair 19	beard 18	oil 17	cow 16	burger 15
fork 10	card 11	book 12	leek 13	ring 14
chop 9	queen 8	fizz 7	goat 6	night 5
Start	moon 1	think 2	rain 3	boat 4

Extra Phonics

Remember you can always use games to practice your phonics

- Tricky word snap
- I spy
- Sound hunt



www.phonicsplay.co.uk



www.phonicsbloom.com


English LO: To innovate a character.

In the story Supertato the two main characters are

- Supertato
- Evil Pea


A hero and a villain. Over the next few weeks we are going to be writing our own superhero story. So, today we are going to be looking at innovating (creating) our own vegetable super hero and villain.

Before innovating your characters I want you to think about the characteristics of a hero and a villain. This might help you select your vegetables. Are they strong, sturdy, powerful?




English To innovate a character

You can either draw or make your new characters using real fruit or vegetables, felt tips and paper. I am going to draw mine.






Year 1: I would like you to draw or make your new superhero and villain.

Please can you write an explanation for why you picked that fruit or Vegetable.




Reception:

I would like you to draw or make your new superhero and villain. Please write their name next to them.

Sentence checklist <input checked="" type="checkbox"/>				
Capital letter A B C D E F G H I J K L M N O P Q R S T U V W X Y Z <input type="checkbox"/>	Finger spaces  <input type="checkbox"/>	Good letter formation  <input type="checkbox"/>	and  <input type="checkbox"/>	Punctuation .?! <input type="checkbox"/>

Year 1 Grammar : To understand how to use exclamation marks.

Watch the video below to find out more information about exclamation marks and how to use them.



<https://www.bbc.co.uk/bitesize/topics/z8x6cj6/articles/z3dcmmsg>

Once you have watched the video, complete the activity and quiz on the same page.


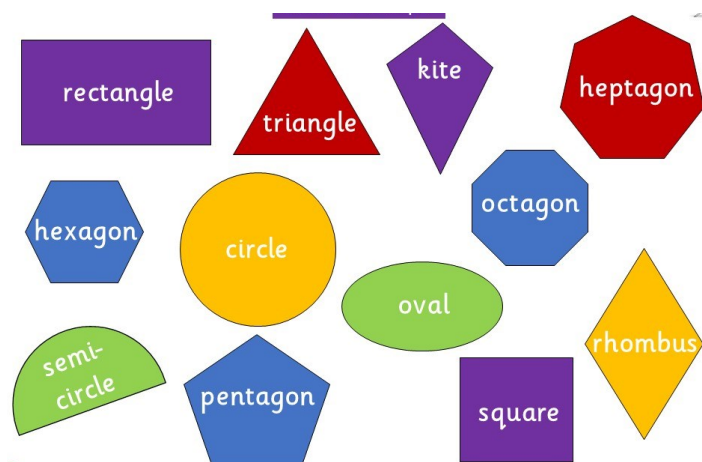
Maths LO: To identify 3D shapes

Today we are looking at 3D shapes.

You can read the following pages or watch Miss Nuttall's video here;

<https://www.youtube.com/watch?v=szgC2IDr6iU&feature=youtu.be>


Remember **2D shapes** are flat. You cannot pick them up. They are like the pictures you draw on a piece of paper. Remember **3D shapes** are solid shape, you can pick them up and hold them in your hands.



Maths LO: To identify cubes and cuboids

Today, we are looking at two types of 3D shapes.

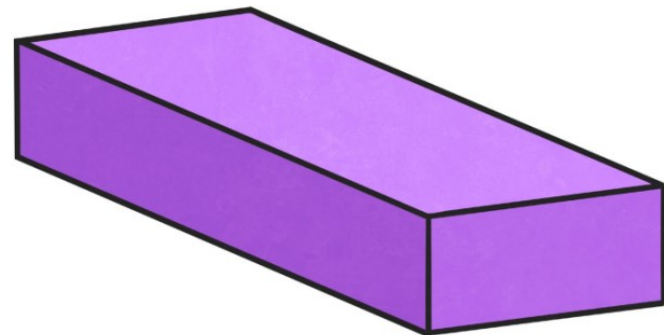
Cube



A cube has ...

- 8 vertices
- 12 edges
- 6 square flat faces

Cuboid



A cylinder has ...

- 8 vertices
- 12 edges
- 6 rectangular flat faces

Reception Maths: To identify cuboids.

Task:



Go on a shape hunt around your house, to find a selection of cuboids.

- Can you find 2 cuboids that are different sizes?
- Can you find me a cuboid with square faces?
- Can you find me a cuboid with only rectangular faces?
- Can you find me a cuboids that are different colours?

Year 1 Maths: To identify cubes and cuboids.

Task:

Go on a shape hunt around your house.

Can you find me a selection of cubes and cuboids and sort them into to piles?

Next look at the PowerPoint (click the left image) to deepen your understanding. Then complete the worksheet (click the right image).

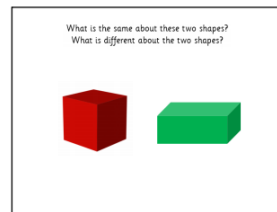
If you do not have a printer then make a list of cubes and cuboids in your book, describing them.

For example

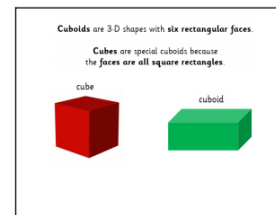
The red dice is a cube.

Unit 12 - Lesson 4 Teaching Tool.notebook



January 13, 2021



Initial Problem



Independent Learning




of

Friday 15th January

LO: To identify cubes and cuboids.

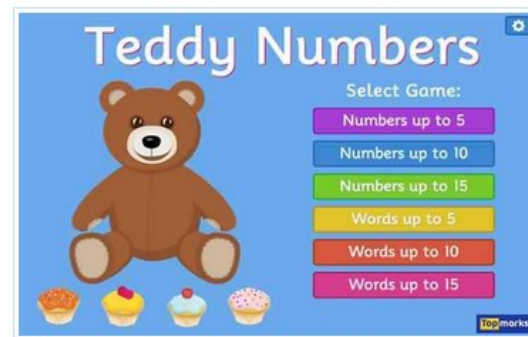
Independent Learning (put a tick ✓ on all of the cubes and two ticks ✓✓ on all of the cuboids)



Maths (Extra activities)


You can keep practicing your maths skills by;

- number songs with [Jack Hartmann on You tube](#)
- Playing maths games on [Top Marks](#)
- Playing maths games on [education.com](#)
- Making numerals out of household objects/
Lego
- Playing dominos
- Playing board games
- Playing cards



Art: Arcimboldo

Last Friday we began looking at the artist Arcimboldo, and you made a collage out of fruit and vegetables to make a portrait. Today, using Arcimboldo as inspiration again, I would like you to draw a portrait. But, this time I would like you to draw the objects as body parts and then colour them in.



The picture above is Miss Nuttall's portrait of a man. He has apple ears, cherry eyes, flower hair, an orange mouth, pear nose and leaf beard. I can't wait to see your creations.

Reading time


Today I would like you to take some time to enjoy a story.
I am giving you two choices.

You can read your own book or a book
from [Oxford Owl](#).

Or

You may watch Miss Nuttall read 'Pass the
Jam Jim' (Click the link below)

<https://www.youtube.com/watch?v=ASY-Gbj8T3o>



Handwriting

Today I would like you to practice your handwriting.

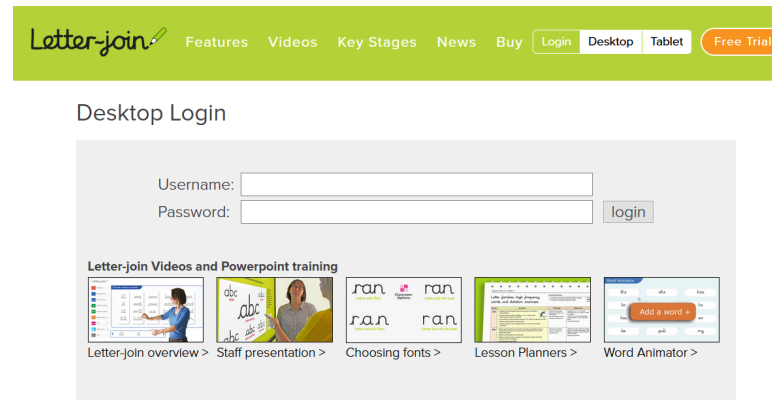
You can either practice writing your name in your book. (I have stuck an example on the front page of your remote learning book.

Or

You can spend some time exploring and practicing on letter join

<https://www.letterjoin.co.uk/login.html>

See today's email for the username and password.



The screenshot shows the Letter-join website interface. At the top is a green navigation bar with the logo and links for Features, Videos, Key Stages, News, Buy, Login, Desktop, Tablet, and a Free Trial button. Below this is a 'Desktop Login' section with input fields for Username and Password, and a 'login' button. Underneath is a section titled 'Letter-join Videos and Powerpoint training' with five thumbnail links: Letter-join overview, Staff presentation, Choosing fonts, Lesson Planners, and Word Animator.

P.E

Visit our 'PE at Home' page for your P.E challenge with Mr Ashworth



<https://www.st-philips.lancs.sch.uk/page/pe-at-home/89749>

Or try clicking on the images below for an alternative.



<https://www.youtube.com/user/CosmicKidsYoga>



<https://www.youtube.com/user/thebodycoach1>



<https://primarypeplanning.com/home-pe>

Worship

Visit our 'Worship at Home' page for our daily worship



<https://www.st-philips.lancs.sch.uk/page/worship-at-home/89768>