

# Nelson St Philip's C of E Primary School

*We love to learn. We learn to love. We love and learn together*



## Class Pendle

### Remote Learning

*Thursday 14th January 2021*

Daily Lesson Timetable	Year 1 (approximately)	Reception (approximately)
Phonics	20 minutes	20 minutes
English	45 minutes	30 minutes
Maths	55 minutes	30 minutes
Art	45 minutes	30 minutes
Reading time	30 minutes	15 minutes
Spelling	10 minutes	10 minutes
PE	30 minutes	30 minutes
Worship	15 minutes	15 minutes

Mrs Variyam's Phonics Can you read these words?

Today's sound is ... w

Remember start on the line, down  
up, down up.

Watch your lesson here

[https://www.youtube.com/watch?v=pZv-P4k\\_1Oo](https://www.youtube.com/watch?v=pZv-P4k_1Oo)

Can you write these words in your book?



# Miss Nuttall's Phonics

Today's sound is the digraph... nk

Can you read these words?

nk

I think I stink! NK!



Watch your lesson here

[https://www.youtube.com/watch?v=PhP\\_KFliL34](https://www.youtube.com/watch?v=PhP_KFliL34)

**wink**  
**link**  
**think**  
**bank**  
**dunk**

Can you write these words in your book?



Mrs Hussain's Phonics

Today's sound is the digraph... oy

oy

Toy for a boy! OY!



Watch your lesson here

<https://www.youtube.com/watch?v=TmclWZH9Q9w>

Can you write these words in your book?



Family

Can you read these words?

**zoy**

**floy**

**loyal**

**ahoy**

**destroy**

## Extra Phonics

Remember you can always use games to practice your phonics

- Tricky word snap
- I spy
- Sound hunt



[www.phonicsplay.co.uk](http://www.phonicsplay.co.uk)



[www.phonicsbloom.com](http://www.phonicsbloom.com)

## English LO: To identify features of a fiction story.

Supertato is a fiction book. What does this mean? It means it is a story, which is not real.

When we looked at the story of Zog we talked about the features of fiction book. The things we find in most story books.



Can you remember what they are?

- 2 main characters
- A setting ( Where the story happens)
- A problem
- A solution
- And a happy ending.



# English To identify key events in a story.




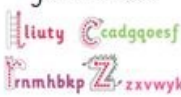

Year 1: complete the questions below. Answer in full sentences.

- 1) Who are the two main characters in the story *Supertato*?
- 2) Where is the story *Supertato* set?
- 3) What is the problem in the story?
- 4) How do they fix the problem?
- 5) What is the happy ending of the story?

## Reception:

Please can you draw and label the two main characters and the setting from the story *Supertato*?

Is *Supertato* set in a forest? On a beach? ...

Sentence checklist <input checked="" type="checkbox"/>				
Capital letter A B C D E F G H I J K L M N O P Q R S T U V W X Y Z <input type="checkbox"/>	Finger spaces  <input type="checkbox"/>	Good letter formation  <input type="checkbox"/>	and  <input type="checkbox"/>	Punctuation . ? ! <input type="checkbox"/>



Maths LO: To identify, draw and describe 2D shapes.

Today we are looking at 3D shapes.

You can read the following pages or watch Miss Nuttall's video here;

<https://www.youtube.com/watch?v=TFIMWsUfPns&feature=youtu.be>

What is a 2D shape?

A 2D shape is flat. You cannot pick it up. It is like the picture you draw on a piece of paper.

What is a 3D shape?

A 3D shape is a solid shape, you can pick it up and hold it in your hands.

Maths LO: To identify, 3D shapes.

Today, we are looking at two types of 3D shapes.


Sphere



A Sphere has ...

- 0 vertices
- 0 edges
- 1 curved face.

Cylinder



A cylinder has ...

- 0 vertices
- 2 edges
- 1 curved face.
- 2 flat circular faces

## Year 1 Maths: To identify spheres and cylinders.

### Task:

Go on a shape hunt around your house,

Can you find me a selection of spheres and cylinders?

Next complete this sheet.

Click the image to open the document. If you do not have a printer write a description on the correct shapes into your book. For example, the pink football is a sphere.

1) Tick all the spheres in this box



2) Tick all the cylinders in this box



## Reception Maths: To identify spheres

### Task:



Go on a shape hunt around your house,

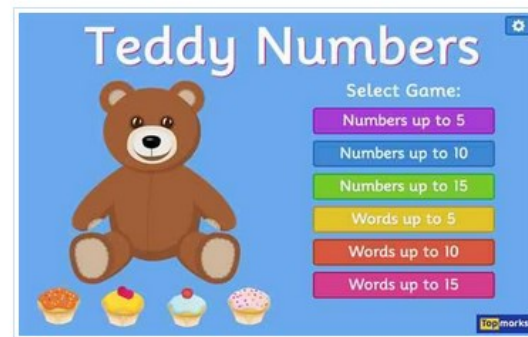
Can you find me a selection of spheres including;

- 2 spheres that are different sizes?
- 2 spheres that are different colours?


# Maths (Extra activities)

You can keep practicing your maths skills by:

- number songs with [Jack Hartmann on You tube](#)
- Playing maths games on [Top Marks](#)
- Playing maths games on [education.com](#)
- Making numerals out of household objects/  
Lego
- Playing dominos
- Playing board games



Science: To name the body part associated with sight.



Our eyes....

What do they do?

Without them we wouldn't be able to.....

That's right, we wouldn't be able to see. Our eyes help us to see. Seeing (sight) is one of our 5 senses. Over the next few weeks we will be learning about each of our senses and how they each help us.

Watch this short video about our eyes.

<https://www.bbc.co.uk/bitesize/clips/z2yd2p3>

## Science: To name the body part associated with sight.

### Task

Have a look around you.

What can you see that is close to you?

What can you see that is far away from you?

Perhaps you could look out of the window.

Reception: draw the objects that you can see.

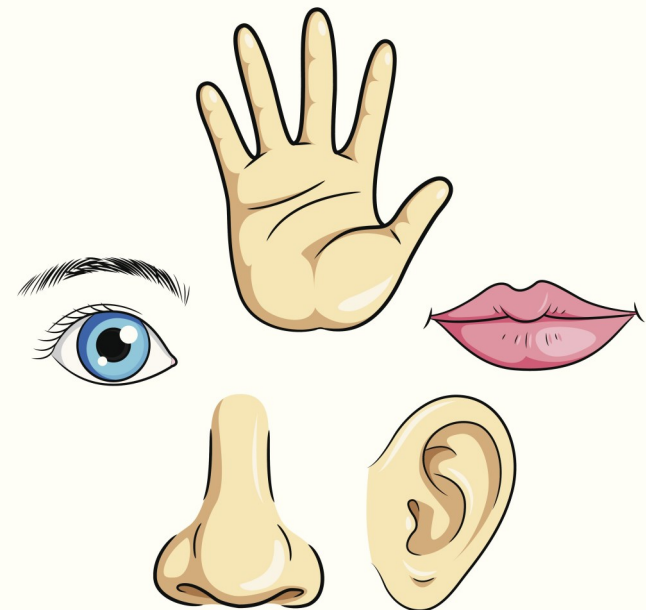
Year 1: draw and label the objects that you can see.

For a bit of fun, you could play I spy. But instead of saying I spy something beginning with 'a' try and describe the object instead.

I spy with my little eye, something brown and fluffy with 2 arms... A teddy bear.

### Challenge:

Can you name the other 4 senses?



# Reading time

This week we are going to continue developing our inference skills. Inference means we use clues from the pictures and text to work out an answer.



**Circle** what makes him think that.

**Explain** what makes him think that.



**Circle** what makes him think that.

**Explain** what makes him think that.

Reception, your adults can write your answers for you. But, you need to do the thinking. Year 1 you can write your answers in your remote learning book. Adults use the sentence "tell me more." to encourage children to add more detail to their answers.



## Spellings

It's time to practice spelling our high frequency words

### Reception

1. in
2. on
3. him
4. can
5. not

### Year 1

1. his
2. full
3. both
4. told
5. fast

Adults ...

Read the word

Put it in a sentence

Repeat the word.

The children only need to write the word not the full sentence.

*"cat. The cat was chasing the mouse.*

# P.E

Visit our 'PE at Home' page for your P.E challenge with Mr Ashworth



<https://www.st-philips.lancs.sch.uk/page/pe-at-home/89749>

Or try click on the images below for an alternative



<https://www.youtube.com/user/CosmicKidsYoga>



<https://www.youtube.com/user/thebodycoach1>



<https://primarypeplanning.com/home-pe>

# Worship

Visit our 'Worship at Home' page for our daily worship



<https://www.st-philips.lancs.sch.uk/page/worship-at-home/89768>