

Nelson St Philip's C of E Primary School

We love to learn. We learn to love. We love and learn together



Class Pendle

Remote Learning

Wednesday 13th January 2021

Daily Lesson Timetable	Year 1 (approximately)	Reception (approximately)
Phonics	20 minutes	20 minutes
English	45 minutes	30 minutes
Maths	55 minutes	30 minutes
History/ UTW	45 minutes	30 minutes
Reading time	30 minutes	15 minutes
Spelling	10 minutes	10 minutes
PE	30 minutes	30 minutes
Worship	15 minutes	15 minutes

Mrs Variyam's Phonics

Today's sound is ... y



Remember start on the line, down a horn, up a horn and under his head.

Watch your lesson here

https://www.youtube.com/watch?v=f3-8Ehp_9Zo

Can you read these words?


yap

yet

yes

yell

Can you write these words in your book? These are tricky, but try your best.



Miss Nuttall's Phonics

Today's sound is the diagraph... ng



Thing on a String! NG!

Watch your lesson here

<https://www.youtube.com/watch?v=7ZF2qAEZVeQ>

Can you write these words in your book?



Can you read these words?

wing

hang

song

rung

rang

Mrs Hussain's Phonics

Today's sound is the digraph... ir

OU


Shout it out" OU!



Watch your lesson here

<https://www.youtube.com/watch?v=SB2PcmYsJgg>

Can you write these words in your book?



Can you read these words?

round
sound
ground
found

Extra Phonics

Remember you can always use games to practice your phonics

- Tricky word snap
- I spy
- Sound hunt



www.phonicsplay.co.uk



www.phonicsbloom.com

English LO: To identify key events in a story.

So far we have been looking at the story 'Supertato' in small sections.

Today we are going to look at the WHOLE story!

To complete your task today you will need to read the whole story again.

You can either read it by clicking on the front cover, or follow the link below to watch the story being read aloud.

<https://www.youtube.com/watch?v=QlaMeNmTG6c>

Have a think which characters do we meet in Supertato?

What happens at the beginning, middle and end?

How is the problem solved?

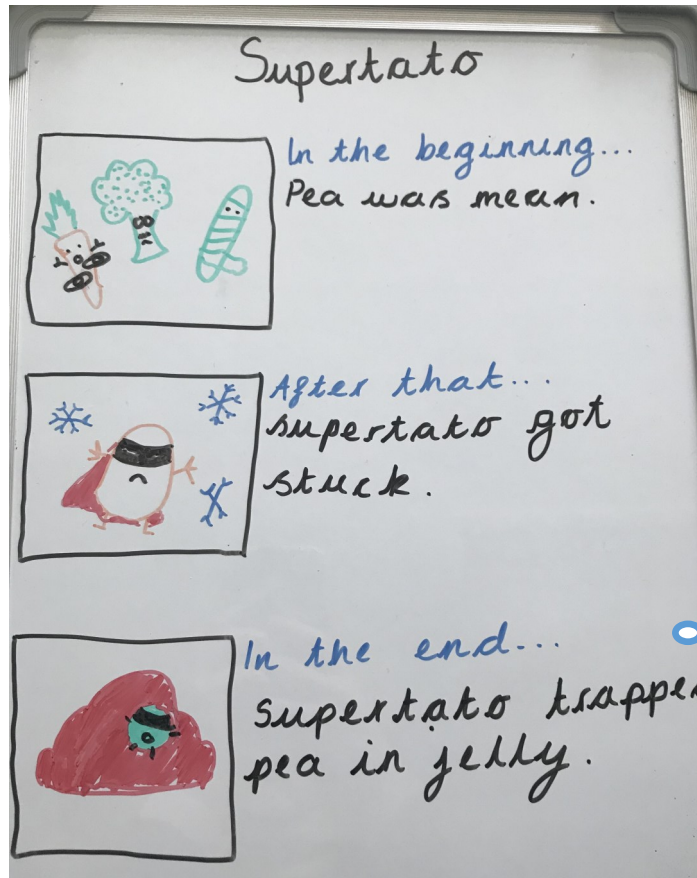
Task:

Reception I would like you to draw me 3 pictures from the story Supertato (the beginning, middle and end) with a short caption. Year 1 I would like you to draw 5 pictures to show me the beginning, middle and end of Supertato. With a full detailed sentence to match each one. See my examples on the next slide...

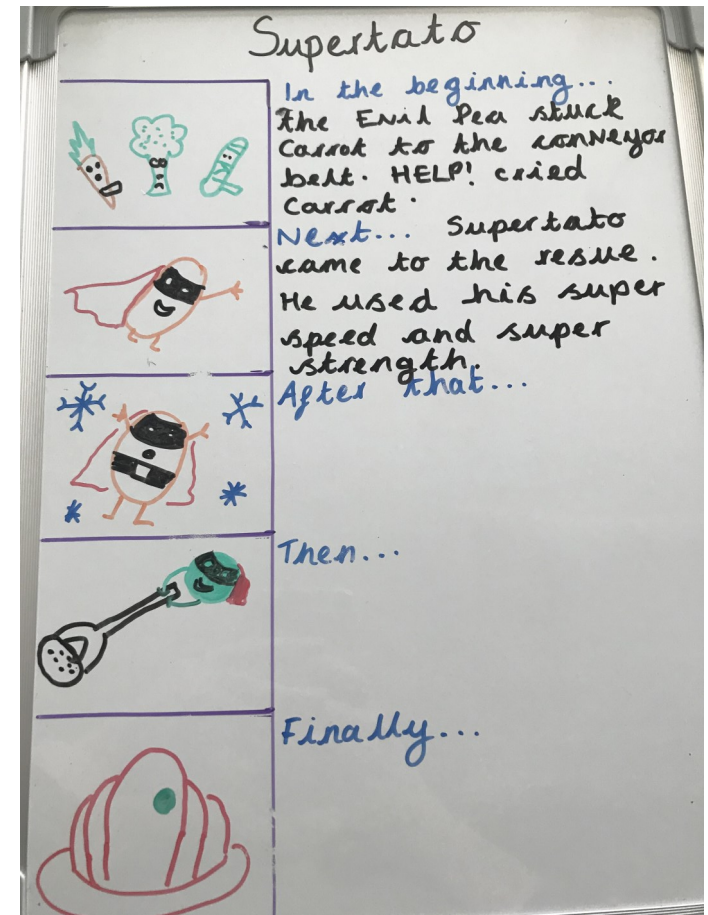


English To identify key events in a story.

Year 1, remember to use all of your year 1 skills from the checklist. You can use the blue words as sentence starters.



I am sorry, I am not a very good artist :)




Reception, try and use your Fred fingers, finger spaces and full stops. If you can't write the full word just try and write the first sound of each word. Adults can write the blue writing for you. Please write above what your child has written if it is unclear. At this age it is totally normal for your child's writing to be a little unclear if it is independent (which is what we aim for).

Sentence checklist <input checked="" type="checkbox"/>				
Capital letter A B C D E F G H I J K L M N O P Q R S T U V W X Y Z <input type="checkbox"/>	Finger spaces <input type="checkbox"/>	Good letter formation <input type="checkbox"/>	and <input type="checkbox"/>	Punctuation . ? ! <input type="checkbox"/>


Maths LO: To identify, draw and describe 2D shapes.

We have looked at a number of 2D shapes and their properties.

2D Shape Word Mat




circle



rectangle



triangle




oval



octagon



square



heptagon



pentagon



hexagon

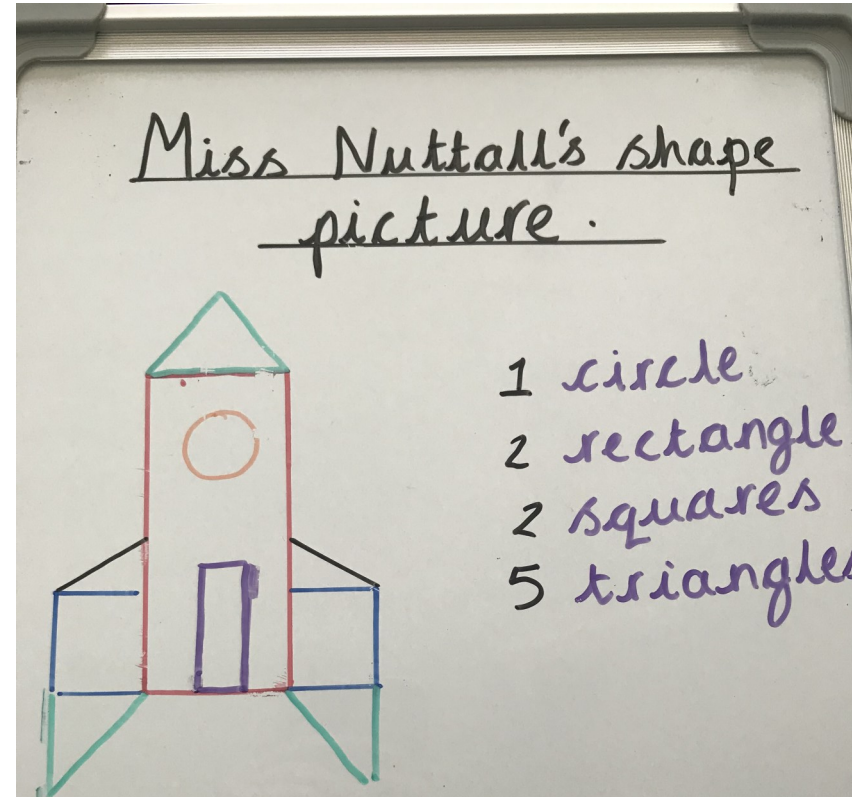




Today is our last day of 2D (flat) shapes before we move onto 3D shapes.

Reception Maths: To identify and draw 2D shapes.

Task:

2D Shape Pictures



Draw a picture, using squares, rectangles, triangles and circles. Once you have completed your drawing I would like you to make a list of the shapes you have used and count how many of each you have used. See my example above.

Remember squares, rectangles and triangles have straight lines. Use a ruler if you have one. What will you draw?

Year 1 Maths: To identify and describe 2D shapes.

Task: Read the riddles carefully. Can you work out which 2D shape is being described?

1) **What Am I?**

I am a 2D shape.

I have four sides.

I have four equal corners.

All four sides are the same length.

2) **What Am I?**

I am a 2D shape.

I have two sides.

I have one straight side.

I have one curved side.

3) **What Am I?**

I am a 2D shape.

I have one side.

My only side is curved.

I do not have any vertices.

4) **What Am I?**

I am a 2D shape.

I have five sides.

I have five vertices.

All of my sides are straight.

4

Now write your own riddle for a triangle, hexagon and an oblong. Use the riddles above to help you.

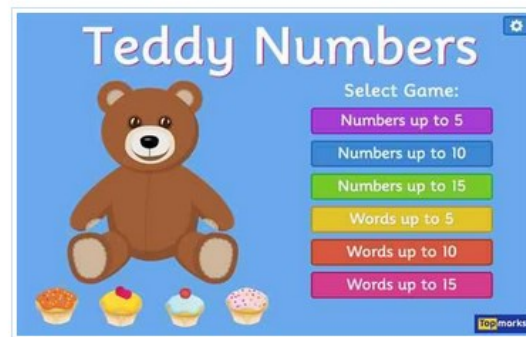
Year 1 Maths Answers

- 1) Square
- 2) Semi circle
- 3) Circle
- 4) Pentagon.

Maths (Extra activities)

You can keep practicing your maths skills by;

- number songs with [Jack Hartmann on You tube](#)
- Playing maths games on [Top Marks](#)
- Playing maths games on [education.com](#)
- Making numerals out of household objects/ Lego
- Playing dominos
- Playing board games
- Playing cards



History: Significant people from the past.

In History this half term we are going to be looking at a famous person.

We are going to be Historical Detectives, trying to find out who they are and why they are famous?



Adults... using these questions & statements will help your child get the most information out of the pictures.

What can you see...?

Tell me more...

What do you think that shows/ means then?




History: Significant People from the Past.

All of these pictures represent the same lady. Look at them carefully.

Who do you think she is?

What do you think her job is?

This lady looks different in all of these representations of her. In the past not everyone had a camera and it was very expensive to have your photograph taken. This means it is hard to know exactly what people in the past looked like.



History: Significant people from the past.

Now have a look these images and some of her belongings. Do you still think she is the same person? Do you still think she has the same job? Or would you like to change your mind?



History: Significant people from the past.

Reception: Tell your adult who do you think this lady is ? What is her job?

Year 1: Can you please write a prediction in your book.

I think this lady is called.... I think her job is because

AFTER you may watch the following clip to find out the answer.


<https://www.bbc.co.uk/bitesize/topics/znsqnr/articles/znsct39>

Were your predictions correct?



Reading time

This week we are going to continue developing our **inference** skills. Inference means we use clues from the pictures and text to work out an answer.



Circle what makes him think that.

Explain what makes him think that.



Circle what makes him think that.

Explain what makes him think that.

Reception, your adults can write your answers for you. But, **you** need to do the thinking. Year 1 you can write your answers in your remote learning book. Adults use the sentence "tell me more." to encourage children to add more detail to their answers.

Spellings

It's time to practice spelling our decodable (green) words

Reception

1. dad
2. mum
3. up
4. big
5. it

Year 1

1. put
2. push
3. pull
4. find
5. most

Adults

Read the word

Put it in a sentence

Repeat the word.

The children only need to write the word not the full sentence.

“cat. The cat was chasing the mouse.

Write the word cat.”

P.E

Visit our 'PE at Home' page for your P.E challenge with Mr Ashworth



<https://www.st-philips.lancs.sch.uk/page/pe-at-home/89749>

Or try click on the images below for an alternative



<https://www.youtube.com/user/CosmicKidsYoga>



<https://www.youtube.com/user/thebodycoach1>



<https://primarypeplanning.com/home-pe>

Worship

Visit our 'Worship at Home' page for our daily worship



<https://www.st-philips.lancs.sch.uk/page/worship-at-home/89768>