

# Nelson St Philip's C of E Primary School

*We love to learn. We learn to love. We love and learn together*



## Class Barley

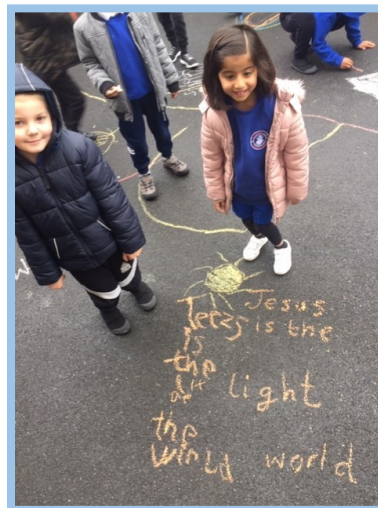
Remote education

*Wednesday 13th January 2021*

Daily Lesson Timetable	Time (approximately)
Worship	15 minutes
Phonics	20 minutes
English	45 minutes
Fluent in 5	10 minutes
Maths	45 minutes
Daily PE challenge	10 minutes
PSHE	30 minutes
Reading time	20 minutes

# Worship

Click on the dove (a symbol of peace) to take you to today's worship. I'd love to hear your thoughts and reflections so please email any evidence that you have. It could be a written prayer, an object or a picture that you have made, or a photograph of your worship.



## Phonics groups

Your child will know which group they are in for phonics. Please follow the plan for the group your child is in as this is tailored to their individual phonics assessment.

If you feel that your child is progressing well, then try the next group up for a challenge. If you feel that the lesson was too difficult, then you can always try the group below.

It is important to remember that all children will secure sounds at different paces, therefore, if there is a particular sound you wish to recap and secure, then please do so. There will also be activities for consolidation of previous sounds as children have to recognise sounds and words as well as learn how to spell them using the correct graphemes.

Please also continue to practise the Common Exception Words for your year group. These are words that children must be able to read and write by the end of the year and the children were making amazing progress in these last half term. To consolidate this further, you can ask your child to put these words into oral and written sentences.

Thank you

# Miss Peel's Group (Phase 6)

Focus: homophones

Read the different /ou/ sounds: *ow ou ough*

Compare the homophones *flour* and *flower*. How are they different? Draw a picture to represent each word.



Teacher time! Can you check and mark the sentences below? Are they correct?

The flowers in the garden were growing beautifully.

You need to use flower to make a cake.

My mother bought me some sweet smelling flours when I was poorly.

Make four of your own sentences using the flour/ flower homophones.

# Mr Ashworth's Group (Phase 5 Set 1)

Focus sounds: ee, ea and split digraph e-e

Phoneme spotter! Can you read and colour all the different /e/ words on the post-card?

To Pete,

I had the best evening. Can I tell you all about it?

I went to a theme park. The rollercoaster was extreme! We went up so high. It made my dad feel sick and he had to rest on the concrete floor!

Then, we had Cantonese food for tea. We had egg rolls that made me say, "YUM!" My sister says that Japanese food is better but I disagree.

Will you come with us next time, Pete?

Hugs from,

Eve xxx



Pete Smith,

Flete Street,

Lea,

PR2 4EE



# Mrs Mahmood's Group (Phase 3-4)

Can you spot which words are real and which are nonsense below?

Fill in your key with a different colour for real words and nonsense words and then colour in the correct boxes below.

Real Words	<input type="checkbox"/>	Nonsense Words	<input type="checkbox"/>
------------	--------------------------	----------------	--------------------------



air	chair	thair	trair
mairs	fair	zair	lair
thairn	kairsh	hair	shairm
vairs	pair	jair	nairs

Focus sound:

air

Tricky words to

recap:

all are

# Year 1 and 2 Common Exception Words

## Year 1

the	they	one
a	be	once
do	he	ask
to	me	friend
today	she	school
of	we	put
said	no	push
says	go	pull
are	so	full
were	by	house
was	my	our
is	here	
his	there	
has	where	
I	love	
you	come	
your	some	

## Year 2

door	gold	plant	clothes
floor	hold	path	busy
poor	told	bath	people
because	every	hour	water
find	great	move	again
kind	break	prove	half
mind	steak	improve	money
behind	pretty	sure	Mr
child	beautiful	sugar	Mrs
children	after	eye	parents
wild	fast	could	Christmas
climb	last	should	everybody
most	past	would	even
only	father	who	
both	class	whole	
old	grass	any	
cold	pass	many	



# English

LO: To make connections between a text

Read the first three pages of *Man on the Moon* by Simon Bartram with an adult.



This is **Bob**. Perhaps you've heard people talk of him. You may know him better as the **Man on the Moon**.

# English

LO: To make connections between a text



This is where Bob lives. Every morning he rises at six o'clock. He has a cup of tea and two eggs for breakfast, before leaving for the rocket launch-pad. On the way he stops to buy a newspaper and some chocolate toffees.

He's on his way to work...



...on the MOON!

# English

LO: To make connections between a text



By eight o'clock Bob arrives at the launch-pad, changes into his special Man on the Moon suit and boards his fantastic rocket ship.

He must make sure he leaves by a quarter to nine, otherwise he wouldn't make it to the Moon by nine.

on the way he reads the newspaper and does the crossword.



# English

LO: To make connections between a text

Bob certainly likes to have a routine! Today, you're going to think about your own daily routine and write it down. I have made an example below to support you.

Remember to use a range of time adverbials (time words) to help you sequence the events.

First, I wake up and go to the bathroom to have a wash and get dressed for school.

Then, I go downstairs to make my breakfast and have a cup of sweet, warm tea.

After that, I brush my teeth and I drive safely to school to see my wonderful children in Class Barley.

## Time adverbials

First,

Then,

Next,

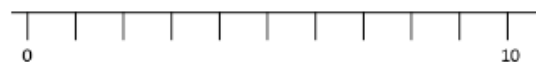
After that,

In the evening,

At 8 o'clock

Use...

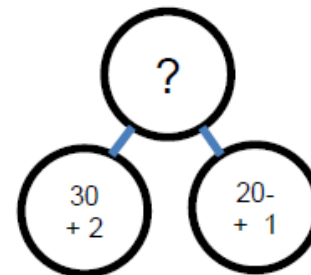
A.  $34 - 11 = ?$



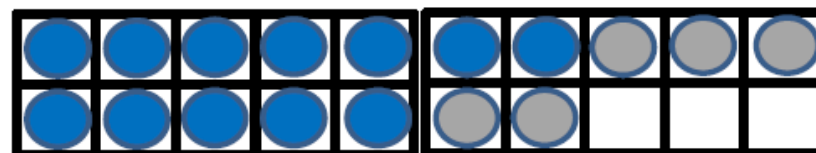
A number line

...to help yo

B.  $32 + 21 = ?$

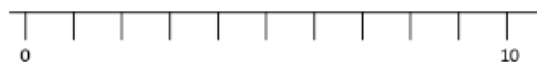


C.  $17 - 5 = ?$



Use...

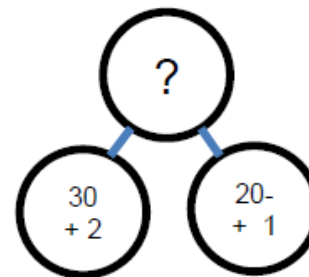
$$A. 34 - 11 = 23$$



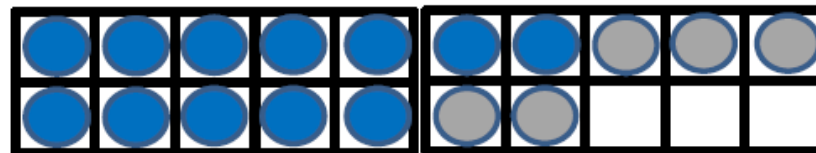
A number line

...to help you

$$B. 32 + 21 = 53$$



$$C. 17 - 5 = 12$$



A.  $8 \times 2 =$



B.  $20 - ? = 12$

Use...



Base 10

...to help you

C.  $\frac{3}{4}$  of 8 =





THIRD SPACE  
LEARNING

Year 2

Week 14 – Day 3 (Answers)

$$A. 8 \times 2 = 16$$



$$B. 20 - 8 = 12$$

Use...



Base 10

...to help you

$$C. \frac{3}{4} \text{ of } 8 = 6$$





Maths LO: To find a quarter of an quantity (varied fluency)

Year 1



## Finding a quarter of quantities



Fractions Year 1



Recognise, find and name a quarter as one of four equal parts of a quantity.

Click on the image  
to watch the online  
lesson.

Now, complete the tasks below:

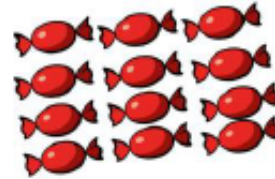
Share each quantity into four equal groups.



There are \_\_\_ cakes.

There is \_\_\_ cake in each quarter.

A quarter of \_\_\_ is \_\_\_



There are \_\_\_ sweets.

There are \_\_\_ sweets in each quarter.

A quarter of \_\_\_ is \_\_\_



There are \_\_\_ peaches.

There are \_\_\_ peaches in each quarter.

A quarter of \_\_\_ is \_\_\_

Use a range of containers and rice/water.

Can you show me a quarter full in each container?

Do they look the same or different?

Use counters to complete the sentences.

A quarter of 4 is \_\_\_

A quarter of 8 is \_\_\_

1 is one quarter of \_\_\_

3 is one quarter of \_\_\_

# Maths LO: To find a quarter of an object (varied fluency)

Year 1

## Reasoning and problem solving activities (task 2)

Mr. White has asked his class to put one quarter of the balls into the hoop.



Teddy

I'm going to put one ball in the hoop.

I'm going to put three balls in the hoop.



Whitney



Tommy

I'm going to put four balls into the hoop.

Who is correct? Can you explain any mistakes made?

### Parent answer notes

Whitney is correct because one quarter of 12 is 3

Teddy has misinterpreted **one** quarter to just mean one.

Tommy knows that quarters are linked to fours but hasn't split the balls into four equal groups.

Maths LO: To find a third ( $\frac{1}{3}$ ) of a shape

## Year 2

When you find a third of a shape, number or quantity, it is important to share equally between three groups.



Primary School Made Easy  
accessible, achievable, bitesize learning



Recognise, name and write  $\frac{1}{2}$   $\frac{1}{3}$   $\frac{1}{4}$   $\frac{2}{4}$  and  $\frac{3}{4}$



Fractions Year 2

Recognise, name and write  $\frac{1}{2}$   $\frac{1}{3}$   $\frac{1}{4}$   $\frac{2}{4}$  and  $\frac{3}{4}$



Click on the image to watch the online lesson.


Now complete the tasks on the next page.

Maths LO: To find a third ( $\frac{1}{3}$ ) of a shape

## Year 2 Task

Three friends are sharing a pizza.

The pizza is split into \_\_\_\_ equal parts.



Each part is worth a \_\_\_\_\_.

This is the same as

Key questions:


How many thirds make a whole?

Shade  $\frac{1}{3}$  of each shape.



What is the same? What is different?

Which shapes represent one third?



Explain why the other circles do not represent one third.

In  $\frac{1}{3}$  what does the digit 1 represent?

What does the digit 3 represent?

represent?

## Maths (additional activities)



Watch the video and practise counting forwards to 100 with Jack, whilst keeping fit at the same time!

$$6 + \_ = 10$$

$$3 + \_ = 10$$

$$2 + \_ = 10$$

$$10 = 7 + \_$$

$$10 = 1 + \_$$

Find the missing numbers.

Can you complete missing numbers in the sequences?

$$6 \_ 10 \_ 14 \_ \_ 20$$

$$5 \_ 15 \_ 25 \_ \_ 40$$

# Daily PE challenge

Come and exercise with a challenge session delivered by  
Mr Ashworth!

Click on the tennis ball to access the video link for today's  
challenge.



## PSHE LO: To think about things that are the most important to me

Part of coping with times of change or stress is ensuring that we try to think **positively**. This means looking for opportunities in every situation, no matter how challenging or difficult they are.

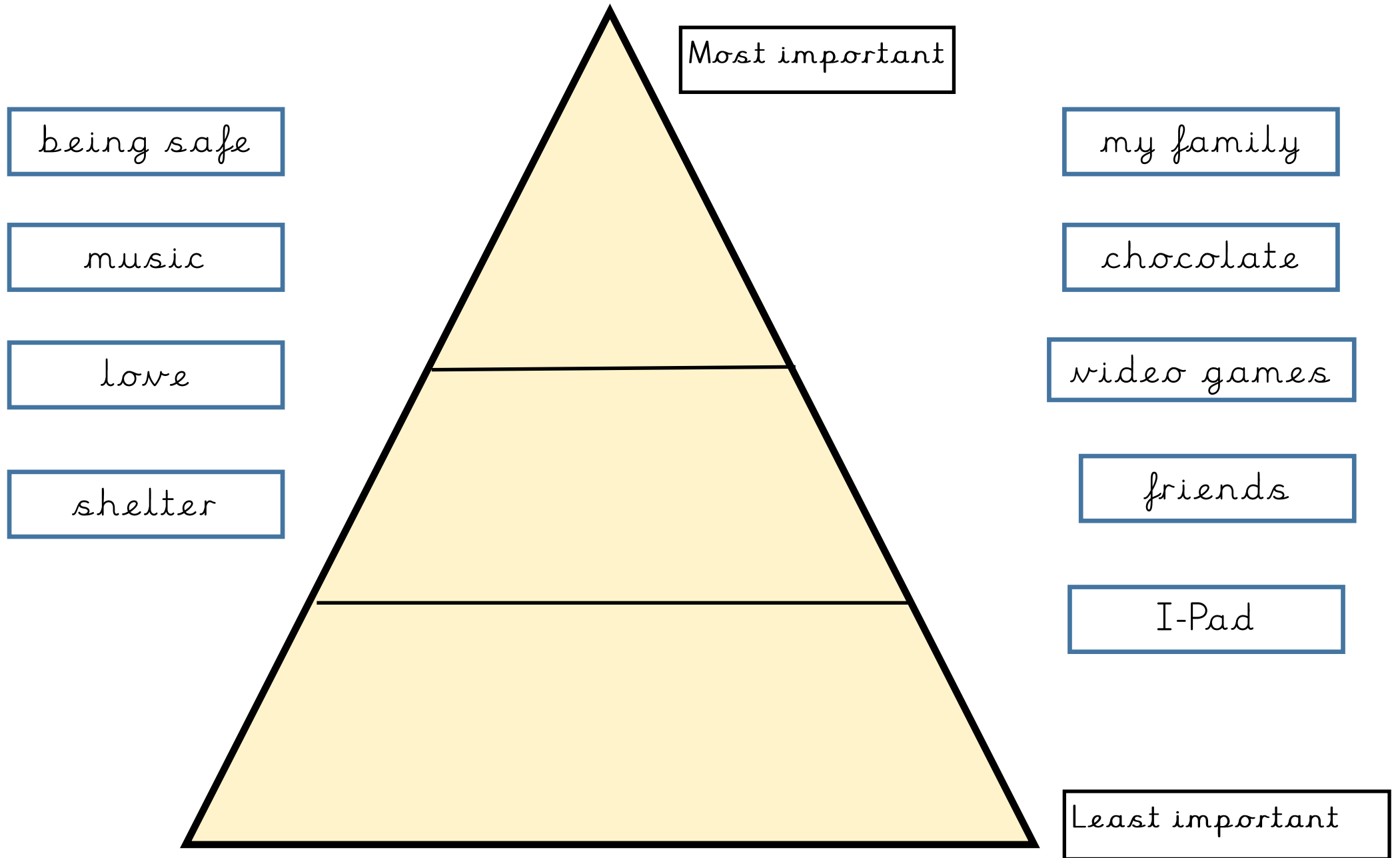
This can help you to:

- Think about what is important to you;
- Value people over 'things';
- Know how important your health and wellbeing are; and
- Know how much you are all loved.



**Task:** On the next page, you will find a pyramid of priorities. Priorities are things that are the most important to you. Cut or copy the words onto your pyramid and order them from the most important to the least. There are no right or wrong answers because it is personal to you. You can even add your own to your pyramid. Share your answers with an adult in your home.

PSHE LO: To think about things that are the most important to me





# Reading time

Choose a story, book or magazine from your home. Read it to an adult and discuss your favourite part.

You can always choose an online e-book story that matches your current reading book band. Click on the website/ image below. It is free to register if you don't already have an account:

<https://www.oxfordowl.co.uk/for-home/find-a-book/library-page/>

