

Nelson St Philip's C of E Primary School

We love to learn. We learn to love. We love and learn together



Class Barley

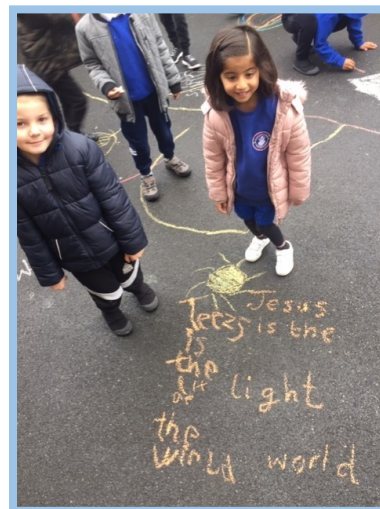
Remote learning

Thursday 7th January 2020

Daily Lesson Timetable	Time (approximately)
Worship	15 minutes
Phonics	20 minutes
English	45 minutes
Fluent in 5	10 minutes
Maths	45 minutes
Daily PE challenge	5-10 minutes
Computing	45 minutes
Reading time	20 minutes

Worship

Click on the dove (a symbol of peace) to take you to today's worship. I'd love to hear your thoughts and reflections so please email any evidence that you have. It could be a written prayer, an object or a picture that you have made, or a photograph of your worship.



Year 1

Yesterday, you were introduced to the sound *au*. Say the sound out loud. Now say it in a posh voice, a jolly voice and a scary voice.

Practise reading the words below. Copy them down and draw the sound buttons:

launch autumn haunt

jaunt cause pause

Read the sentences and then make 2 of your own using 'au' words:

I arrived at the haunted house.

In autumn, leaves fall from the trees.

Revise tricky word: could

Year 2- Lesson focus: Sound 'n' with graphemes kn/gn

Read the following words containing *kn/ gn*. Notice that these sounds come at the beginning of the words.

knowing knitting knife knot

knobbly knee gnat gnaw gnome

Using the words above, write down four sentences of your own. Read back each sentence and highlight the focus grapheme by drawing the sound button. These two letters make one sound.

Practise tricky word: father

English

LO: To plan an innovated story (based on the traditional tale of Aladdin)

In class, you re-told the story of Aladdin. Today, you are going to plan your own innovated version. Innovation is where you change part of a well rehearsed story to make your own.

Choose two things that you are going to change in your own version. This could be:

- A different character (Aladdin, the Princess or the wicked sorcerer)
- Where the story takes place (London, Pakistan, Poland)
- The magical lamp (a magic cup, a box you find, a suitcase)
- The ending of the story- does it have a happy ending?
- The genie- you could use your own genie that you made in yesterday's session

Before you write a story, it is important that you spend time planning your ideas. Authors do not just simply begin to write their story books- they take time to think about their ideas and map out the events.


On the next slide, you will find a story map that you can use to draw and plan out your ideas. Annotate this with key words/ sentence starters that you want to include in your story (just like we do in class).

In tomorrow's lesson, you will use this story map to support you in writing your own story.

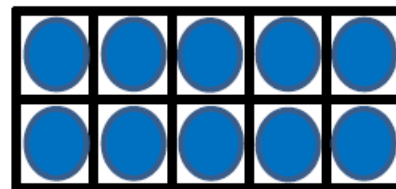
English (resource)

LO: To plan an innovated story (based on the traditional tale of Aladdin)

Story map

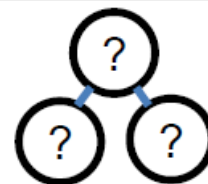


A. Half of 10 = ?



B. $12 + 14 = ?$

Use...



Part-Whole Model

...to help you

C. $3 + 2 = ?$



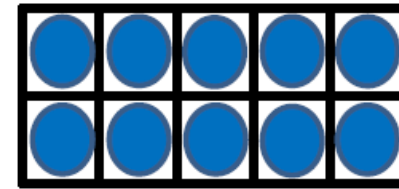


THIRD SPACE
LEARNING

Year 1

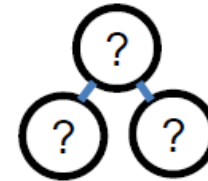
Week 13 – Day 3 (answers)

$$\text{A. Half of } 10 = 5$$



$$\text{B. } 12 + 14 = 26$$

Use...



Part-Whole Model

...to help you

$$\text{C. } 3 + 2 = 5$$





THIRD SPACE
LEARNING

Year 2

Week 13 – Day 3

$$A. 5 \times 5 =$$

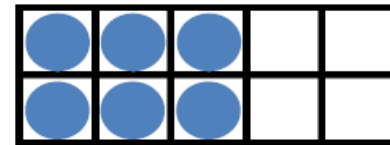
Use...




Number shapes

...to help you

$$B. 6 + ? = 10$$



$$C. 9 \times 5 =$$





THIRD SPACE
LEARNING

Year 2

Week 13 – Day 3 (Answers)

$$A. 5 \times 5 = 25$$

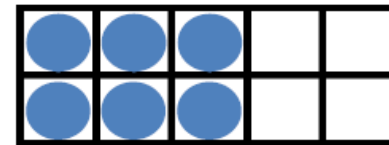
Use...




Number shapes

...to help you

$$B. 6 + 4 = 10$$



$$C. 9 \times 5 = 45$$



Maths LO: To find a quarter

Year 1 Please download the PowerPoint for today's teaching slides. Complete the independent activities in your books.



Ready-to-go Lesson Slides Year 1

Fractions
Lesson 4

Sur

Maths 10: To use < less than and > greater than symbols to compare numbers to 20

Year 2 Please download the PowerPoint for today's teaching slides. Complete the independent activities in your books.

Ready-to-go Lesson Slides

Year 2

Addition and Subtraction

Lesson 3

To compare number sentences with numbers within 20

Maths (additional activities)



Newcastle mascot, Maggie Magpie has a song and movement routine to help you learn all about number patterns.

This is a great refresher for pupils and will get them physically active too.

Click on the image to watch the video

Daily PE challenge

Come and exercise with a challenge session delivered by
Mr Ashworth!

Click on the tennis ball to access the video link for today's
challenge.



Computing

LO: To use a paint software to create a design

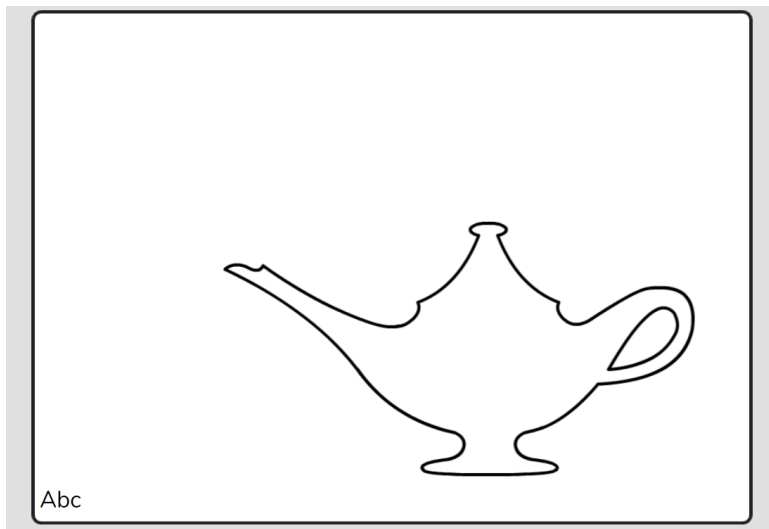
Log into your Purple Mash account with your username and password.



2Dos

Select your 2do activities where I have given you the instructions for today's tasks.

Learning task-lamp designs



Fun time challenge!

Aladdin

Like so many things, it's what's inside, not what's outside, which counts.

En Li


Put yourself into the role of Aladdin. Show their thoughts in the speech bubble.

Computing

LO: To use a paint software to create a design

If you do not have access to Purple Mash, why not create your own magical lamp using different craft resources. You could use colours/ different patterns, fabric, rice or sand.

Lamp template



Reading time

Spend time reading one of your home school reading books. It is important to re-read these books so that you can build fluency in word decoding and also comprehension. Today, I'd like you to focus on vocabulary. Use the focus questions to help you explore the new words.

How does this word/
description make
you feel?

Can you think of
another way of
saying _____?

Can you give me
another sentence with
the word _____
in it?

Can you read around
this word to work out
what it means?

Can you find any noun
phrases used to
describe _____?

Can you find any
adjectives used to
describe _____?