

# Nelson St Philip's C of E Primary School

*We love to learn. We learn to love. We love and learn together*



## Class Barley

### Home learning

*Tuesday 5th January 2020*

Daily Lesson Timetable	Time (approximately)
Phonics	25 minutes
English	45 minutes
Fluent in 5	10 minutes
Maths	45 minutes
RE	30 minutes
Reading time	30 minutes

# Year 1

Today's sound is the digraph ie.

Watch the RWI online tutorial.

Have your home learning book and a pencil ready to write down some of the ie words.

[https://www.youtube.com/watch?v=6zVm\\_zO-0hY](https://www.youtube.com/watch?v=6zVm_zO-0hY)

Tricky words to practise:

looked, called, asked, could

# Year 2

A suffix is a letter or group of letters that goes on the end of a word and changes the word's meaning.

Some suffixes have specific uses. For example:

- Adding -ing can change a noun into a verb, like garden to gardening.
- Using the suffix -ed can change a verb to the past tense, like jump which becomes jumped.

Watch the video below to find out more.

Record the examples used in the video in your home learning book.



# English

LO: To select vocabulary (adjectives/ noun phrases) in order to plan a character description.

In class, we recently finished the story of Aladdin.


Today, we are going to create our own *mysterious genie* and build vocabulary in order to write a character description in the next session.

**Task:** Make a collection of adjectives/ noun phrases to describe your genie. You may wish to draw your genie first so that you can add specific details such as hair, glasses, clothing or jewellery. Try to use some adventurous vocabulary by using a thesaurus. Type in a word that you want to find a more interesting alternative for such as happy, funny or magical. There is an online one here:

<https://www.collinsdictionary.com/dictionary/english-thesaurus>

Word bank to support:

enormous, frightful, powerful, magnificent, obedient, peaceful, graceful.



A.  $6 + 13 = ?$



B. Half of 4 = ?



C.  $8 + ? = 20$

Use...



Number shapes

...to help you

A.  $6 + 13 = 19$



B. Half of 4 = 2



C.  $8 + 12 = 20$

Use...



Number shapes

...to help you



THIRD SPACE  
LEARNING

Year 2

Week 13 – Day 1

A.  $57 + 35 =$


Use...



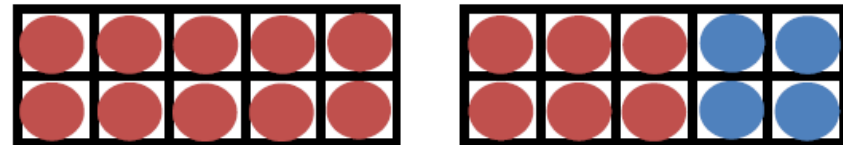
A number line

...to help you

B.  $45 \div 5 =$



C.  $16 + 4 =$





THIRD SPACE  
LEARNING

Year 2

Week 13 – Day 1 (Answers)

$$A. 57 + 35 = 92$$

Use...



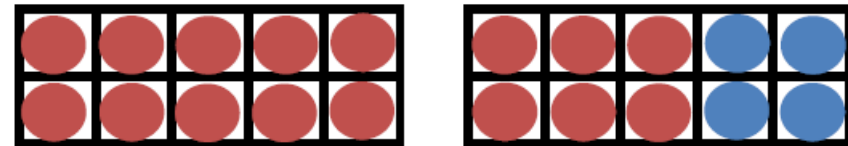
A number line

...to help you

$$B. 45 \div 5 = 9$$




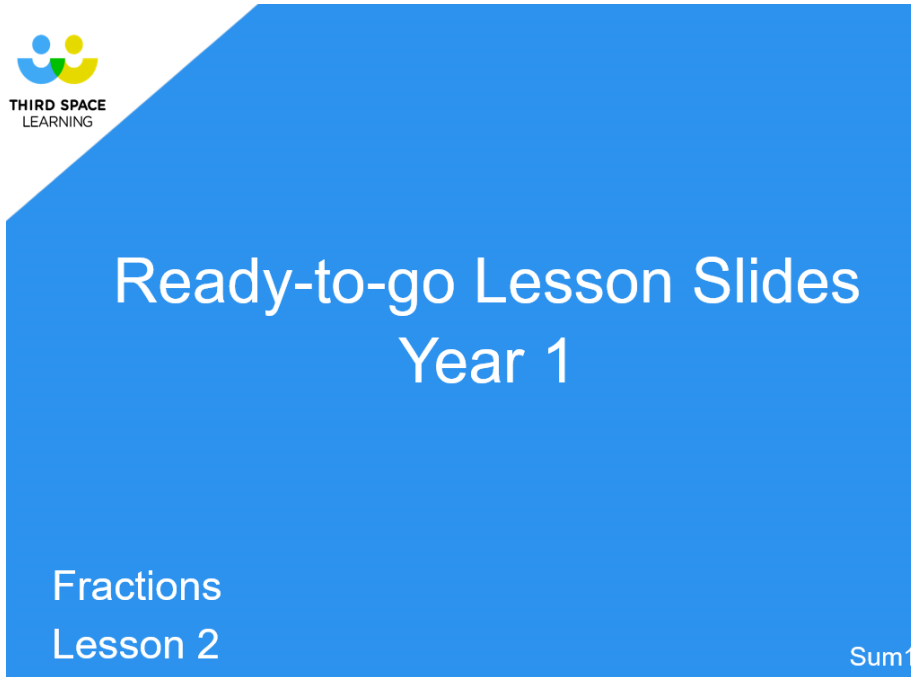
$$C. 16 + 4 = 20$$





Maths LO: To find different ways of making half


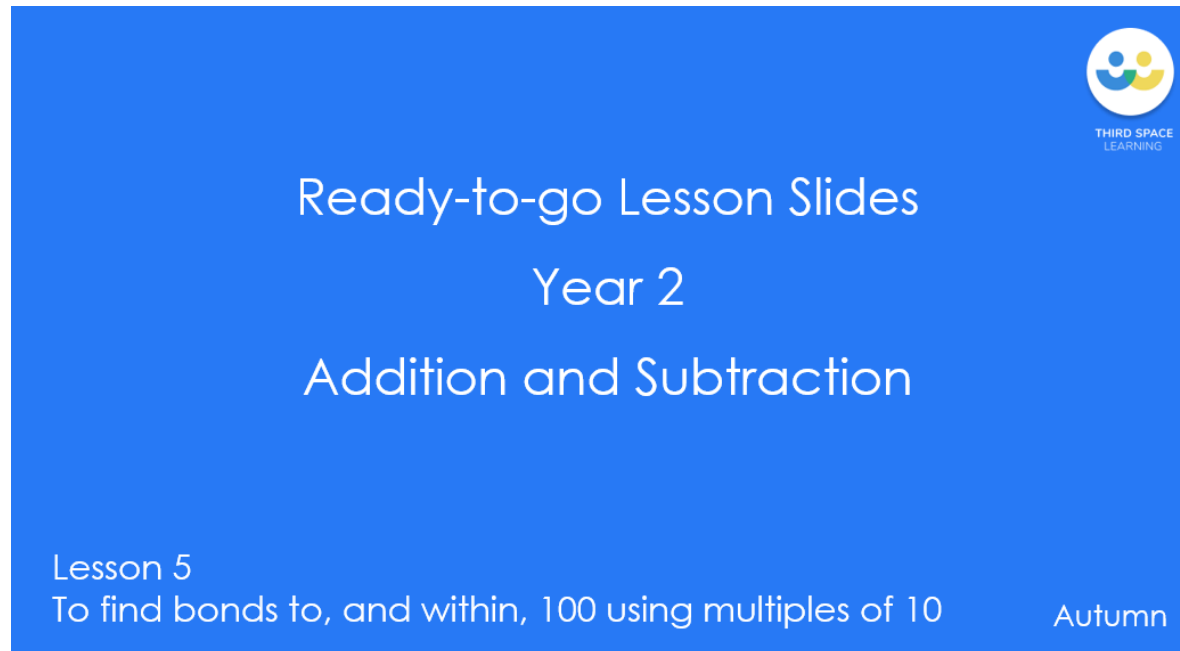
Year 1 (finding half) Please download the PowerPoint for today's teaching slides. Complete the independent activities in your books. This is a consolidation lesson that children have built upon before half term so they should be familiar with the key aspects.



Please click on the image to access the PowerPoint

Maths LO: To find bonds to, and within, 100

Year 2 (Bonds within 100) Please download the PowerPoint for today's teaching slides. Complete the independent activities in your books.



Please click on the image to access the PowerPoint

# Maths (additional activities)

1	2	3	4	5	6	7	8	9	10
11	12	13	14	15	16	17	18	19	20
21	22	23	24	25	26	27	28	29	30
31	32	33	34	35	36	37	38	39	40
41	42	43	44	45	46	47	48	49	50
51	52	53	54	55	56	57	58	59	60
61	62	63	64	65	66	67	68	69	70
71	72	73	74	75	76	77	78	79	80
81	82	83	84	85	86	87	88	89	90
91	92	93	94	95	96	97	98	99	100

Use the 100 square to practise counting forwards and backwards in 2, 5, 10's from any given number. Write the numbers down in your book.

Year 2: Practise counting forwards and backwards in groups of 2, 3, 5 and 10.

## Religious Education: Unit 2.3 Jesus, friend to everyone

Who did Jesus make friends with? Create a list of all the people that you can remember and record in your home learning book.

Jesus made friends with everyone.

He made time to speak to everyone, especially those who were considered by others, as not worthy of being spoken to by anyone.

Stories from the Bible remind us of Jesus' love for people of all ages and from any social background.

**Task:** What words would you use to describe Jesus' character? Decorate the template of Jesus and write down all the words that you have collected around him.

Click here to download a copy of the template or you could draw your own.



# Reading time

Today, I'd like you to choose a non-fiction book from your home. Read it to an adult and discuss the key features (contents page, photographs, factual information, glossary).

You can always choose an online e-book that matches your current reading book band. Click on the website/ image below. It is free to register if you don't already have an account:

<https://www.oxfordowl.co.uk/for-home/find-a-book/library-page/>

