

Nelson St Philip's C of E Primary School

We love to learn. We learn to love. We love and learn together



Class Barley

Home learning

Thursday 19th November 2020

Daily Lesson Timetable	Time (approximately)
Phonics	25 minutes
English	45 minutes
Fluent in 5	10 minutes
Maths	45 minutes
Additional phonics	30 minutes
Reading time	30 minutes

Year 1

Today's sound is the split digraph o-e. Watch the RWI online tutorial. Have your home learning book and pencil ready to write down some of the i-e words.

https://www.youtube.com/watch?v=eh5gkH5V_ag

Tricky words to practise:
oh, their, people

Year 2

Today's sound is the sound u-e. Watch the RWI online tutorial. Have your home learning book and pencil ready to write down some of the u-e words.

<https://www.youtube.com/watch?v=Yj8FpQ375IM>

Tricky words to practise:
who, whole, child, wild

English

LO: To use the prefix un- in my writing

Task: Make a collection of un- words. Use an online dictionary to help you identify their meaning. Now complete the activity and use these words in sentences. Make sure that you include all of your capital letters and full stops.

1. Choose the correct un- words to finish the sentences.

unwell	unable	unkind	unlock	unlucky
unpack	unbutton	unfair	unhelpful	unfold

- a) Dan was being very _____ to Joe.
- b) When Sue wouldn't clean her room she was being _____.
- c) "Can you _____ my coat?" Henry asked.
- d) I will just _____ the door so we can go in.



2. Now write your own sentences using some of the other un- words from the table.

1. Can you write some sentences using any other un-words you can think of?

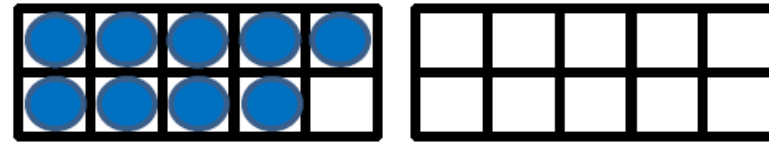


HIRD SPACE
LEARNING

Year 1

Week 9 – Day 4

1. $9 + 4 = ?$



2. Double 3 = ?

Use...



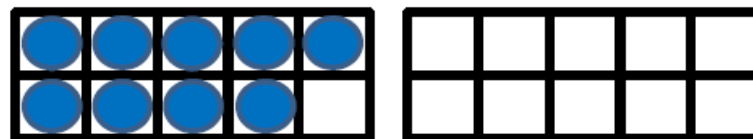
Number shapes

...to help you

3. $14 - 5 = ?$



1. $9 + 4 = 13$



2. Double 3 = 6

Use...



Number shapes

...to help you

3. $14 - 5 = 9$





THIRD SPACE
LEARNING

Year 2

Week 9 – Day 4

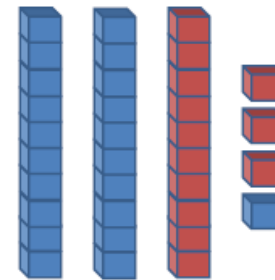
You choose...

$$A. 11 \times 10 =$$

...what to use...

...to help you

$$B. 34 - 13 =$$



$$C. 3 + 4 + 5 =$$





THIRD SPACE
LEARNING

Year 2

Week 9 – Day 4 (Answers)

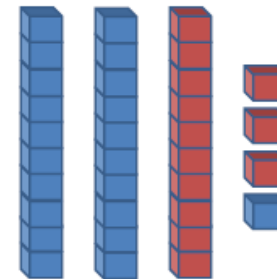
You choose...

$$A. 11 \times 10 = 110$$

...what to use...

...to help you

$$B. 34 - 13 = 21$$

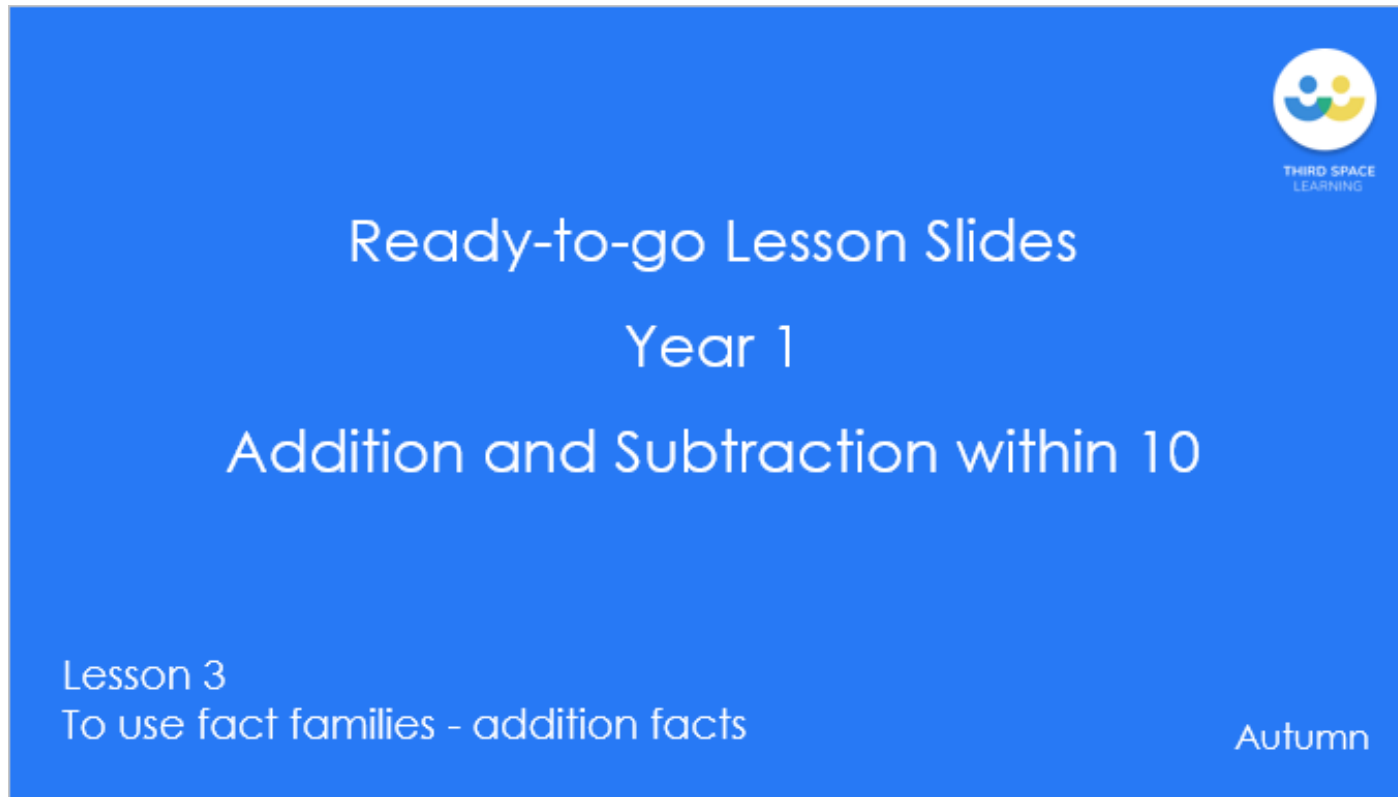


$$C. 3 + 4 + 5 = 12$$



Maths LO: To find addition fact families

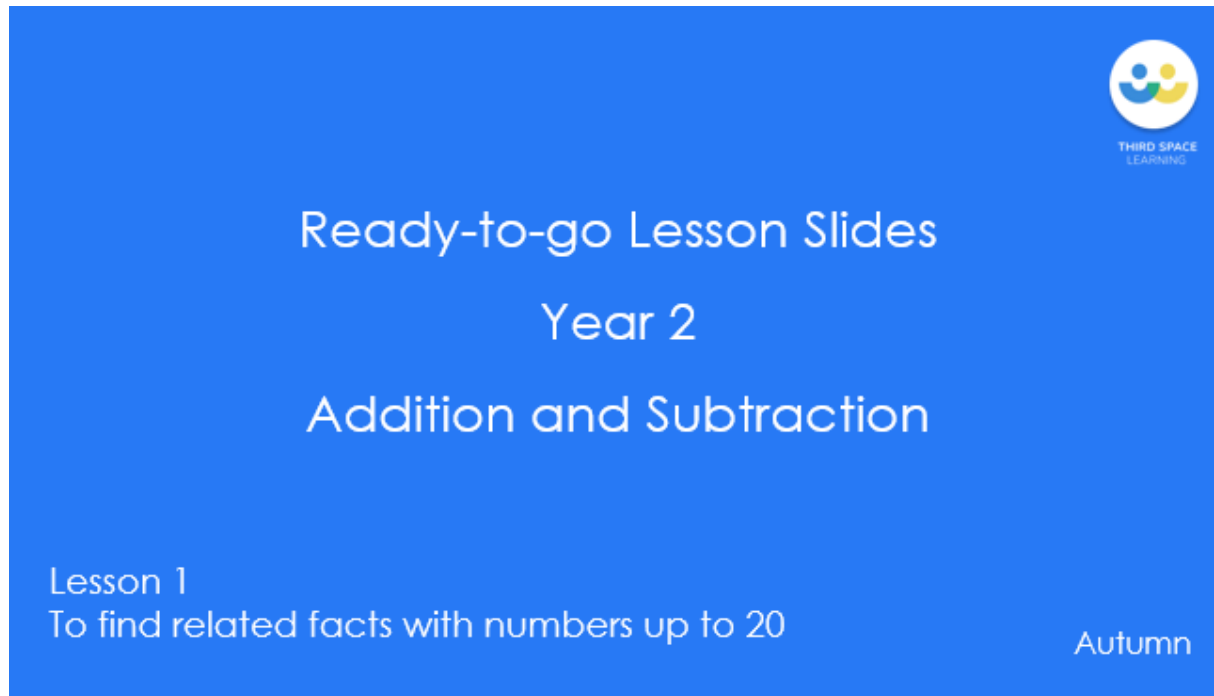
Year 1 (numbers within 10) Please download the PowerPoint for today's teaching slides. Complete the independent activities in your books.



Please click on the image to access the PowerPoint

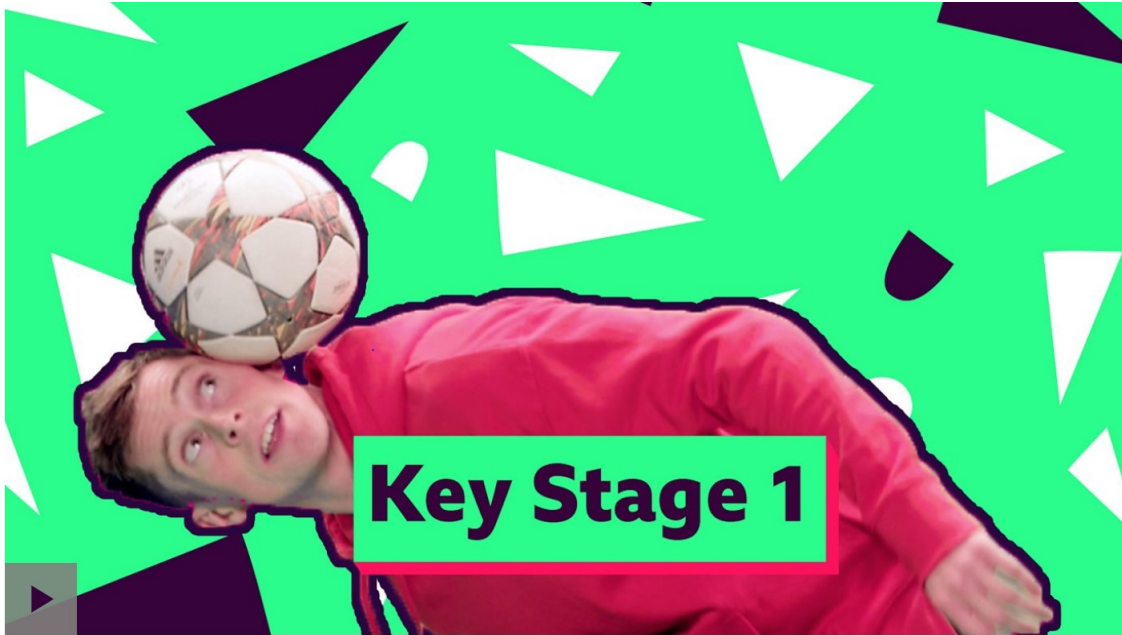
Maths LO: To find related facts with numbers up to 20 (recap)

Year 2 (numbers within 20) Please download the PowerPoint for today's teaching slides. Complete the independent activities in your books.



Please click on the image to access the PowerPoint

Maths (additional activities)



Watch the video and practise counting forwards and backwards from any given number to 100. Write the numbers down in your book.

Preparing for phonics screening

This half term, the Year 2 children will undertake their phonics screening test. In June, the Year 1 children will also do the same. Please practise the additional phonics activity for today with a focus on nonsense words (these are not real words and encourage children to use their phonics to decode the words. There will be a variety of these words on their test). As a challenge, children can practise making their own alien words (nonsense words) and their own alien to go with them like the example below:



twinkl

Click here to download a copy.

Phase 5 Real and Nonsense Words for au

There are many different words spelt with 'au'.

Can you spot which words are real and which are nonsense below?

Fill in your key with a different colour for real words and nonsense words then colour in the correct boxes below.

Key

Real Words

Nonsense Words



paul	raub	haul	zaul
baunted	launch	jaub	haunted
saul	dautumn	august	nauthor
laugust	jaunty	paunted	author
automatic	baunch	autumn	vaul

Reading time

Choose a favourite story or book from your home. Read it to an adult and discuss your favourite part.

You can always choose an online e-book story that matches your current reading book band. Click on the website/ image below. It is free to register if you don't already have an account:

<https://www.oxfordowl.co.uk/for-home/find-a-book/library-page/>

