

Nelson St Philip's C of E Primary School

We love to learn. We learn to love. We love and learn together



Class Barley

Home learning

Tuesday 17th November 2020

Daily Lesson Timetable	Time (approximately)
Phonics	25 minutes
English	45 minutes
Fluent in 5	10 minutes
Maths	45 minutes
Topic	45 minutes
Reading time	30 minutes

Year 1

Today's sound is the split digraph a-e. Watch the RWI online tutorial with Rosie. Have your home learning book and pencil ready to write down some of the a-e words.

https://www.youtube.com/watch?v=Obt_WB57GFU

Tricky words to practise:

little all Mr Mrs

Year 2

Today's sound is the digraph kn. Watch the RWI online tutorial. Have your home learning book and pencil ready to write down some of the kn words.

<https://www.youtube.com/watch?v=PKRaODxSzjc>

Tricky words to practise:

people there their called

English

LO: Use capital letters, full stops, question marks and exclamation marks to demarcate sentences.

Last week, we had a virtual fire safety talk by the team at Lancashire Fire and Rescue service. Talk to an adult about the dangers of fire in the environment and around your home and make a list of these. Today, you are going to write a non-chronological report about fire safety. Use these sub-headings and write sentences under each one:

What can cause a fire?

Fire hazards in your home.

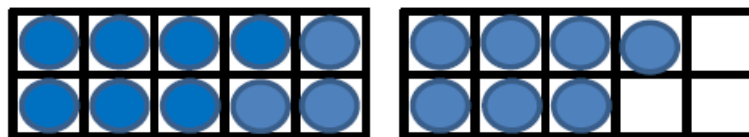
How can we prevent a fire?

What to do in an emergency.

Draw illustrations on your report.



1. $17 + 3 =$



2. $7 + 9 = ?$


Use...



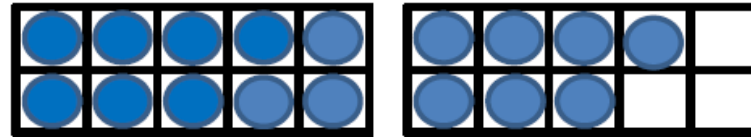
Number shapes

...to help you

3. $17 - 8 = ?$



1. $17 + 3 = 20$



2. $7 + 9 = 16$


Use...



Number shapes

...to help you

3. $17 - 8 = 9$






THIRD SPACE
LEARNING

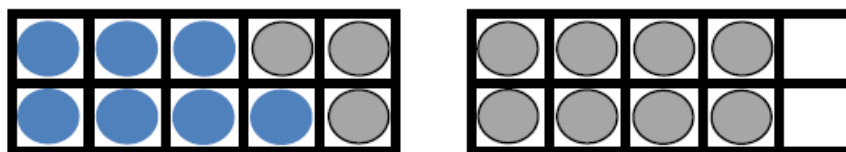
Year 2

Week 9 – Day 2

$$A. 9 \times 5 =$$



$$B. 18 - 11 =$$




$$C. 18 + 42 =$$

You choose...

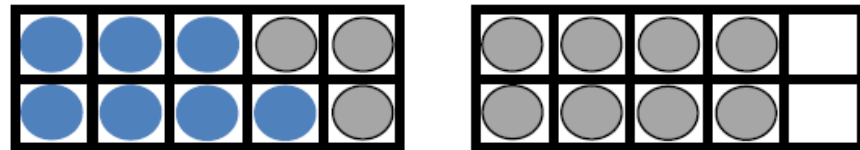
...what to use...

...to help you

$$A. 9 \times 5 = 45$$



$$B. 18 - 11 = 7$$



$$C. 18 + 42 = 60$$

You choose...

...what to use...

...to help you

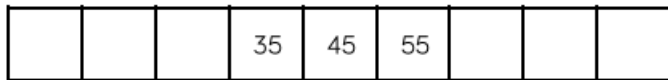

Maths

LO: Find 10 more/ 10 less than a number to 50/ 100

<https://mathsframe.co.uk/en/resources/resource/7/itp-number-grid>

(click on the link to access an online 100 square)

Continue the number tracks below.



Using a 100 square, circle the number that is 10 more than 27

Circle the number that is 10 less than 27

Repeat in different colours for different numbers.

What do you notice?

Using concrete materials, complete the missing boxes.

10 less	Number	10 more
2	12	22
	37	

Reasoning task

SALE



15 p



22 p



35 p



68 p

The cost of each piece of fruit is reduced by 10 p.

What are the new prices?

Mo says,



I know that 10 more than 72 is 82 because I only have to look at the tens digit.

Is he correct?

Explain your reasoning.

Maths (additional activities)

LO: Find 10 more/ 10 less than a number to 100

Practise counting forwards and backwards to and from 100. Print out the 100 square or click to access the online version.

1	2	3	4	5	6	7	8	9	10
11	12	13	14	15	16	17	18	19	20
21	22	23	24	25	26	27	28	29	30
31	32	33	34	35	36	37	38	39	40
41	42	43	44	45	46	47	48	49	50
51	52	53	54	55	56	57	58	59	60
61	62	63	64	65	66	67	68	69	70
71	72	73	74	75	76	77	78	79	80
81	82	83	84	85	86	87	88	89	90
91	92	93	94	95	96	97	98	99	100

Watch the video and practise your counting in 10's



Geography

LO: To discuss where London is, what it would be like to live there and its landmarks.



<https://www.bbc.co.uk/teach/class-clips-video/geography-ks1-ks2-transport-travel-and-landmarks-of-london/zhttscw>

Click on the link above or the image to watch the video!

William Whiskerson meets Kulala who lives in London, the capital city of England and the United Kingdom. Along the way, William learns about the diverse range of people who live and work in the city and the transport that they use to travel around.

They then visit some of the key landmarks in the city including Green Park, the Houses of Parliament, the London Eye and Tower Bridge.

Task: Watch the video and use freeze-frames from the clip to sketch London landmarks. I have attached some pictures for you to talk about on the following page.

Geography

LO: To discuss where London is, what it would be like to live there and its landmarks.



Geography

LO: To discuss where London is, what it would be like to live there and its landmarks.

The Shard



The Gherkin



Geography

LO: To discuss where London is, what it would be like to live there and its landmarks.

Buckingham Palace



Houses of Parliament



Reading time

This half term, we are looking at traditional tales. Today's story is Jack and the Beanstalk.

You may be able to read this independently, but if not, ask your adult to read it with you and discuss the story together. There are challenge questions on the next page.

Traditional Tales...

Jack and the Beanstalk



Once upon a time, there was a boy called Jack. He lived with his mother and they had a cow.



One day, Jack's mother asked him to take the cow to market to sell. Jack met a man, who gave him some magic beans for the cow.



When Jack came home, his mother was angry. She threw the beans out and sent him to bed. The next morning, a giant beanstalk had grown! Jack climbed it.



When Jack reached the top, he saw a castle and went inside. Jack heard a loud noise and hid. An enormous giant came into the room with a hen and a golden harp. He shouted, "Lay!" and the hen laid an egg. Then "Sing!" and the harp sang. The giant fell asleep.



Jack took the hen and the harp. The harp shouted and the giant woke up. He chased Jack down the beanstalk. Jack shouted, "Help!" Jack's mother came out and chopped the beanstalk down with an axe. The giant fell to the ground. He was never seen again.



Jack and his mother lived happily ever after.



Reading time

Questions about Jack and the Beanstalk

Answer the questions below in full sentences.

1. What was the boy called?

2. What animal did Jack and his mother have?

3. What did Jack get for the cow?

4. How did Jack's mother feel when Jack came home?

5. What had grown the next morning?

6. Who came into the room?

7. What did the giant do after the harp sang?

8. Where did the giant chase Jack?
