

## Year 5 - Arithmetic Expectations

This series of documents aims to summarise the number facts, mental calculation strategies and the stage(s) of the progression towards the written methods for each of the four operations.

For each strategy, the concrete and pictorial representations have been suggested. However, to keep the document to a more manageable size, the imagery has not been shown explicitly as this should be found in your school's agreed mental calculations policies.

The strategies used within this document are taken from the Lancashire Mathematics Team Progression in Mental Calculation Strategies Policies and the Progression Towards Written Methods Policies.

See [www.lancsngfl.ac.uk/curriculum/primarymaths](http://www.lancsngfl.ac.uk/curriculum/primarymaths) for the full policies.

Each strategy will require specific modelling (teaching) and sufficient practice for children to develop confidence, accuracy and fluency in performing them.

Children should also be taught when it is appropriate to use each strategy, by looking at the numbers involved and making effective decisions. Again, this is a sign of a child's fluency in mathematics; being able to recognise which strategy best suits a given calculation, rather than always using the same method regardless of the numbers involved.

### Acknowledgements

Special thanks to the following teachers who helped to create these documents:

Sue Byrom – Colne Park Primary  
Tara Warbrick – Colne Park Primary

Naomi Tyson – Gisburn Road Community Primary  
Nick Browne – Gisburn Road Community Primary

Hannah Blackburn – Lowerhouse Juniors  
Jess Dornan – Lowerhouse Juniors

Jane Dempsey – Burnley Springfield Primary  
Andrew Douglas – Burnley Springfield Primary

Laura Mitchell – Burnley St Stephen's CE Primary  
Moira Waller – Burnley St Stephen's CE Primary

Michelle Hume – Whittlefield Primary  
Stephen Riley – Whittlefield Primary

## Arithmetic Expectations – Year 5

Skills	Examples															
<b>Counting</b>																
<b>Count forwards or backwards in steps of powers of 10 for any given number up to 1 000 000.</b>	Count on from 34 642 in hundreds. What four numbers would come next in this counting sequence? 422 734, 412 734...															
<b>Count forwards or backwards in decimal steps.</b>	Continue this count: 4.4, 3.8, 3.2,... What four numbers would come next in this counting sequence? 2.16, 2.27, 3.38...															
<b>Find 0.01, 0.1, 1, 10, 100, 1000 and other powers of 10 more or less than a given number.</b>	<table style="width: 100%; border: none;"> <tr> <td style="border: none;">154 041 – 100</td> <td style="border: none;">474 985 + 1 000</td> <td style="border: none;">202 883 – 10 000</td> <td style="border: none;"></td> </tr> <tr> <td style="border: none;">23.47 + 0.1</td> <td style="border: none;">6.07 – 0.1</td> <td style="border: none;">31.09 + 0.01</td> <td style="border: none;">12.3 – 0.01</td> </tr> </table>	154 041 – 100	474 985 + 1 000	202 883 – 10 000		23.47 + 0.1	6.07 – 0.1	31.09 + 0.01	12.3 – 0.01							
154 041 – 100	474 985 + 1 000	202 883 – 10 000														
23.47 + 0.1	6.07 – 0.1	31.09 + 0.01	12.3 – 0.01													
<b>Number Facts</b>																
<b>Recall addition and subtraction facts for 1 and 10 (with numbers to one decimal place).</b>	<table style="width: 100%; border: none;"> <tr> <td style="border: none;">0.6 + 0.4 = __</td> <td style="border: none;">0.2 + __ = 1</td> <td style="border: none;">1 = __ + 0.5</td> <td style="border: none;">1 – 0.3 = __</td> <td style="border: none;">1 – __ = 0.1</td> </tr> <tr> <td style="border: none;">0.7 = 1 – __</td> <td style="border: none;">1.3 + 8.7 = __</td> <td style="border: none;">2.5 + __ = 10</td> <td style="border: none;">10 = __ + 4.6</td> <td style="border: none;">10 – 5.2 = __</td> </tr> <tr> <td style="border: none;">1.9 = 10 – __</td> <td style="border: none;"></td> <td style="border: none;"></td> <td style="border: none;"></td> <td style="border: none;">10 – __ = 6.3</td> </tr> </table>	0.6 + 0.4 = __	0.2 + __ = 1	1 = __ + 0.5	1 – 0.3 = __	1 – __ = 0.1	0.7 = 1 – __	1.3 + 8.7 = __	2.5 + __ = 10	10 = __ + 4.6	10 – 5.2 = __	1.9 = 10 – __				10 – __ = 6.3
0.6 + 0.4 = __	0.2 + __ = 1	1 = __ + 0.5	1 – 0.3 = __	1 – __ = 0.1												
0.7 = 1 – __	1.3 + 8.7 = __	2.5 + __ = 10	10 = __ + 4.6	10 – 5.2 = __												
1.9 = 10 – __				10 – __ = 6.3												
<b>Recall related tables facts for multiples of 10</b>	<table style="width: 100%; border: none;"> <tr> <td style="border: none;">70 × 6</td> </tr> <tr> <td style="border: none;">8 × 40</td> </tr> <tr> <td style="border: none;">90 × 6</td> </tr> </table>	70 × 6	8 × 40	90 × 6												
70 × 6																
8 × 40																
90 × 6																
<b>Recall prime numbers up to 19</b>	Instantly know the prime numbers 2, 3, 5, 7, 11, 13, 17 and 19															
<b>Recall square (²) numbers up to 12 × 12</b>	Instantly know the square of all numbers to 12: 1² = 1, 2² = 4, 3² = 9, 4² = 16, 5² = 25, 6² = 36, 7² = 49, 8² = 64, 9² = 81, 10² = 100, 11² = 121 and 12² = 144															
<b>Mental Calculation Strategies – Addition and Subtraction</b>																
<b>Derive and use addition and subtraction facts for 1 (with decimal numbers to two decimal places)</b> <i>Concrete – (if necessary) place value counters</i> <i>Pictorial – number line</i>	<table style="width: 100%; border: none;"> <tr> <td style="border: none;">0.45 + __ = 1</td> </tr> <tr> <td style="border: none;">__ + 0.27 = 1</td> </tr> <tr> <td style="border: none;">1 = 0.39 + __</td> </tr> <tr> <td style="border: none;">1 = __ + 0.78</td> </tr> <tr> <td style="border: none;">1 – 0.08 = __</td> </tr> <tr> <td style="border: none;">1 – __ = 0.61</td> </tr> <tr> <td style="border: none;">0.54 = 1 – __</td> </tr> <tr> <td style="border: none;">__ = 1 – 0.89</td> </tr> </table>	0.45 + __ = 1	__ + 0.27 = 1	1 = 0.39 + __	1 = __ + 0.78	1 – 0.08 = __	1 – __ = 0.61	0.54 = 1 – __	__ = 1 – 0.89							
0.45 + __ = 1																
__ + 0.27 = 1																
1 = 0.39 + __																
1 = __ + 0.78																
1 – 0.08 = __																
1 – __ = 0.61																
0.54 = 1 – __																
__ = 1 – 0.89																

<p><b>Partition and combine multiples of thousands hundreds, tens and ones.</b> Concrete (if necessary) – place value counters Pictorial – number line</p>	<p>4300 + 1400    4300 <b>add 1000</b> = 5300 then <b>add 400</b> = 5700 364 + 250      364 <b>add 200</b> = 564 then <b>add 50</b> = 614 3600 – 1200    3600 <b>subtract 1000</b> = 2600 then <b>subtract 200</b> = 2400 432 – 240      432 <b>subtract 200</b> = 232 then <b>subtract 40</b> = 192 5124 + 1352    5124 <b>add 1000</b> = 6124 then <b>add 300</b> = 6424 then <b>add 50</b> = 6474 then <b>add 2</b> = 6476 (not crossing any boundaries) 7584 – 2351    7584 <b>subtract 2000</b> = 5584 then <b>subtract 300</b> = 5284 then <b>subtract 50</b> = 5234 then <b>subtract 1</b> = 5233 (not crossing any boundaries)</p>
<p><b>Partition and combine multiples of ones and tenths.</b> Concrete (if necessary) – place value counters Pictorial – number line</p>	<p>5.4 + 3.2      5.4 <b>add 3</b> = 7.4 then <b>add 0.2</b> = 7.6 4.7 – 2.5      4.7 <b>subtract 2</b> = 2.7 then <b>subtract 0.5</b> = 2.2</p>
<p><b>Identify and use knowledge of number bonds within a calculation and identify related facts, e.g. 1.5 + 2.7 from 15 + 27</b> Concrete (if necessary) – place value counters</p>	<p>1.2 + 0.8      using knowledge of 12 + 8 = 20 2.5 + 1.3      using knowledge of 25 + 13 = 38 3.8 + 4.5      using knowledge of 38 + 45 = 83 2 – 0.7        using knowledge of 20 – 7 = 13 4.6 – 1.5      using knowledge of 46 – 15 = 31 8.3 – 5.4      using knowledge of 83 – 54 = 29</p>
<p><b>Bridge through 10 when adding or subtracting a single digit number (partitioning, e.g. 58 + 5 = 58 + 2 + 3 or 76 – 8 = 76 – 6 – 2)</b> Concrete (if necessary) – Diennes equipment, place value counters Pictorial – number line</p>	<p>594 + 170      as 594 + 6 + 164 = 600 + 164 1995 + 278    as 1995 + 5 + 273 = 2000 + 273 703 – 128      as 703 – 3 – 125 = 700 – 125 3002 – 87      as 3002 – 2 – 85 = 3000 – 85</p>
<p><b>Find differences by counting up through the next multiple of 1, 10, 100 or 1000</b> Concrete (if necessary) – place value counters Pictorial – number line</p>	<p>604 – 289      289 + 11 = 300 + 300 = 600 + 4 = 604 so the difference is <b>315</b> 523 – 160      160 + 40 = 200 + 300 = 500 + 23 = 523 so the difference is <b>363</b> 1200 – 785    785 + 15 = 800 + 400 = 1200 so the difference is <b>415</b> 5003 – 1960   1960 + 40 = 2000 + 3003 = 5003 so the difference is <b>3043</b> 7.3 – 2.8      2.8 + 0.2 = 3 + 4 = 7 + 0.3 = 7.3 so the difference is <b>4.5</b> 20.1 – 6.7    6.7 + 3.3 = 10 + 10.1 = 20.1 so the difference is <b>13.4</b></p>
<p><b>Add or subtract a multiple of 10 and adjust (for those numbers close to multiples of 10)</b> Concrete (if necessary) – Diennes equipment, place value counters Pictorial – number line</p>	<p>257 + 68      as 257 + 70 – 2 = 327 – 2 325 + 298    as 325 + 300 – 2 = 625 – 2 764 – 88      as 764 – 90 + 2 = 674 + 2 876 – 397    as 876 – 400 + 3 = 476 + 3</p>
<b>Mental Calculation Strategies – Multiplication and Division</b>	
<p><b>Multiply/divide whole numbers and decimals by 10, 100 and 1000</b> Concrete (if necessary) – Diennes equipment, place value counters Pictorial – place value chart</p>	<p>75.91 × 10                      874 ÷ 10 5.07 × 10                      60.1 ÷ 10 670.4 × 100                  7043 ÷ 100 360 × 1000                  48 750 ÷ 1000 0.76 × 1000</p>

**Use related facts to multiply Th000 by a one-digit number and divide a ThH00 by a one-digit number**

*Pictorial – place value chart for multiplying/dividing by 1000, related facts multiplication trio and related facts division trio*



$3000 \times 3$  related to  $3 \times 3 = 9$

*This should be understood as 'three thousand threes'.*

*As the number of 3s is 1000x greater than three threes, so the product is 1000x greater.*

$7000 \times 5$

$8000 \times 9$

$7200 \div 9$  related to  $72 \div 9$

*This should be understood as 'how many nines in 7200? Compared to how many nines in 72?'*

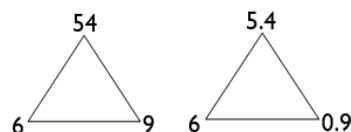
*As the dividend is 100x greater, then the number of nines in it will be 100x greater.*

$3000 \div 6$

$9600 \div 8$

**Use related facts to multiply 0.t by a one-digit number**

*Pictorial – related facts multiplication trio*



$0.3 \times 7$  related  $3 \times 7 = 21$

*The number of 7s is 10x less, so the product will be 10x less.*

$0.6 \times 9$

$0.5 \times 4$

**Use factor pairs to multiply T0 x T0**

*Pictorial – place value chart for multiplying by 100*

$30 \times 60$  becomes  $3 \times 10 \times 6 \times 10$  reordered as  $3 \times 6 \times 10 \times 10$

$70 \times 80$  becomes  $7 \times 10 \times 8 \times 10$  reordered as  $7 \times 8 \times 10 \times 10$

$50 \times 40$  becomes  $5 \times 10 \times 4 \times 10$  reordered as  $5 \times 4 \times 10 \times 10$

**Use compensation to multiply H99 by a one-digit number**

NB H99 represents a three-digit number with 9 tens and 9 ones

*Pictorial – rectangular array or a rectangle with given dimensions*

$599 \times 4$  considered as  $600 \times 4 - 1 \times 4$  (read as 'six hundred fours subtract one four')

$399 \times 6$  considered as  $400 \times 6 - 1 \times 6$  (read as 'four hundred sixes subtract one six')

$699 \times 9$  considered as  $700 \times 9 - 1 \times 9$  (read as 'seven hundred nines subtract one nine')

**Use partitioning to multiply U.t by a one-digit number**

*Pictorial – partitioning diagram using grid method strategy*

$6.7 \times 4$  becomes  $6 \times 4 + 0.7 \times 4$

$3.2 \times 7$  becomes  $3 \times 7 + 0.2 \times 7$

$8.5 \times 6$  becomes  $8 \times 6 + 0.5 \times 6$

**Use partitioning to double or halve numbers including those with two decimal places**

*Concrete (if necessary) – place value counters*

*Pictorial – partitioning diagram*

Double 56.7

Double 485.6

Double 8.59

Double 36 742

Find half of 4.62

Find half of 18.46

Find half of 8.94

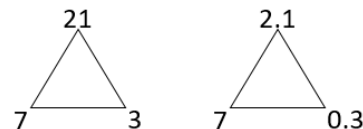
Find half of 17.92

Find half of 32 784

**Use related facts to divide U.t by a one-digit number**

*Pictorial – place value chart, related facts division trio*

e.g.  $21 \div 7 = 3$  then  $2.1 \div 7 = 0.3$



$2.1 \div 7$  related to  $21 \div 7 = 3$

*This should be understood as 'how many sevens in 2.1? Compared to how many sevens in 21?'*

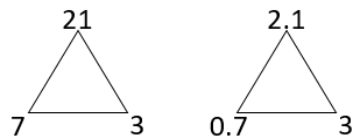
*As the dividend is 10x smaller, then the number of sevens in it will be 10x smaller.*

$3.6 \div 9$

$4.8 \div 4$

**Use related facts to divide U.t by a 0.t**

Pictorial – place value chart, related facts division trio  
e.g.  $21 \div 7 = 3$  then  $2.1 \div 0.7 = 3$



$2.1 \div 0.7$  related to  $21 \div 7 = 3$

This should be understood as 'how many 0.7s in 2.1? Compared to how many sevens in 21?'

As the dividend is 10x smaller and the divisor is 10x smaller, then the answer (quotient) will be the same.

$3.6 \div 0.9$

$4.8 \div 0.4$

**Use partitioning to divide HTU by a one-digit number**

Concrete (if necessary) – Diennes equipment, place value counters

Pictorial – part-part-whole diagram

$756 \div 9$  By partitioning into 720 and 36 (two multiples of 9 totalling 756)

$765 \div 5$  By partitioning into 500 and 250 and 15 (three multiples of 5 totalling 765)

$861 \div 7$  By partitioning into 700 and 140 and 21 (three multiples of 7 totalling 861)

### Progression Towards Written Calculation Strategies – Addition

This final stage of the method should have been achieved in Year 3, and should be continued to be used for all written addition calculations.

The first example would be explained as follows:

$5 + 8 = 13$ , put 3 down and carry the 10 (written as a 1 in the tens column)

$20 + 40 + 10$  that was carried over = 70 (7 written in the tens column)

$600 + 0 = 600$  (6 written in the hundreds column)

**Children will be expected to use this method for adding numbers with up to seven digits, numbers involving decimals and adding any number of amounts together.**

Supported (if necessary) by the use of place value counters.

$$\begin{array}{r}
 \text{HTU} \\
 625 \\
 + 48 \\
 \hline
 673 \\
 \hline
 1
 \end{array}
 \qquad
 \begin{array}{r}
 367 \\
 + 85 \\
 \hline
 452 \\
 \hline
 11
 \end{array}
 \qquad
 \begin{array}{r}
 321 \\
 + 7 \\
 + 48 \\
 \hline
 376 \\
 \hline
 1
 \end{array}
 \qquad
 \begin{array}{r}
 \text{£}3.48 \\
 + \text{£}0.78 \\
 \hline
 \text{£}4.26 \\
 \hline
 11
 \end{array}$$

### Progression Towards Written Calculation Strategies – Subtraction

This final stage is the compact method of decomposition should have been achieved in Year 4, and should be continued to be used for all written subtraction calculations.

**Children will be expected to use this method for subtracting numbers with up to seven digits and numbers involving decimals.**

Supported (if necessary) by the use of place value counters.

The example shown would be explained as follows:

We are subtracting 86 from 754. Start with the least significant place value column.

Are there enough hundredths to subtract 3 hundredths?

No – so let's exchange a tenth from the tenths column for

ten hundredths. 2 tenths and 0 hundredths becomes 41 tenth and 10 hundredths.

10 hundredths subtract 3 hundredths = 8 hundredths

Are there enough tenths to subtract 8 tenths?

No – so let's exchange a one from the ones column for ten tenths.

1 one and 1 tenth becomes 0 ones and 1 tenths.

11 tenths subtract 8 tenths = 3 tenths.

Are there enough ones to subtract 4 ones?

No – so let's exchange a ten from the tens column for ten ones. 5 tens and 0 ones becomes 4 tens and 10 ones

$10 - 4 = 6$

4 tens (40) – 0 tens = 4 tens (40)

Answer 46.37

$$\begin{array}{r}
 \overset{4}{5} \overset{10}{1} \overset{11}{2} \overset{1}{0} \\
 - 4.83 \\
 \hline
 46.37
 \end{array}$$

### Progression Towards Written Calculation Strategies – Multiplication

As the grid method for multiplication supports children's number sense and appreciation of the values of each digit, schools can decide if this is the final stage of written multiplication.

It is often easier for children to keep track of the partial products calculated by using the grid method rather than the compact vertical method.

Concerns over 'acceptable methods' for 2 mark questions in the end of key stage 2 test should be weighed up against the improved chance of gaining 2 marks for the correct answer by using the grid method.

$4.92 \times 3$

x	4	0.9	0.02
3	12	2.7	0.06

$$\begin{array}{r}
 12 \\
 + 2.7 \\
 + 0.06 \\
 \hline
 14.76
 \end{array}$$

Children may add these mentally.

**Optional**

If schools wish to proceed to the compact vertical method for written multiplication then this is how it should progress, with different colours for the partial products to highlight how the steps taken are the same, just in a different order.

72 x 38

$$\begin{array}{r} \times \quad 70 \quad 2 \\ 30 \quad \boxed{2100} \quad \boxed{60} \\ 8 \quad \boxed{560} \quad \boxed{16} \end{array}$$

2100 Children may add these mentally.  
 + 560  
 + 60  
 + 16  
2736

**Optional**

368 x 6

x	300	60	8
6	1800	360	48

$$\begin{array}{r} 1800 \\ + 360 \\ + 48 \\ \hline 2208 \end{array}$$

Th	H	T	U
3	6	8	
x			6
		4	8 (8 x 6)
	3	6	0 (60 x 6)
+	1	8	0 (300 x 6)
			8
			0
			8

Th	H	T	U
3	6	8	
x			6
		4	8 (8 x 6)
	3	6	0 (60 x 6)
+	1	8	0 (300 x 6)
			8
			0
			8



Th	H	T	U
3	6	8	
x			6
		4	8
	3	6	0
+	1	8	0
			8
			0
			8

**Progression Towards Written Calculation Strategies – Division**

As the chunking method for division supports children’s number sense and appreciation of the values of each digit, schools can decide if this is the final stage of written division. It can be used for both short and long division (Year 6 expectation) and leads to more efficient mental methods.

As children develop their understanding of this method, they should use ever more efficient steps. The menu box may not need to be written, but the children should continue to think in this way.

$$\begin{array}{r} 32 \text{ r}4 \\ 6 \overline{)196} \\ - 180 \quad 30x \\ \hline 16 \\ - 12 \quad 2x \\ \hline 4 \end{array}$$

1x = 6
2x = 12
5x = 30
10x = 60
20x = 120

$$\begin{array}{r} 640 \text{ r}2 \\ 8 \overline{)5122} \\ - 4800 \quad 600x \\ \hline 322 \\ - 320 \quad 40x \\ \hline 2 \end{array}$$

**Decision Making**

When calculating, children should ask themselves:

- do I know the answer because it is a fact I have learnt?
- can I work it out easily in my head?
- can I use some equipment or a jotting?
- do I need to use the written method?

The strategies used within this document are taken from the Lancashire Mathematics Team Progression in Mental Calculation Strategies Policies and the Progression Towards Written Methods Policies.

See [www.lancsngfl.ac.uk/curriculum/primarymaths](http://www.lancsngfl.ac.uk/curriculum/primarymaths) for the full policies.