

## Tuesday

### All About Me!

Create an 'All About Me' poster. Think carefully about the information you would like to share. Draw pictures or stick photos of yourself around your poster. Include headings on the following:

- My family
- Any pets
- Favourite foods
- Favourite films/TV/games
- Favourite sports
- Arts and crafts you enjoy doing
- Favourite music
- Any hobbies
- Anything else you might like to add



### Week commencing 13th July 2020


#### English tasks

**Focus theme:** Moving on up!

As we move into our final week of the academic year, this week's theme is based around reflection and transition. You have all worked so hard during these challenging times and I am very proud of you all!



Miss Peel



## Wednesday

### Who Wants to be a Millionaire?

Write a quiz about yourself with multiple choice answers. Give 4 answers but...only 1 can be correct!

**Remember to use question marks for each of your questions.**

Try the quiz on your family or friends.

#### Who wants to be a millionaire?

Write some questions about yourself and give 4 answers... only 1 can be correct!

Question	
A:	B:
C:	D:
Question	
A:	B:
C:	D:

**Alternative task!** Choose a different topic (wild animals, countries, Queen Elizabeth II), and research some facts before making your quiz. Keep a record of who gets the most correct answers.

Thursday

## Time Capsule

Can you create a time capsule about your time in lockdown? What would you add to the capsule which link personally to you?


Try to add objects, handmade items, a letter to your future self and a little message. You could create the capsule out of an old cardboard box or even just add things to an envelope.

I have attached an activity sheet for you to add to your capsule.



Week commencing 13th July 2020

English tasks




Additional activities

### Class Charter / Code

Write a class charter for next year. It's not a set of class rules, but the good ways to learn and behave. For example – *share your ideas*

Take a white piece of paper. Use an old, COLD teabag to make the paper look old like parchment.



Friday

## Design Learner Island

School is somewhere we go to learn.

Imagine an island we could visit to help us learn. Draw or make a model of your island. Add labels.

- What would it have?
- Would the books be growing on trees?
- Would it always be sunny so that you can learn outside?
- Would there be an underwater classroom?
- Would experts come and visit? Who would they be and why?

Write a description of your island after you have made it. Please send in pictures of your models/ designs as I would love to see them!

