



**THIRD SPACE**  
LEARNING

# Ready-to-go Lesson Slides Year 2

Fractions  
Lesson 9

Spr4

**At Third Space Learning we provide personalised online lessons from specialist maths tutors to support the target groups in your school.**

These ready-to-go slides are designed to work alongside our interventions to supplement quality first teaching and raise attainment in maths for all pupils.

To find out more about how you could use our 1-to-1 interventions year-round to boost maths progress in your school then get in touch:

020 3771 0095

[hello@thirdspacelearning.com](mailto:hello@thirdspacelearning.com)

**Boosting maths progress through 1-to-1 conversations...**



## To recognise non-unit fractions

### STARTER:

Would you rather have  $\frac{1}{4}$  of a pizza or  $\frac{1}{2}$  of a pizza? Why?

### **Success Criteria:**

#### **Mastery:**

I can understand the concept of a non-unit fraction.

#### **Greater Depth:**

I can apply reasoning and solve problems when looking at non-unit fractions.

## To recognise non-unit fractions

### STARTER:

Would you rather have  $\frac{1}{4}$  of a pizza or  $\frac{1}{2}$  of a pizza? Why?

**Example answer:** I would rather have  $\frac{1}{2}$  of a pizza because  $\frac{1}{2}$  is bigger than  $\frac{1}{4}$ .

### **Success Criteria:**

#### **Mastery:**

I can understand the concept of a non-unit fraction.

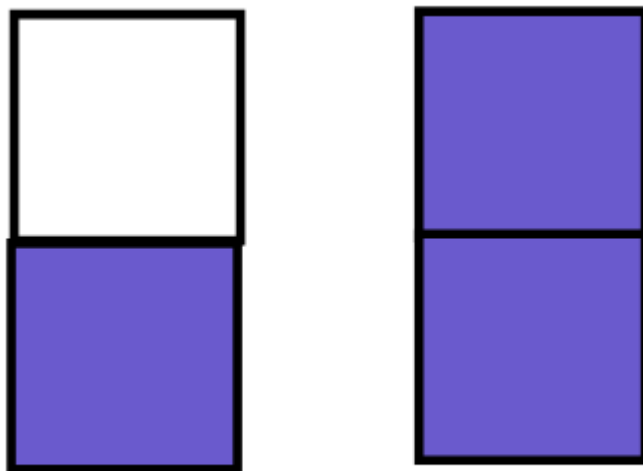
#### **Greater Depth:**

I can apply reasoning and solve problems when looking at non-unit fractions.

## To recognise non-unit fractions

### TALKING TIME:

What fraction is shaded in each diagram?



### **Success Criteria:**

#### **Mastery:**

I can understand the concept of a non-unit fraction.


#### **Greater Depth:**

I can apply reasoning and solve problems when looking at non-unit fractions.


## To recognise non-unit fractions

### TALKING TIME:

What fraction is shaded in each diagram?



$$\frac{1}{2}$$



$$\frac{2}{2}$$

### **Success Criteria:**

#### **Mastery:**

I can understand the concept of a non-unit fraction.

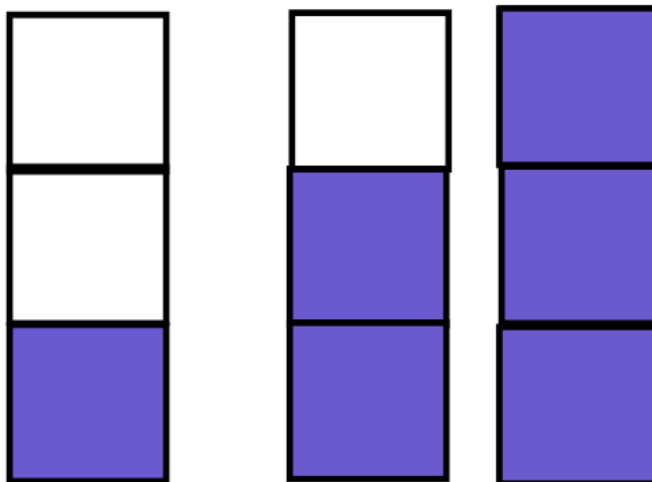
#### **Greater Depth:**

I can apply reasoning and solve problems when looking at non-unit fractions.

## To recognise non-unit fractions

### TALKING TIME:

What fraction is shaded in each diagram?



### **Success Criteria:**

#### **Mastery:**

I can understand the concept of a non-unit fraction.

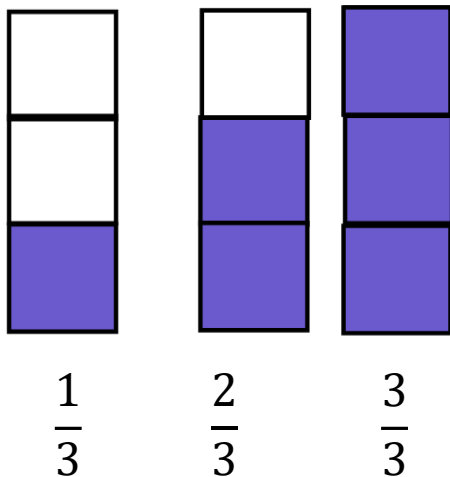
#### **Greater Depth:**

I can apply reasoning and solve problems when looking at non-unit fractions.

## To recognise non-unit fractions

### TALKING TIME:

What fraction is shaded in each diagram?



### **Success Criteria:**

#### **Mastery:**

I can understand the concept of a non-unit fraction.

#### **Greater Depth:**

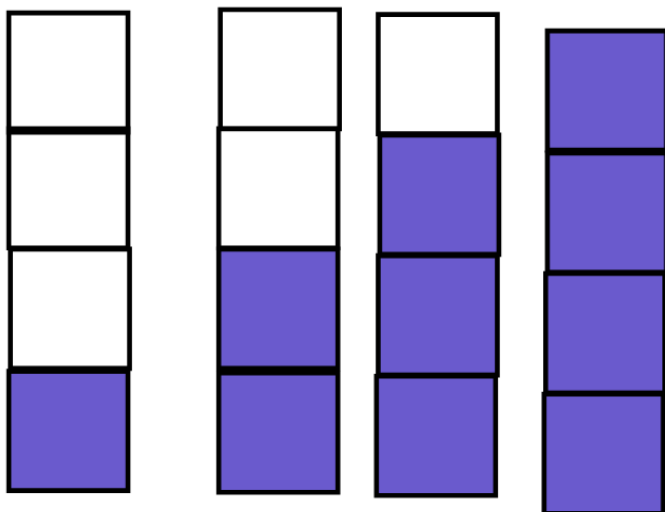
I can apply reasoning and solve problems when looking at non-unit fractions.



## To recognise non-unit fractions

### ACTIVITY 1:

What fraction is shaded in each diagram?



### **Success Criteria:**

#### **Mastery:**

I can understand the concept of a non-unit fraction.

#### **Greater Depth:**

I can apply reasoning and solve problems when looking at non-unit fractions.

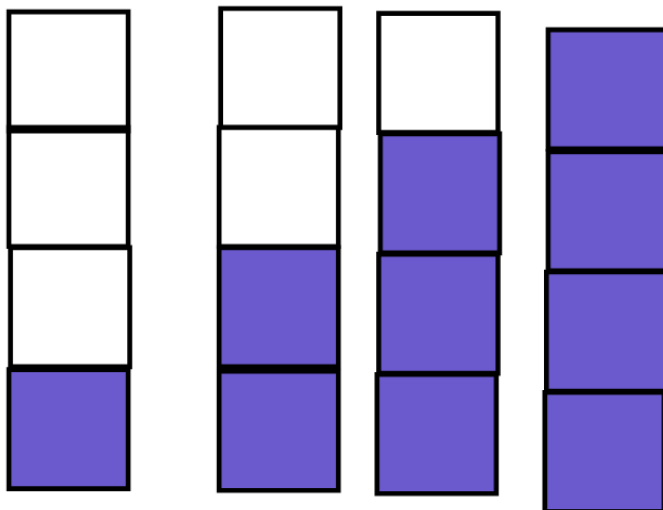
### **Extension:**

How else could you represent the fractions shown? Can you draw your own pictures?

## To recognise non-unit fractions

### ACTIVITY 1:

What fraction is shaded in each diagram?



$$\frac{1}{4}$$

$$\frac{2}{4}$$

$$\frac{3}{4}$$

$$\frac{4}{4}$$

### **Success Criteria:**

#### **Mastery:**

I can understand the concept of a non-unit fraction.

#### **Greater Depth:**

I can apply reasoning and solve problems when looking at non-unit fractions.

### **Extension:**

How else could you represent the fractions shown? Can you draw your own pictures?

## To recognise non-unit fractions

### TALKING TIME:

Shade  $\frac{3}{4}$  of this diagram.



### **Success Criteria:**

#### **Mastery:**

I can understand the concept of a non-unit fraction.

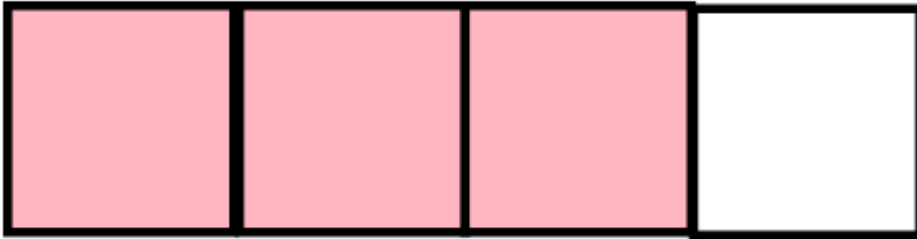
#### **Greater Depth:**

I can apply reasoning and solve problems when looking at non-unit fractions.

## To recognise non-unit fractions

### TALKING TIME:

Shade  $\frac{3}{4}$  of this diagram.



### **Success Criteria:**

#### **Mastery:**

I can understand the concept of a non-unit fraction.

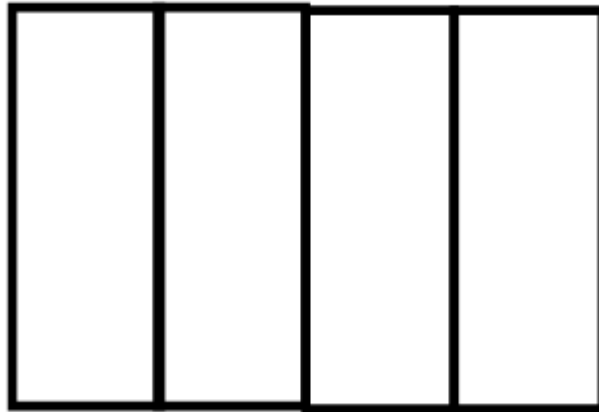
#### **Greater Depth:**

I can apply reasoning and solve problems when looking at non-unit fractions.

## To recognise non-unit fractions

### TALKING TIME:

Shade  $\frac{3}{4}$  of this diagram.



### **Success Criteria:**

#### **Mastery:**

I can understand the concept of a non-unit fraction.

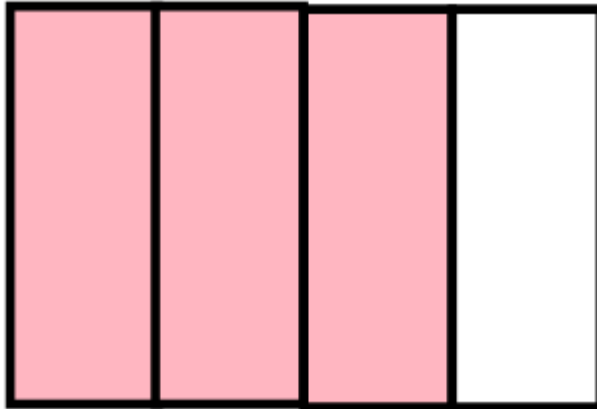
#### **Greater Depth:**

I can apply reasoning and solve problems when looking at non-unit fractions.

## To recognise non-unit fractions

### TALKING TIME:

Shade  $\frac{3}{4}$  of this diagram.



### **Success Criteria:**

#### **Mastery:**

I can understand the concept of a non-unit fraction.

#### **Greater Depth:**

I can apply reasoning and solve problems when looking at non-unit fractions.

## To recognise non-unit fractions

### ACTIVITY 2:

Shade  $\frac{3}{4}$  of each diagram.



### **Success Criteria:**

#### **Mastery:**

I can understand the concept of a non-unit fraction.

#### **Greater Depth:**

I can apply reasoning and solve problems when looking at non-unit fractions.



### **Extension:**

Draw your own shape and shade  $\frac{3}{4}$  of it.

## To recognise non-unit fractions

### ACTIVITY 2:

Shade  $\frac{3}{4}$  of each diagram.



### **Success Criteria:**

#### **Mastery:**

I can understand the concept of a non-unit fraction.

#### **Greater Depth:**

I can apply reasoning and solve problems when looking at non-unit fractions.

### **Extension:**


Draw your own shape and shade  $\frac{3}{4}$  of it



## To recognise non-unit fractions

### TALKING TIME:

Shade in the whole of this circle. What fraction is represented?



### **Success Criteria:**

#### **Mastery:**

I can understand the concept of a non-unit fraction.


#### **Greater Depth:**

I can apply reasoning and solve problems when looking at non-unit fractions.

## To recognise non-unit fractions

### TALKING TIME:

Shade in the whole of this circle. What fraction is represented?



$$\frac{2}{2}$$

### **Success Criteria:**

#### **Mastery:**

I can understand the concept of a non-unit fraction.

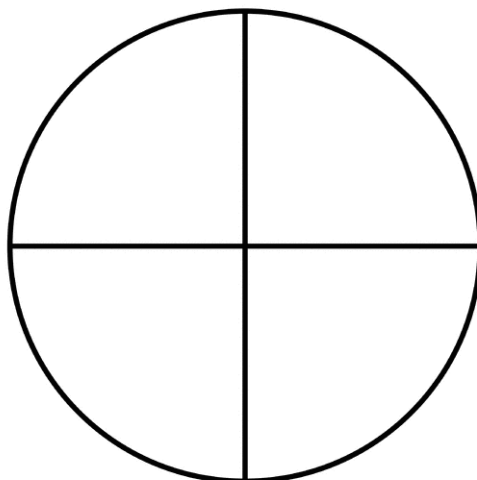
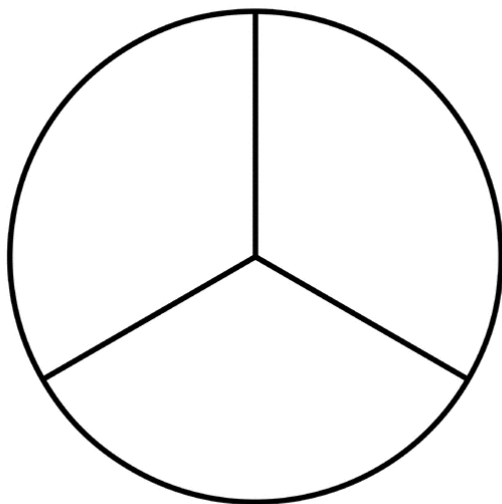
#### **Greater Depth:**

I can apply reasoning and solve problems when looking at non-unit fractions.

## To recognise non-unit fractions

### ACTIVITY 3:

Shade in the whole for each circle. What fraction is represented?



### **Success Criteria:**

#### **Mastery:**

I can understand the concept of a non-unit fraction.

#### **Greater Depth:**

I can apply reasoning and solve problems when looking at non-unit fractions.

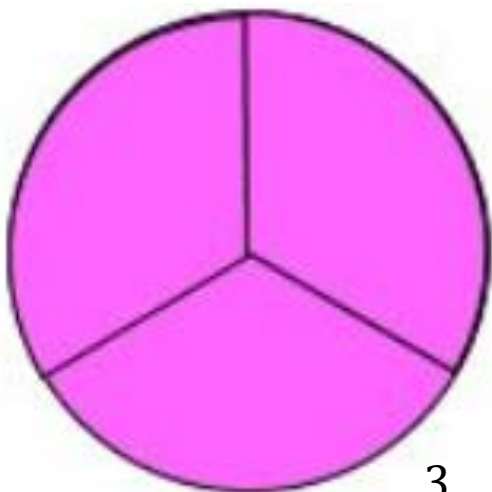
### **Extension:**

Can you draw your own pictures to represent the whole fractions?

## To recognise non-unit fractions

### ACTIVITY 3:

Shade in the whole for each circle. What fraction is represented?


$$\frac{3}{3}$$

$$\frac{4}{4}$$

### **Success Criteria:**

#### **Mastery:**

I can understand the concept of a non-unit fraction.

#### **Greater Depth:**

I can apply reasoning and solve problems when looking at non-unit fractions.

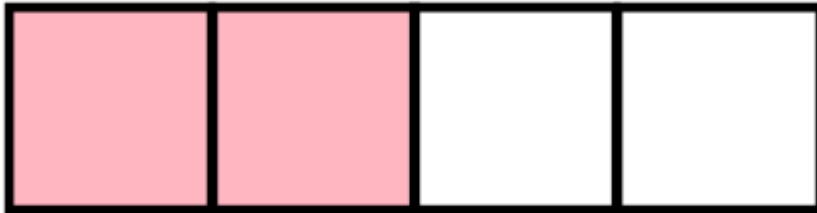
### **Extension:**

Can you draw your own pictures to represent the whole fractions?

## To recognise non-unit fractions

### ACTIVITY 4:

Skyler says she has shaded  $\frac{2}{2}$  of this shape. Is she correct?



### **Success Criteria:**

#### **Mastery:**

I can understand the concept of a non-unit fraction.

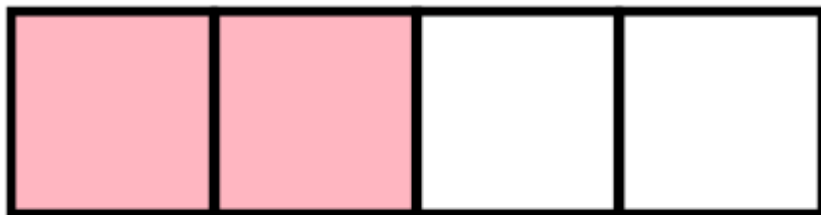
#### **Greater Depth:**

I can apply reasoning and solve problems when looking at non-unit fractions.

## To recognise non-unit fractions

### ACTIVITY 4:

Skyler says she has shaded  $\frac{2}{2}$  of this shape. Is she correct?



She is not correct as she has shaded two quarters of the shape.

### **Success Criteria:**

#### **Mastery:**

I can understand the concept of a non-unit fraction.

#### **Greater Depth:**

I can apply reasoning and solve problems when looking at non-unit fractions.

## To recognise non-unit fractions

### EVALUATION:

Sort these fractions using this table. What do you notice?

	Fractions equal to one whole	Fractions less than one whole
Unit fractions		
Non-unit fractions		

$$\frac{2}{2}$$

$$\frac{3}{4}$$

$$\frac{3}{3}$$

$$\frac{4}{4}$$

$$\frac{1}{4}$$

$$\frac{1}{3}$$

### Success Criteria:

#### Mastery:

I can understand the concept of a non-unit fraction.

#### Greater Depth:

I can apply reasoning and solve problems when looking at non-unit fractions.

## To recognise non-unit fractions

### EVALUATION:

Sort these fractions using this table. What do you notice?

	Fractions equal to one whole	Fractions less than one whole
Unit fractions		$\frac{1}{4}$ $\frac{1}{3}$
Non-unit fractions	$\frac{2}{2}$ $\frac{3}{3}$ $\frac{4}{4}$	$\frac{3}{4}$

E.g. there are no unit fractions that are equal to one whole. All the unit fractions are less than one whole.

### Success Criteria:

#### Mastery:

I can understand the concept of a non-unit fraction.

#### Greater Depth:

I can apply reasoning to solve problems in looking at non-fractions.




## Do you have a group of pupils who need a boost in maths this term?

Each pupil could receive a personalised lesson every week from our specialist 1-to-1 maths tutors.

- Raise attainment
- Plug any gaps or misconceptions
- Boost confidence

### **Speak to us:**

 [thirdspacelearning.com](https://thirdspacelearning.com)

 0203 771 0095

 [hello@thirdspacelearning.com](mailto:hello@thirdspacelearning.com)