



**THIRD SPACE**  
LEARNING

# Ready-to-go Lesson Slides

## Year 2

Fractions  
Lesson 8

Spr4

**At Third Space Learning we provide personalised online lessons from specialist maths tutors to support the target groups in your school.**

These ready-to-go slides are designed to work alongside our interventions to supplement quality first teaching and raise attainment in maths for all pupils.

To find out more about how you could use our 1-to-1 interventions year-round to boost maths progress in your school then get in touch:

020 3771 0095

[hello@thirdspacelearning.com](mailto:hello@thirdspacelearning.com)

**Boosting maths progress through 1-to-1 conversations...**



## To recognise unit fractions

### STARTER:

Write down as many ways you can represent a third as you can think of.

### **Success Criteria:**

#### **Mastery:**

I can understand the concept of a unit fraction.

#### **Greater Depth:**

I can use and apply reasoning and solve problems when looking at unit fractions.

## To recognise unit fractions

### STARTER:

Write down as many ways you can represent a third as you can think of.

E.g. 'A third,  $\frac{1}{3}$ , pictures of shapes etc.'

### **Success Criteria:**

#### **Mastery:**

I can understand the concept of a unit fraction.

#### **Greater Depth:**

I can use and apply reasoning and solve problems when looking at unit fractions.

## To recognise unit fractions

### TALKING TIME:

What is different and what is the same about these bar models?



### **Success Criteria:**

#### **Mastery:**

I can understand the concept of a unit fraction.


#### **Greater Depth:**

I can use and apply reasoning and solve problems when looking at unit fractions.

## To recognise unit fractions

### TALKING TIME:

What is different and what is the same about these bar models?



E.g. they both show unit fractions. One shows one half and one shows one third.

### **Success Criteria:**

#### **Mastery:**

I can understand the concept of a unit fraction.


#### **Greater Depth:**

I can use and apply reasoning and solve problems when looking at unit fractions.

## To recognise unit fractions

### TALKING TIME:

What is different and what is the same about these bar models?



### **Success Criteria:**

#### **Mastery:**

I can understand the concept of a unit fraction.


#### **Greater Depth:**

I can use and apply reasoning and solve problems when looking at unit fractions.

## To recognise unit fractions

### TALKING TIME:

What is different and what is the same about these bar models?



E.g. they both show unit fractions. One shows one half and one shows one quarter.

### **Success Criteria:**

#### **Mastery:**

I can understand the concept of a unit fraction.

#### **Greater Depth:**


I can use and apply reasoning and solve problems when looking at unit fractions.



## To recognise unit fractions

### ACTIVITY 1:

What is different and what is the same about these bar models?



### **Success Criteria:**

#### **Mastery:**

I can understand the concept of a unit fraction.

#### **Greater Depth:**

I can use and apply reasoning and solve problems when looking at unit fractions.

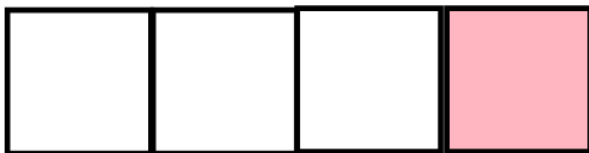

### **Extension:**

How else could you represent the fractions shown?

## To recognise unit fractions

### ACTIVITY 1:

What is different and what is the same about these bar models?



E.g. they all show unit fractions. They show one half, one third and one quarter.

### **Success Criteria:**

#### **Mastery:**

I can understand the concept of a unit fraction.

#### **Greater Depth:**

I can use and apply reasoning and solve problems when looking at unit fractions.


### **Extension:**

How else could you represent the fractions shown?

## To recognise unit fractions

### TALKING TIME:

What fraction is shaded in the diagram?



### **Success Criteria:**

#### **Mastery:**

I can understand the concept of a unit fraction.

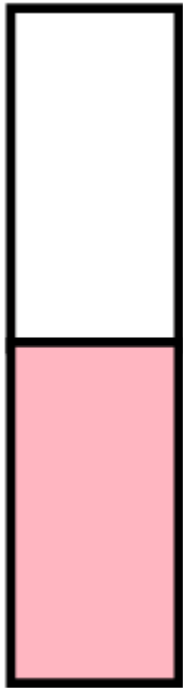
#### **Greater Depth:**

I can use and apply reasoning and solve problems when looking at unit fractions.

## To recognise unit fractions

### TALKING TIME:

What fraction is shaded in the diagram?



$$\frac{1}{2}$$

### **Success Criteria:**

#### **Mastery:**

I can understand the concept of a unit fraction.

#### **Greater Depth:**

I can use and apply reasoning and solve problems when looking at unit fractions.

## To recognise unit fractions

### TALKING TIME:

What fraction is shaded in the diagram?



### **Success Criteria:**

#### **Mastery:**

I can understand the concept of a unit fraction.


#### **Greater Depth:**

I can use and apply reasoning and solve problems when looking at unit fractions.

## To recognise unit fractions

### TALKING TIME:

What fraction is shaded in the diagram?



$$\frac{1}{3}$$

### **Success Criteria:**

#### **Mastery:**

I can understand the concept of a unit fraction.

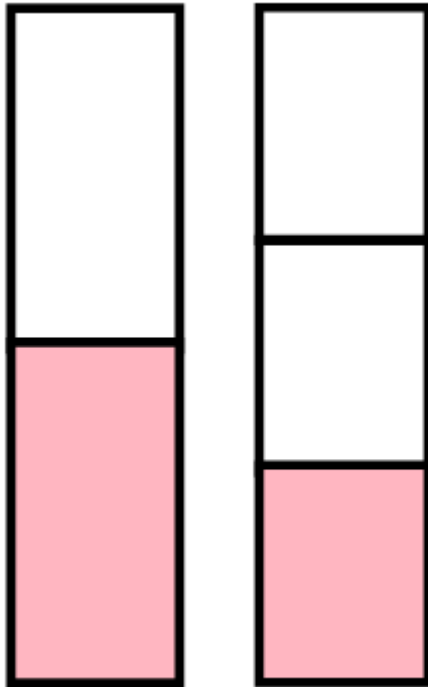
#### **Greater Depth:**

I can use and apply reasoning and solve problems when looking at unit fractions.

## To recognise unit fractions

### TALKING TIME:

What do you notice about the size of each fraction? Complete the sentence.



The \_\_\_\_\_ the denominator  
the \_\_\_\_\_ the fraction.

### **Success Criteria:**

#### **Mastery:**

I can understand the concept of a unit fraction.

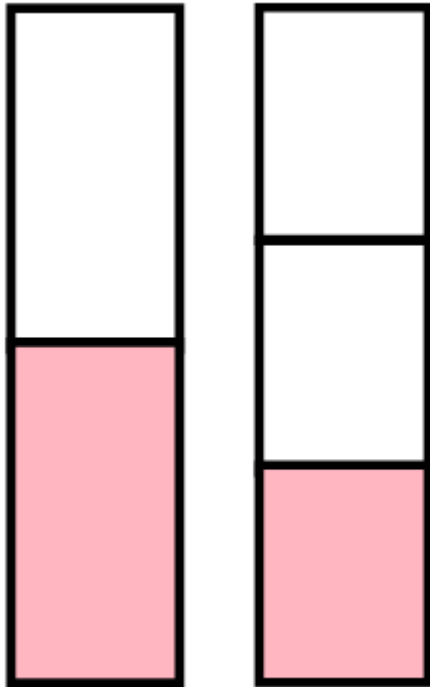
#### **Greater Depth:**

I can use and apply reasoning and solve problems when looking at unit fractions.

## To recognise unit fractions

### TALKING TIME:

What do you notice about the size of each fraction? Complete the sentence.



The **bigger** the denominator  
the **smaller** the fraction.

### **Success Criteria:**

#### **Mastery:**

I can understand the concept of a unit fraction.

#### **Greater Depth:**

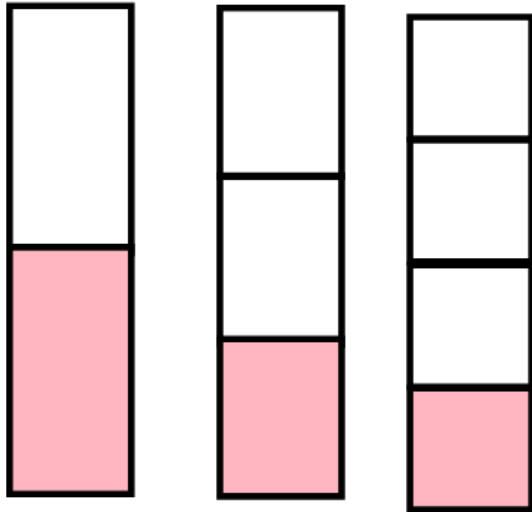
I can use and apply reasoning and solve problems when looking at unit fractions.



## To recognise unit fractions

### ACTIVITY 2:

What fraction is shaded in each picture? What do you notice about the size? Complete the sentences.



The \_\_\_\_\_ the denominator the  
\_\_\_\_\_ the fraction.

### **Success Criteria:**

#### **Mastery:**

I can understand the concept of a unit fraction.

#### **Greater Depth:**

I can use and apply reasoning and solve problems when looking at unit fractions.

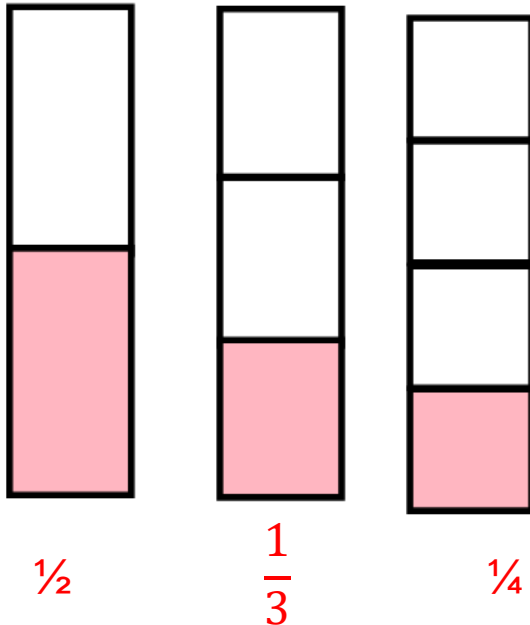
### **Extension:**

Use < > symbols to compare the fractions.

## To recognise unit fractions

### ACTIVITY 2:

What fraction is shaded in each picture? What do you notice about the size? Complete the sentences.



The **bigger** the denominator the **smaller** the fraction.

### **Success Criteria:**

#### **Mastery:**

I can understand the concept of a unit fraction.

#### **Greater Depth:**

I can use and apply reasoning and solve problems when looking at unit fractions.


### **Extension:**

Use < > symbols to compare the fractions.

## To recognise unit fractions

### TALKING TIME:

What unit fraction does this picture represent?



### **Success Criteria:**

#### **Mastery:**

I can understand the concept of a unit fraction.


#### **Greater Depth:**

I can use and apply reasoning and solve problems when looking at unit fractions.

## To recognise unit fractions

### TALKING TIME:

What unit fraction does this picture represent?



$$\frac{1}{2}$$

### **Success Criteria:**

#### **Mastery:**

I can understand the concept of a unit fraction.


#### **Greater Depth:**

I can use and apply reasoning and solve problems when looking at unit fractions.

## To recognise unit fractions

### TALKING TIME:

What unit fraction does this picture represent?



### **Success Criteria:**

#### **Mastery:**

I can understand the concept of a unit fraction.


#### **Greater Depth:**

I can use and apply reasoning and solve problems when looking at unit fractions.

## To recognise unit fractions

### TALKING TIME:

What unit fraction does this picture represent?



$$\frac{1}{4}$$

### **Success Criteria:**

#### **Mastery:**

I can understand the concept of a unit fraction.




#### **Greater Depth:**

I can use and apply reasoning and solve problems when looking at unit fractions.

## To recognise unit fractions

### ACTIVITY 3:

What unit fraction does each picture represent?



### **Success Criteria:**

#### **Mastery:**

I can understand the concept of a unit fraction.

#### **Greater Depth:**

I can use and apply reasoning and solve problems when looking at unit fractions.


### **Extension:**

Can you draw your own pictures to represent the unit fractions?


## To recognise unit fractions

### ACTIVITY 3:


What unit fraction does each picture represent?



$\frac{1}{4}$



$\frac{1}{3}$



$\frac{1}{2}$

### **Success Criteria:**

#### **Mastery:**

I can understand the concept of a unit fraction.

#### **Greater Depth:**

I can use and apply reasoning and solve problems when looking at unit fractions.

### **Extension:**

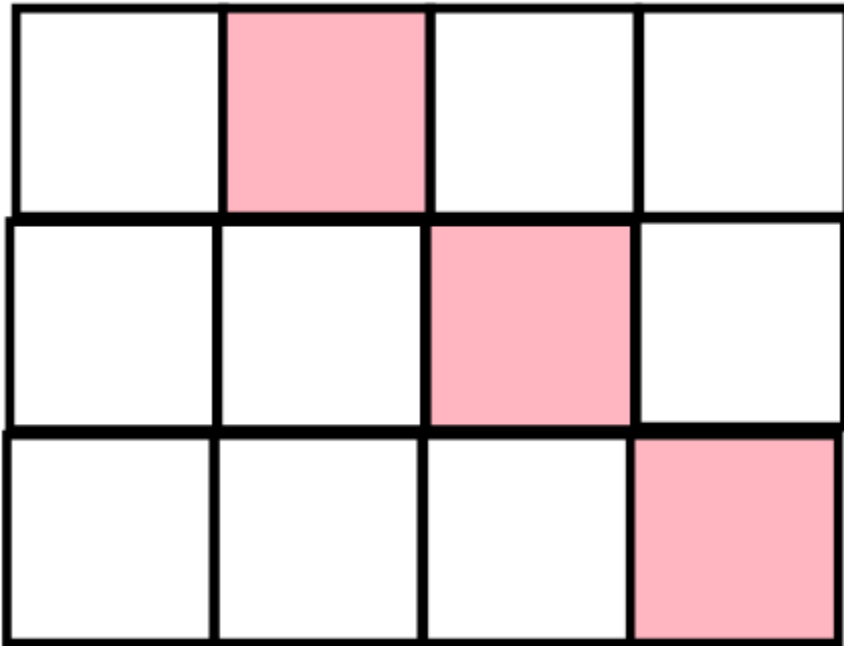
Can you draw your own pictures to represent the unit fractions?



## To recognise unit fractions

### ACTIVITY 4:

True or false? This shows  $\frac{1}{4}$ .



### **Success Criteria:**

#### **Mastery:**

I can understand the concept of a unit fraction.

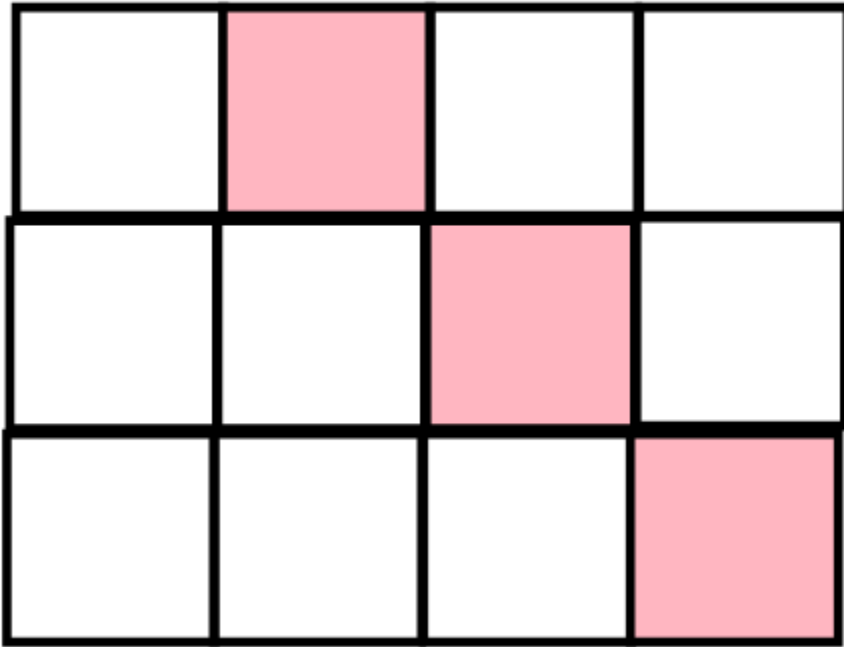
#### **Greater Depth:**

I can use and apply reasoning and solve problems when looking at unit fractions.

## To recognise unit fractions

### ACTIVITY 4:

True or false? This shows  $\frac{1}{4}$ .



### **Success Criteria:**

#### **Mastery:**

I can understand the concept of a unit fraction.

#### **Greater Depth:**

I can use and apply reasoning and solve problems when looking at unit fractions.

True.  $\frac{1}{4}$  of 12 is 3 and this shows 3 shaded.

## To recognise unit fractions

### EVALUATION:

I am thinking of a number. One third of my number is 8. Which is greater – one half or one quarter of my number? Use cubes or bar models to show your ideas.

### **Success Criteria:**

#### **Mastery:**

I can understand the concept of a unit fraction.

#### **Greater Depth:**

I can use and apply reasoning and solve problems when looking at unit fractions.

## To recognise unit fractions

### EVALUATION:

I am thinking of a number. One third of my number is 8. Which is greater – one half or one quarter of my number? Use cubes or bar models to show your ideas.

The number I am thinking of is 24. One quarter of the number is 6. One half of the number is 12. Half of a number is always bigger than a quarter of a number.

### **Success Criteria:**

#### **Mastery:**

I can understand the concept of a unit fraction.

#### **Greater Depth:**

I can use and apply reasoning and solve problems when looking at unit fractions.


## Do you have a group of pupils who need a boost in maths this term?

Each pupil could receive a personalised lesson every week from our specialist 1-to-1 maths tutors.

- Raise attainment
- Plug any gaps or misconceptions
- Boost confidence

### **Speak to us:**

 [thirdspacelearning.com](https://thirdspacelearning.com)

 0203 771 0095

 [hello@thirdspacelearning.com](mailto:hello@thirdspacelearning.com)