

Nelson St Philip's C of E Primary School

We love to learn. We learn to love. We love and learn together



Class Barley

Remote education

Friday 10th March 2023

Daily Lesson Timetable	Time (approximately)
Phonics/ spellings	20 minutes
English	45 minutes
Fluent in 5	10 minutes
Maths	45 minutes
Daily PE challenge	20 minutes
RE	45 minutes
Reading time– read your reading book	20 minutes

Phonics and spelling

Practise your weekly spellings for your year group. Try using these strategies to make it fun! Your spellings are on the next slide.

Rainbow Write

First write each word in pencil. Then trace over each word three times. **Each time you trace, you must use a DIFFERENT colour crayon.** Trace neatly and you will see a rainbow!

Silly Sentences

Write silly sentences using a spelling word in each sentence. Please underline your spelling words! Write neatly!

Example: My dog wears a blue and purple dress when he takes a bath.

Hidden Words

Draw and color a picture. Hide your spelling words inside your picture.

Show your picture to someone and see if they can find your hidden words!

Backwards Words

Write your spelling words forwards and then backwards. Write neatly!

Example: where erehw

Phonics and spelling

Weekly spellings:

Year 1 list

five

ride

like

time

side

home

those

woke

hope

cone

Year 2 list

want

watch

wander

quantity

squash

quality

squabble

squad

quad

quarrel

English LO: To write for different purposes



Over the half term, we have read the story of Bad Panda. In Chapter 7 (RAMPAGE!), Lin frees the animals and the zoo is turned on its head. Do you think zoos are a good idea? Some argue that animals suffer by being enclosed in cages and that capturing animals breaks up families. While others suggest that by bringing people and animals together, zoos can teach us how to protect animals and provide a safe home for rescued animals. Today, I'd like you to discuss your ideas with an adult and write a reflection explaining your own view/s. Use the success criteria below to check your writing.

Year 1 skills:

- Capital letters
- Full stops
- Conjunctions (and, but, because)
- Re-reading work

Year 2 skills:

- Correct punctuation **ABC . , ? !**
- Conjunctions (and, but, because, when, so that)
- Adverbs
- Noun phrases to add detail
- Re-reading and edit your work




A. Double 3 = ?

Use...

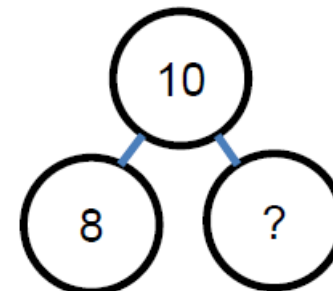


Number shapes
...to help you

B. 3 lots of 5 = ?



C. 8 + ? = 10





THIRD SPACE
LEARNING

Year 1

Week 19 – Day 1 (answers)

Use...




Number shapes

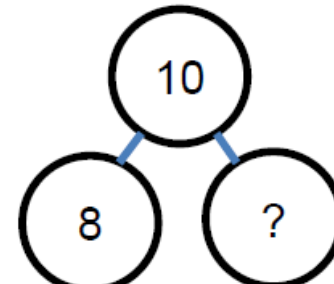
...to help you

$$\text{A. Double } 3 = 6$$

$$\text{B. 3 lots of } 5 = 15$$



$$\text{C. } 8 + 2 = 10$$





THIRD SPACE
LEARNING

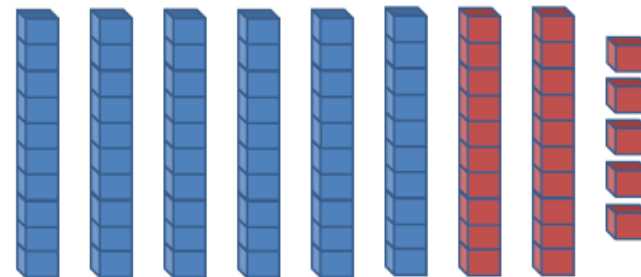
Year 2

Week 19 – Day 1

$$A. 7 \times 2 =$$



$$B. 85 - 25 =$$



$$C. 23 + 68 =$$

You choose...

...what to use...

...to help you



THIRD SPACE
LEARNING

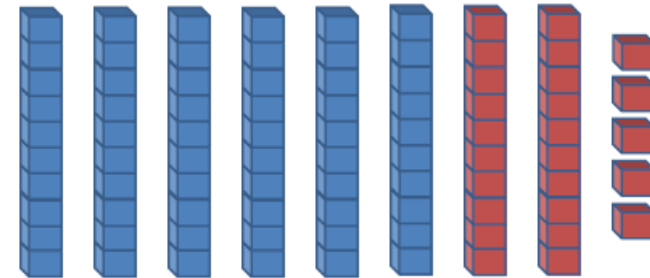
Year 2

Week 19 – Day 1 (Answers)

$$A. 7 \times 2 = 14$$



$$B. 85 - 25 = 60$$



$$C. 23 + 68 = 91$$

You choose...


...what to use...

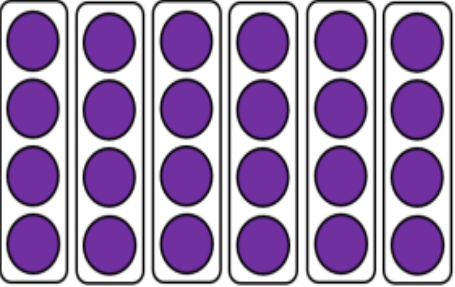
...to help you

Year 2

Independent Learning Tasks

Write the correct calculations.

	Using +
	Using \times

	Using +
	Using \times

Parent notes:

Children have to identify a repeated addition calculation and a multiplication calculation for each of the arrays. One of the arrays requires children to use the rows as groups (across), and one of them to use the columns as groups (going down).

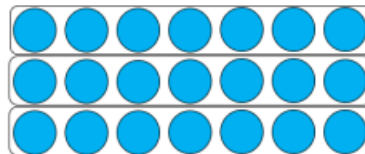

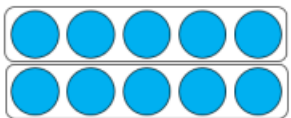
Year 2

Match the arrays to the correct calculations.

$$3 + 3 + 3 + 3$$

$$5 \times 2$$

$$7 \times 3$$



$$3 \times 4$$

$$7 + 7 + 7$$

$$5 + 5$$

Parent notes:

The second of the three questions asks children to match the arrays to the correct calculations. Each array is matched to a correct repeated addition and multiplication calculation.

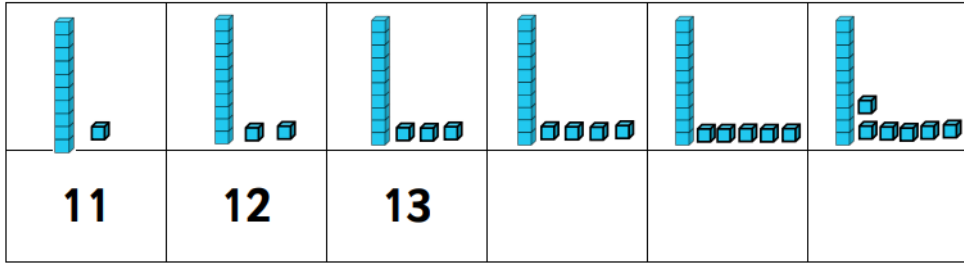
Task 3:

Using coins, pasta shapes or identical objects, can you make your own arrays.

Write two repeated addition calculations to match your array.

Write two multiplication calculations to match your array.

Guided Learning Task 1 (fill in the numbers in the sequences)



21	22	23			
----	----	----	--	--	--

31	32	33			
----	----	----	--	--	--

Guided Learning Task 2 (fill in the numbers in the sequences)

44	45	46			
----	----	----	--	--	--

39	40	41			
----	----	----	--	--	--

47	48	49			
----	----	----	--	--	--

Independent Learning (complete the sequences)

53	54	55			
----	----	----	--	--	--

58	59				
----	----	--	--	--	--

		59	60	61	
--	--	----	----	----	--

32
33
34

76
77
78

62
61

Maths (additional activities)

Log on to your TTRock Stars or NUMBOTS account and practise your timetables. Click on the image below to take you to the website.



Let's get active- PE is ssssnow much fun!

Here are some fun ideas to keep active whilst at home in the snow.

1. Go sledding! Get a sled, make a sled out of cardboard, and just go!
2. Build a snowman. Roll some balls, big or small. Build a snowman together. Find rocks for eyes, twigs for arms, and wrap him up warm with a hat and scarf!
3. Have a snowball fight! Play a snow ball target practice game. Set up something to throw at and let the children get some practice in throwing!
4. Build a snow fort. Pack the walls together to build a safe place for hiding out!
5. Make your own snow maze path and stomp through the snow to make patterned footprint designs.



Religious Education: Easter

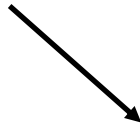
What is Palm Sunday?

Easter is the most important festival in the Christian calendar. It celebrates Jesus rising from the dead, three days after he died.

The week leading up to Easter is called **Holy Week**.

Palm Sunday is the Sunday before Easter Sunday. It is the first day of Holy Week and celebrates Jesus's arrival into Jerusalem riding on a donkey. Crowds of people came out of the city to greet him, throwing down palm branches on the road.

Watch the story of Palm Sunday here and discuss the events. Then complete the task on the next page.



Religious Education: Easter

Task: Draw a picture of the scene in Jerusalem and answer the questions below:

What would you have done if you had seen Jesus this day?

How would you have felt?

Do you think everyone felt this way?

Why were they waving palm leaves?

