

Nelson St Philip's C of E Primary School

We love to learn. We learn to love. We love and learn together



Class Pendle

Remote Learning

























Friday 28th May 2021

Daily Lesson Timetable	Year 1 (approximately)	Reception (approximately)
Phonics	20 minutes	20 minutes
Maths	45 minutes	30 Minutes
Mental Maths	30 minutes	30 minutes
Art & Design	30 minutes	30 minutes
PE	30 minutes	30 minutes

Mrs Variyam's Phonics





Please complete the grid below. Write the word that matches the image. Remember to use the correct 'igh' sound.

Alternative Spellings for igh

igh		ie		i-e		y	
							
							
							
							
							
							

Miss Nuttall's Phonics

Read the sentence and draw the additional information onto the image.



You could also play 'Dragon's Den' by following the link below. Please select one of our new digraphs (qu, ch, th, sh, ng).

<https://www.phonicsplay.co.uk/resources/phase/5/dragons-den>




Mrs Hussain's Phonics

Read the sentence and draw the additional information onto the image.

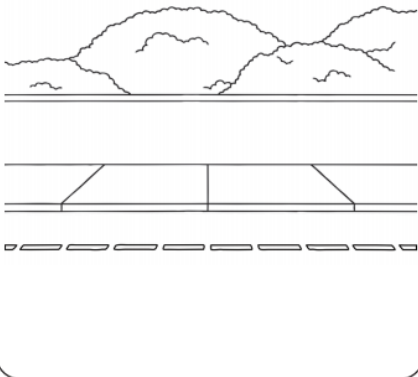
He got wet in **the** rain.



Ted can see **the** big cats
at **the** zoo.



The car was on **the** road.



The cat sat on **the** rooftop.



You could also play 'Dragon's Den' by following the link below. Please select Phase 3.
<https://www.phonicsplay.co.uk/resources/phase/5/dragons-den>



Reception Maths

Please start your maths lesson by counting forwards and backwards to 20. Then count in 10's to 100.

Today I would like you to complete the sheet below. You will also find a paper copy of this in your child's book bag.

Can you write the right number next to the hearts? Who has the lea:

Abdulla

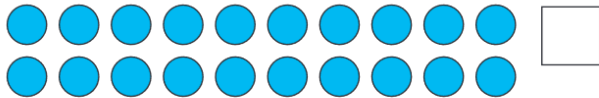


Reem



How many hearts do they have altogether?

How many circles are there?




What is 1 more than 5?

What is 1 less than 8?

What is heavier, an elephant or a feather?

The doll costs 5 coins. You have 10 coins. Can you buy the doll?



The car costs 9 coins. You have 10 coins. Can you buy the car?



Can you put these events in order?



Year 1 Maths Please start your maths lesson by counting in 10's , 5's and 2's. Then complete the Maths mat below.

Year 1 Maths Activity Mat

①


Section 1

What's next?

10	20	30				
----	----	----	--	--	--	--

Section 2

Add 1 more flower.



There would be flowers altogether

Section 3

What's the missing number?

$$10 - \square = 6$$



Section 4


Which line is the longest?

_____ A

_____ B

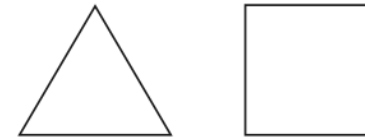
Section 5

If Lisa has 6 apples and she shares them equally with Sarah, how many apples will they have each?



Section 6

Colour half of these shapes.



Section 7

Circle the odd numbers:

2 8 13
7 1 12

Section 8

Fill in the boxes:

$$18 + \square = 20$$

$$15 + \square = 20$$

Year 1 Maths Today we are looking at Geometry and 2D shape's.

Please complete the questions below.

Guided Learning Task 1 (Tick the correct shapes).

Tick the circles.	Tick the triangles.

Match the shapes that are the same.

	•	•	
	•	•	
	•	•	
	•	•	

Guided Learning Task 2 (Tick the correct shapes)

Tick the square rectangles.	Tick the oblong rectangles.

Cross the shapes that do not belong in each set.

<p>triangles</p>	<p>square rectangles</p>
<p>oblong rectangles</p>	<p>circles</p>

Mental Maths Today I would also like you to spend some time on 'Numbots'.

This can be accessed via the Numbots app on a mobile or tablet.

Or click the link below to access it via their website.

<https://play.numbots.com/#/intro>

If you have misplaced your log in please, email and I will help you.



This can be used at home weekly to support your child's maths skills.

There are weekly certificates for


The child with the most points

The child with the best accuracy

And a the child with the most progress.

Art and Design

Following on from our 'Homes and Houses' topic. Please draw a picture of build a model of your house, or even Towneley Hall. You could use an old shoe box or cardboard box with some crayons and scrap paper. Please find some inspiration below.



P.E

Visit our 'PE at Home' page for your P.E challenge with Mr Ashworth



<https://www.st-philips.lancs.sch.uk/page/pe-at-home/89749>



<https://www.youtube.com/user/CosmicKidsYoga>



<https://www.youtube.com/user/thebodycoach1>

Or try
on the
below



<https://primarypeplanning.com/home-pe>

clicking
images
for an al-
ternative.

Worship

Visit our 'Worship at Home' page for our daily worship



<https://www.st-philips.lancs.sch.uk/page/worship-at-home/89768>