

Nelson St Philip's C of E Primary School

We love to learn. We learn to love. We love and learn together



Class Pendle

Remote Learning


Wednesday 3rd March 2021

Daily Lesson Timetable	Year 1 (approximately)	Reception (approximately)
Phonics	20 minutes	20 minutes
English	45 minutes	30 minutes
Maths	55 minutes	30 minutes
RE	30 minutes	40 minutes
Reading time	30 minutes	15 minutes
Handwriting/ Spelling	10 minutes	10 minutes
PE	30 minutes	30 minutes
Worship	15 minutes	15 minutes

Mrs Variyam's Phonics

Can you read these words?

Today's sound is the digraph 'oy'.



Toy for a boy. OY!

zoy
floy
loyal
ahoy

Watch your lesson here:

https://www.youtube.com/watch?v=htrRWBUAe9A&list=PLSGbfkpGVgWIQd6sfrxi8OC_Gn0snDDpM&index=9

Can you write these words in your book?



t _

b _

j _

R _ .. Family

Miss Nuttall's Phonics

Today's sound is the digraph... 'oa'

oa Goat in a boat. OA!



Look at the words below. Where is the 'oa' sound in these words.?

Watch your lesson here

https://www.youtube.com/watch?v=k404sYMrBKE&list=PLSGbfkpGVgWlQd6sfrxi8OC_Gn0snDDpM&index=18

Can you read these words?

l o a f f o a m f o a l g o a l c o a c h

Can you write these words in your book?



Mrs Hussain's Phonics

Today's sound is the digraph... 'ow'



brown cow

Brown cow.. OW!

Look carefully at the words below, where do we find the 'ow' sound? At the beginning, middle or end?

Watch your lesson here

https://www.youtube.com/watch?v=CwNUvqZ9sTU&list=PLSGbfkpGVgWIQd6sfrxi8OC_Gn0snDDpM&index=19

Can you read these words?

g ow n b ow t ow n n ow

Can you write these words in your book?



Extra Phonics

Remember you can always use games to practice your phonics

- Tricky word snap
- I spy
- Sound hunt



www.phonicsplay.co.uk



www.phonicsbloom.com

English To create a shopping list.



As World Book Day begins tomorrow, I thought that today we can read a book that is a little silly.

Today I would like you to listen to the story 'Chimpanzee's for tea'.

<https://www.youtube.com/watch?v=e2vnLQ53IzY>

Now, have a think if you could have any animal round for tea, which animal would you choose and why? Make a shopping list of the food you would buy for your guest.

Remember a list does not need to be written in full sentences. A list has one item for each line. You still need to use Fred Fingers though.



Reception Maths: To subtract a single digit number from 10.

This week we are looking at subtraction. Today we are looking at subtracting numbers from 10.

Before we begin I would like you to count forwards to and backwards from 20.

Next watch Miss Nuttall's lesson. Follow the link below.

<https://www.loom.com/share/4b43010c85e744f6ba7b1db454898d69>

Afterwards complete the questions on the next slide.

Reception Maths: To subtract a single digit number from 10.

For this activity, I would like you to encourage your child to use resources for support. They can use their fingers, pasta, buttons, socks, cars, what ever resources you have to hand.

1) $5 - 1 =$

2) $4 - 3 =$

3) $9 - 4 =$

4) $6 - 2 =$

5) $5 - 3 =$

6) $7 - 4 =$

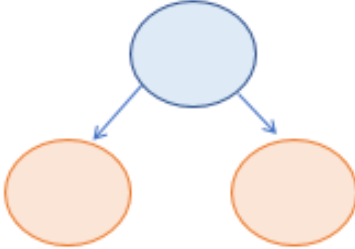

7) $3 - 3 =$

8) $10 - 7 =$

Year 1 Maths: To show an understanding of numbers

First, I would list you to count forwards to and backwards from 100.

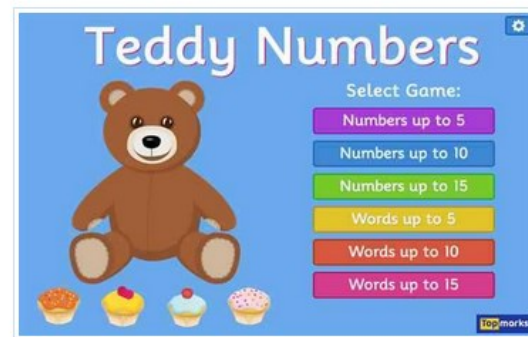
Next complete the number grid below.

<p>You can use objects around the house to help you. Or use this 100 square to help you...</p> <p>Paint the Squares - Interactive Number Charts (topmarks.co.uk)</p>	<p>Find one More...</p>	<p>Make it as a Part Part Whole</p> 
<p>How many tens and ones?</p> <p>_____ tens</p> <p>_____ ones</p>		<p>Take away 2...</p>
<p>Find ten less...</p>	<p>Find one less...</p>	<p>Find ten more...</p>

Maths (Extra activities)

You can keep practicing your maths skills by;

- number songs with [Jack Hartmann on You tube](#)
- Playing maths games on [Top Marks](#)
- Playing maths games on [education.com](#)
- Making numerals out of household objects/
Lego
- Playing dominos
- Playing board games
- Playing cards



RE: To explore the events of the Easter Story.

Christian's believe in the Easter story. The Easter story begins with Palm Sunday. Follow the link to listen to the story.

<https://www.youtube.com/watch?v=z-39h0xYqdE>

After you have watched the story, please think about these questions.

How do you think the people felt when they saw Jesus?

Why were they waving palm leaves and placing blankets on the floor?

Why do you think it was important for Jesus to enter the city on a donkey?



Reading Group 1 (Mrs Variyam's & Miss Nuttall's Phonics Groups)



A rabbit is in the log hut.





The cat got in the tub.



A bug is in the net.



Mum fed the dog.



Fill the cup to the top.



The men met at the rocket.



The bag is on the bed.



Bill can hop on his leg.

Using your phonics, read the sentences and point to/ tick the picture that matches the sentence. Try and read these sentences by yourself.

Reading Group 2 (Mrs Hussain's Phonics Groups)

Today, we are going to combine all of the reading skills we have looked at, to answer the questions below. Please try and read the passage independently, an adult can help you read the questions.

Journey into Space



Step 1 Starting Reading Skills



Q1: What can you see in the sky?

Tick **two**.

- the Sun
- a purple planet
- two rockets
- some stars



A man went to the Moon in a rocket.
He met an odd new friend called Zog.
"Let's have fun!" said Zog.

Q2: Which word in the text describes Zog?

Tick **one**.

- good
- odd
- kind
- mean



Q3: How could Zog and the man have fun together?
Answer with a full sentence.



Q4: How did the man get to the Moon?
Answer with a full sentence.



Spellings

It's time to practice our spellings.

Reception

- 1) was
- 2) into
- 3) is
- 4) you
- 5) all

Year 1

- 1) says
- 2) pull
- 3) push
- 4) they
- 5) was
- 6) of
- 7) put
- 8) our



P.E

Visit our 'PE at Home' page for your P.E challenge with Mr Ashworth



<https://www.st-philips.lancs.sch.uk/page/pe-at-home/89749>

Or try clicking on the images below for an alternative.



<https://www.youtube.com/user/CosmicKidsYoga>



<https://www.youtube.com/user/thebodycoach1>



<https://primarypeplanning.com/home-pe>

Worship

Visit our 'Worship at Home' page for our daily worship



<https://www.st-philips.lancs.sch.uk/page/worship-at-home/89768>