

Nelson St Philip's C of E Primary School

We love to learn. We learn to love. We love and learn together



Class Pendle

Remote Learning

Tuesday 2nd March 2021

Daily Lesson Timetable	Year 1 (approximately)	Reception (approximately)
Phonics	20 minutes	20 minutes
English	45 minutes	30 minutes
Maths	55 minutes	30 minutes
PSHE	30 minutes	30 minutes
Reading time	30 minutes	15 minutes
Handwriting/ Spelling	10 minutes	10 minutes
PE	30 minutes	30 minutes
Worship	15 minutes	15 minutes

Mrs Variyam's Phonics

Can you read these

Today's sound is the digraph 'ou'.



Shout it out. OU!

Watch your lesson here:

https://www.youtube.com/watch?v=ynSDIWsfugo&list=PLSGbfkpGVgWIQd6sfrxi8OC_Gn0snDDpM&index=13

round
sound
ground
found

Can you write these words in your book?




h _ se



m _ . e



m _ _



c l _ .

Miss Nuttall's Phonics

Today, we are going to recap the sounds 'th' and 'ng'



Shut the door. OR



Thing on string. NG!

First, recap your sounds here;

<https://www.youtube.com/watch?v=WnkgOJjg0T8>

Task: Your task today, is to complete the game on Purple Mash. Can you create words using the sounds th and ng?

Log in



2Do: 'th' as in 'then' 'th' as in 'thin' ng

Drag and drop the correct sound to create a word

(Ass _____ a

Mrs Hussain's Phonics

Today's sound is the trigraph... 'ur'



A nurse with a purse. UR!

Look at the words below. Where can we find this 'ur' sound?

Watch your lesson here

https://www.youtube.com/watch?v=bGp1BrmQoKc&list=PLSGbfkpGVgWIQd6sfrxi8OC_Gn0snDDpM&index=22

Can you read these words?

turf **turn** **burp** **curl**

Can you write these words in your book? Use the sound buttons to help.



h _ .



s _ .



n _ . e



p _ . eE



b _ . _

Extra Phonics

Remember you can always use games to practice your phonics

- Tricky word snap
- I spy
- Sound hunt



www.phonicsplay.co.uk



www.phonicsbloom.com

Reception English *To write simple sentences.*

Today, I would like you to write me 4 sentences including finger spaces, Fred fingers and full stops and capital letters if you can.

Tell me ...

What can you see?

Can you describe the objects you see?



Year 1 English To punctuate sentence correctly.

Today, I would like you to complete the Purple Mash activity 'Jim takes out the rubbish' In this task you need to read the sentence and drag and drop the correct punctuation into the right place.

Remember we use

Capital letters- at the start of sentences, for names, pets and places.

Full stops- at the end of a sentence.

Exclamation marks- when someone is shocked, shouting or excited.

Question Marks- when someone is asking a question.

Log in

[Forgot password?](#)

[Having trouble?](#)

[Register Parent](#)



2Do: Jim takes out the rubbish

Drag and drop the correct capital letters,

Reception Maths: To find 2 less than a given number.

Today, we are going to continue looking at taking away. Remember when we are looking at finding 'less' the end number gets smaller.

Firstly, please count forwards to and backwards from 20.

Next watch Miss Nuttall's lesson. Follow the link below.

<https://www.loom.com/share/85e4032b92ae4f869ec29b242856339a>

Afterwards, complete the questions on the next slide.

Reception Maths: To find two less than a given number.

Answer these questions in your book.

What is ...

... two less than 3?

... two less than 8?

... two less than 4?

... two less than 8?

... two less than 10?

... two less than 2?

You do not need to do this in your head. You can use your fingers or items from around the house to help you. Pasta, socks, buttons, Lego and toy cars can be a great help.

Year 1 Maths: To describe position using the terms around, inside and outside

First, listen to the 'count by 10's song.

<https://www.youtube.com/watch?v=7stosHbZZZg>

Next, watch Miss Nuttall's video on describing directions.

<https://www.loom.com/share/a8949a604d5a4d4db58f2150ee43dd39>

Then, complete the questions on the following slides. I hope this is easier than switching to a different sheet. You do not need to print these questions. They can be answered in your book,

Year 1 Maths: To describe position using the terms around, inside and outside

inside

outside



The  is _____ the box.

The  is _____ the box.

The  is _____ the box.


The  is _____ the box.

The  is _____ the box.

If you do not have a printer, please copy and complete the sentences in your book using the words inside and outside.

Year 1 Maths: To describe position using the terms around, inside and outside

Independent Learning Tasks



Copy and complete the sentences in your book.

Challenge. Can you think of two of your own sentences?

Tick the correct word for each sentence.

Kim is

inside
outside

 the house.

The cat is

above
below

 the table.

The vase is

on top of
in front of

 the table.

Tom is

between
beside

 Ali and Ben.

Ben is

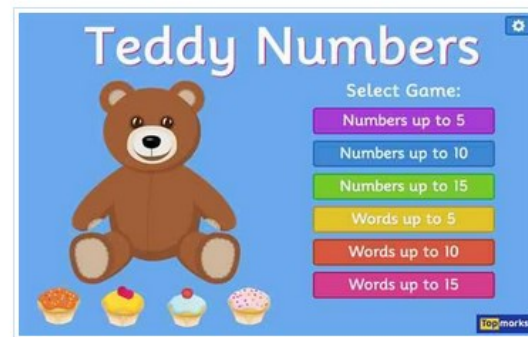
on top of
in front of

 the plant.

Maths (Extra activities)

You can keep practicing your maths skills by;

- number songs with [Jack Hartmann on You tube](#)
- Playing maths games on [Top Marks](#)
- Playing maths games on [education.com](#)
- Making numerals out of household objects/
Lego
- Playing dominos
- Playing board games
- Playing cards



PSHE: Preparing to go back to school.

Today, I would like you to spend some time talking about our return to school. Share our timetable with your child to help them remember what happens in our school day.

Mon	Maths	Phonics	B	English	RC (rainbow challenge)	L	Computing	Target Work	Worship
Tues	Maths	Phonics	R	Reading / RC	English	U	PE	PE	Worship
Wed	Maths	Phonics	E	Reading / RC	English	N	RE	Target Work	Worship
Thurs	Maths	Phonics	A	Reading/ RC	English	C	Science	Target Work	Worship
Fri	Maths	Phonics	K	Reading / RC'	English	H	History	Target Work	Worship

Reception children will continue to have time to 'choose' throughout the day and complete work practically. Target work includes working in small groups or working on key skills.

PSHE: Preparing to go back to school.

I would like you to watch 'Embers the Dragon' video. Can you remember our classroom rules?

<https://www.youtube.com/watch?v=7XqrcrXs5Qs>

Are you excited about coming back to school? Or are you feeling a little worried? It is ok to feel worried or anxious about coming back to school.

If you are feeling worried about school, try and create a Worry Monster or a Worry Jar. Write your worries down and lock them away.

<https://www.kidzplay.co.uk/worry-monster/#:~:text=Create%20a%20Worry%20Monster%20The%20idea%20is%20that,you%20see%20fit%20%E2%80%93%20there%20are%20no%20rules!>

If your child is worried about anything, please let me know and then I can provide support before we return to school.



Reading Group 1 (Mrs Variyam's & Miss Nuttall's Phonics Groups)

Today, we are going to combine all of the reading skills we have looked at, to answer the questions below. Please try and read the passage independently, an adult can help you read the questions.

Terrific Toys and Games

Step 1 Starting Reading Skills



Q1: Who is sitting on the mat?

Tick **two**.

Jen

the big teddy

the doll

Zack



Q2: Draw a line to match the word to the thing it describes.

red teddy

big jigsaw

fun toy box

Q3: Why is the big teddy not inside the toy box? Answer with a full sentence.



Q4: What is Jen doing? Answer with a full sentence.



Reading Group 2 (Mrs Hussain's Phonics Groups)

Today, we are going to combine all of the reading skills we have looked at, to answer the questions below. Please try and read the passage independently, an adult can help you read the questions.

Superheroes

Step 1 Starting Reading Skills



Q1: What is the superhero called?

Tick **one**.



Snap

Bang

Flash

Crash

Q2: Which two words in the text describe Flash?

Tick **two**.



light

strong

bad

good

Q3: What might Flash do if she saw someone in trouble?

Answer with a full sentence.





Flash is good and strong. She likes to help. She can send a flash of light or a crash of thunder from her hands!

Q4: What can Flash send from her hands?

Answer with a full sentence.



Spellings

It's time to practice our spellings.

Reception

- 1) he
- 2) she
- 3) me
- 4) be
- 5) we

Year 1

- 1) school
- 2) house
- 3) where
- 4) there
- 5) love
- 6) our
- 7) today
- 8) said



P.E

Visit our 'PE at Home' page for your P.E challenge with Mr Ashworth



<https://www.st-philips.lancs.sch.uk/page/pe-at-home/89749>

Or try clicking on the images below for an alternative.



<https://www.youtube.com/user/CosmicKidsYoga>



<https://www.youtube.com/user/thebodycoach1>



<https://primarypeplanning.com/home-pe>

Worship

Visit our 'Worship at Home' page for our daily worship



<https://www.st-philips.lancs.sch.uk/page/worship-at-home/89768>