

# Nelson St Philip's C of E Primary School

*We love to learn. We learn to love. We love and learn together*



## Class Barley

Remote education

*Monday 1st March 2021*

Daily Lesson Timetable	Time (approximately)
Phonics	20 minutes
English	45 minutes
Fluent in 5	10 minutes
Maths	45 minutes
Daily PE challenge	10 minutes
RE	45 minutes
Reading time	20 minutes


# Phonics groups

Please begin each phonics session with the speed sound video warm up below. Click to view.

Speed sounds Set 2



Speed sounds Set 3



It is important to remember that all children will secure sounds at different paces, therefore, if there is a particular sound you wish to recap and secure, then please do so. There will also be activities for consolidation of previous sounds as children have to recognise sounds and words as well as learn how to spell them using the correct graphemes. If you feel that your child is progressing well, then try the next group up for a challenge. If you feel that the lesson was too difficult, then you can always try the group below.

Thank you,

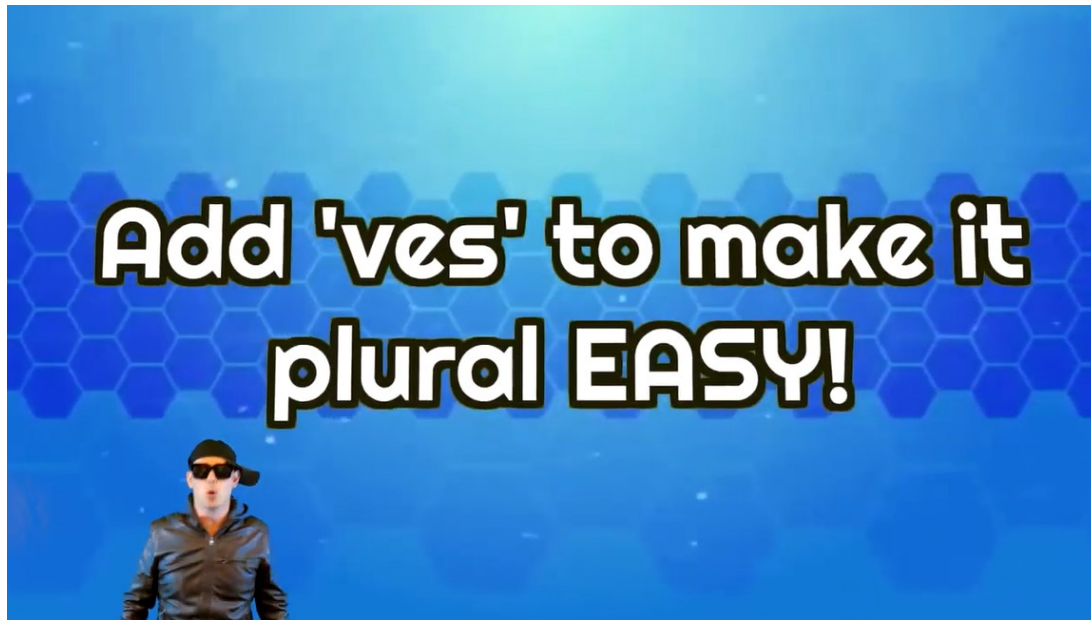
Miss Peel

## Miss Peel's Group (Phase 6) Begin with the speed sound Set 3 video

Weekly focus: Making plural nouns (when to add -ves)

If a noun ends in the letter -f or -fe and we want to make this plural, we drop the -f/-fe and replace it with -ves.

Take a look at the cool rap to help you practise this spelling rule. Please note there are some exception words:



Practise spelling the singular nouns and the nouns in their plural form:

calf  calves

half

shelf

loaf

wife

hoof

elf

Mr Ashworth's Group

Phase 5 Set 2: Focus sound kn

Today's sound is the digraph kn. Watch the RWI online tutorial. Have your home learning book and pencil ready to write down some of the kn words.

<https://www.youtube.com/watch?v=PKRaODxSzjc>



Common Exception words to practise:

where, house, friend, because

## Mrs Mahmood's Group (Phase 5 Set 1)

Today's sound is the split digraph i-e. Watch the RWI online tutorial. Have your home learning book and pencil ready to write down some of the i-e words.

<https://www.youtube.com/watch?v=StHZRtOwyLU>



Click on the image to take you to the video lesson.



Revise tricky words  
oh their people Mr  
Mrs

# Year 1 and 2 Common Exception Words

## Year 1

the	they	one
a	be	once
do	he	ask
to	me	friend
today	she	school
of	we	put
said	no	push
says	go	pull
are	so	full
were	by	house
was	my	our
is	here	
his	there	
has	where	
I	love	
you	come	
your	some	

## Year 2

door	gold	plant	clothes
floor	hold	path	busy
poor	told	bath	people
because	every	hour	water
find	great	move	again
kind	break	prove	half
mind	steak	improve	money
behind	pretty	sure	Mr
child	beautiful	sugar	Mrs
children	after	eye	parents
wild	fast	could	Christmas
climb	last	should	everybody
most	past	would	even
only	father	who	
both	class	whole	
old	grass	any	
cold	pass	many	

English LO: To re-tell a narrative (final part of the story)



Click here to re-cap the story and watch the video

Recap on the story from Friday's lesson and read over your story opening. Today, you will write the second part of the story. I want you to take your time and create a detailed written narrative, so make sure that you build your sentences orally before replicating them in writing and you use the key skills for your year group. There is a modelled writing video on how to edit on the next page.




# English LO: To re-tell a narrative (final part)

## Year 1 skills:

- Capital letters
- Full stops
- Use of ? !
- Conjunctions (and, but, because)
- Re-reading work

## Year 2 skills:

- Correct punctuation ABC . , ? !
- Conjunctions (and, but, because, when, so that)
- Adverbs
- Noun phrases to add detail
- Re-reading and edit your work



Click on the image or the YouTube video link.

<https://www.youtube.com/watch?v=YxJbPdfeWgM&feature=youtu.be>





A. 10 in groups of 2 = ?



B. 2 lots of 3 = ?

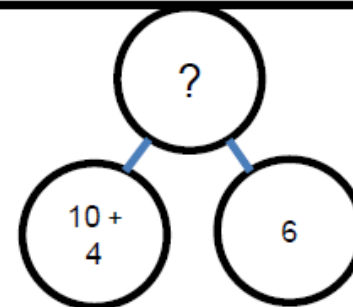
Use...



Number shapes

...to help you

C.  $6 + 14 = ?$



A. 10 in groups of 2 = 5 

B. 2 lots of 3 = 6

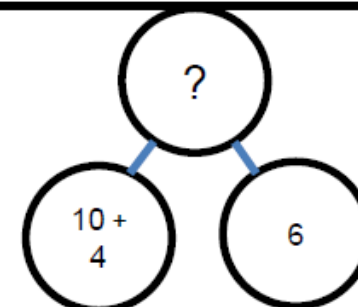
Use...




Number shapes

...to help you

C. 6 + 14 = 20



A.  $18 \div ? = 9$



B.  $23 + 13 =$



C.  $25 + 37 =$

You choose...

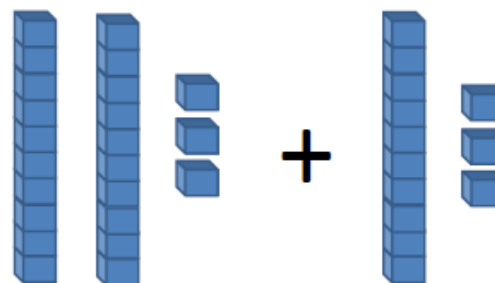
...what to use...

...to help you

$$A. 18 \div 2 = 9$$



$$B. 23 + 13 = 36$$



$$C. 25 + 37 = 62$$

You choose...


...what to use...

...to help you

# Maths LO: Use objects to count in 10's

Year 1 Join Miss Peel for today's maths lesson by clicking link below. If you do not have access, please download the PowerPoint on the remote learning page and complete the activity on the next slide.

<https://www.loom.com/share/6027455c3c6f4423beb697657f3394d1>



26/02/2021 Year 1 Multiplication and Division Lesson 1

## To count in 10s

- I can count forwards and backwards in groups of 10
- I can use real objects and pictures to show how to count in groups of 10
- I can explain the pattern and solve problems when I count in 10s

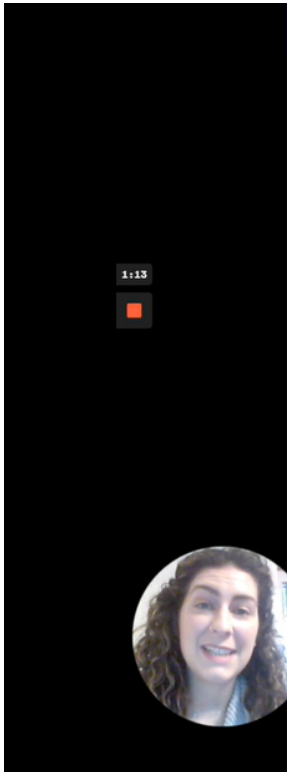
**Starter:**  
Which one is different? How do you know?


a) **2    4    6    8    10**

b)

c)

d)



 [thirdspacelearning.com](https://thirdspacelearning.com) Specialist 1-to-1 maths interventions and curriculum resources

Maths LO: Use real objects to count in 10's

## Year 1 Task 1

Year 1 are going to paint some eggs.

There are **60** children in Year 1.

Can each child have an egg to paint? How do you know?



Here is a bead string with 100 beads.

Can you count in 10s to find out which number the finger is pointing at?



Maths LO: Use real objects to count in 10's

Year 1 Task 2

To count in 10s

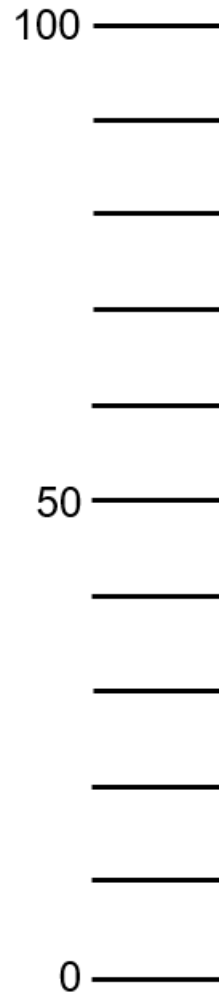


Ava is putting labels on this number track.

Can you write the missing labels as well?

Do your labels match the ones that Ava has written?

What is happening to the numbers?



How many birds are there altogether?



There are \_\_\_\_ birds in each tree.

There are \_\_\_\_ trees.

There are \_\_\_\_ birds altogether.

How many flowers are there altogether?



There are \_\_\_\_ flowers in each bunch.

There are \_\_\_\_ bunches.


There are \_\_\_\_ flowers altogether.



## Maths LO: To share objects into equal groups

Year 2 Join Miss Peel for today's maths lesson by clicking link below. If you do not have access, please download the PowerPoint on the remote learning page and complete the activities. There are templates for the activities over the next slides.

<https://www.loom.com/share/7aceb4ebfefb43439109dala25c65dde>



To share objects into equal groups

**Hinge Question:**


Tim has thirty counters.  
He shares them equally between five children.  
Each child gets six counters.

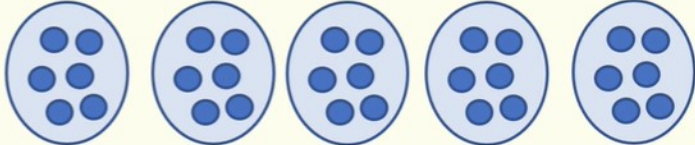
**Which calculation describes the story?**

**A**  $6 \div 5 = 30$

**C**  $30 - 5 = 6$

**D**  $30 \div 5 = 6$

 = 6



0:25 / 11:50

THIRD SPACE LEARNING

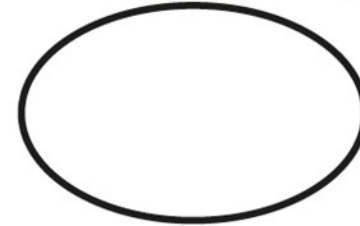
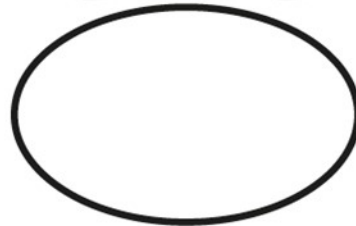
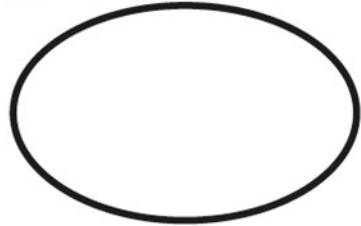
1x

Maths LO: To share objects into equal groups

Year 2 Task 1

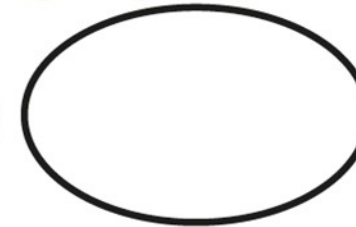
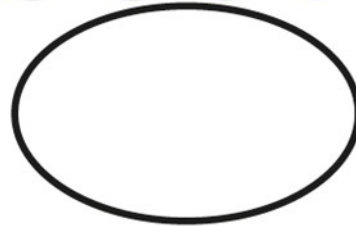
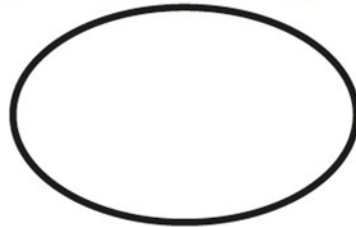
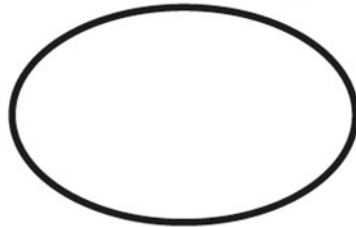
1. a. Share the apples into equal groups. Complete the stem sentence.

\_\_\_\_\_ is shared into \_\_\_\_\_ groups of \_\_\_\_\_.



b. Share the tennis balls into equal groups. Complete the stem sentence.

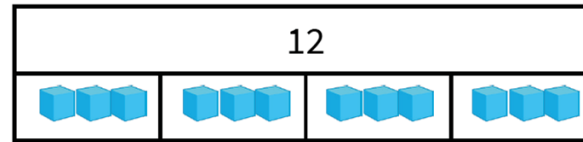
\_\_\_\_\_ is shared into \_\_\_\_\_ groups of \_\_\_\_\_.



# Maths LO: To share objects into equal groups

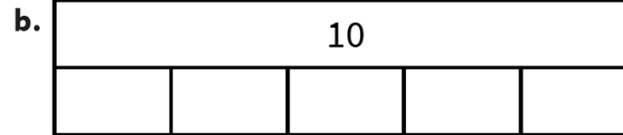
## Year 2 Task 2

2. a. Use the bar model to complete the number sentence.




$$12 \div \underline{\quad} = \underline{\quad}$$

Complete the bar models and the number sentences.




$$10 \div \underline{\quad} = \underline{\quad}$$



$$21 \div 3 = \underline{\quad}$$

3. Alex has 16 pears. When he shares them equally into baskets, there are none left over.



How many baskets can he share the pears into so that every basket has the same amount?

Find 3 different answers.



*Parent notes:*

*Various answers, for example:  
2 baskets with 8 pears in each  
4 baskets with 4 pears in each  
8 baskets with 2 pears in each*

# Maths (additional activities)

Join in with Bridget the Lioness as she practises her 2 times table

Write the times:



**The 2 Times Table with Bridget the Lioness**

Chelsea mascot Bridget the Lioness, has a song and movement routine to help students learn their 2 times table.

Write all of the different pairs of numbers that add up to make the number in the larger shape.

Four identical number bond diagrams are shown. Each diagram consists of a large cloud-like shape at the top containing the number 20, and two smaller cloud-like shapes at the bottom connected by lines to the top shape. The bottom shapes are currently empty for students to write in.

# Daily PE challenge

Come and exercise with a challenge session delivered by  
Mr Ashworth!

Click on the tennis ball to access the video link for today's  
challenge.

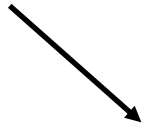


# Religious Education: Easter

## What happened at the Last Supper?

Easter is the most important festival in the Christian calendar. It celebrates Jesus rising from the dead, three days after he died.

Watch the video about the Last Supper, then complete some of the activities on the next slide.



# Religious Education: Last Supper activities

## Play

Sit around the table together with your family. Enjoy playing a board or card game, have a simple meal or your lunch together. Enjoy time to chat.

## Write

Draw a picture of yourself eating a very special meal. It might be a meal you have already enjoyed or one that you can imagine. Write about what is happening in your picture.

## Create

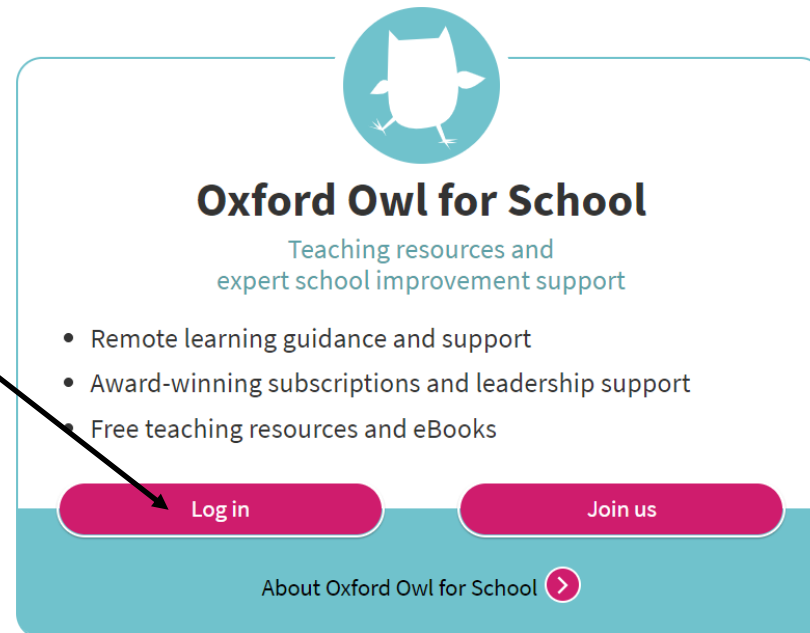
Imagine that Jesus is inviting you to a special meal and make the invitation.

# Reading time:

Login to your Oxford Owl e-book account and continue to the next slides for your activities:

Click on the image or the link below to access

[https://  
www.oxfordowl.co.uk/](https://www.oxfordowl.co.uk/)



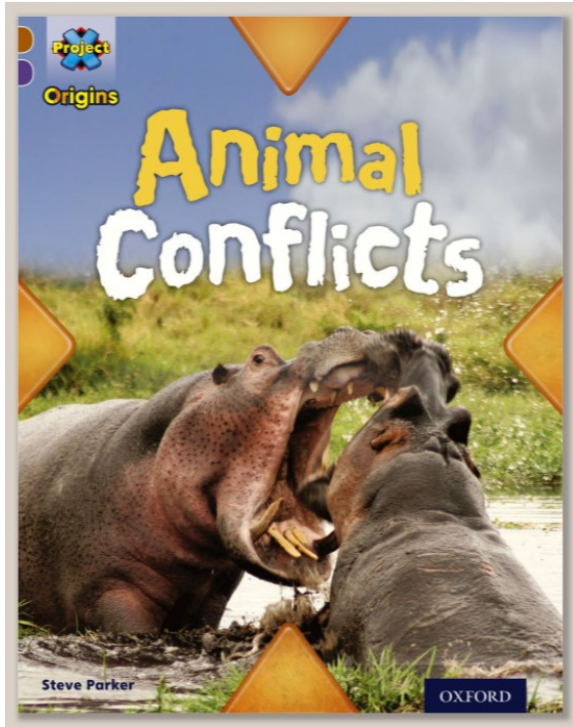
Username: classbarley

Password: Barley2021



# Reading time: Miss Peel's phonics group

(Book band Gold/ White/ Brown)



Username: classbarley

Password: Barley2021

## Reading activity

Today, finish read the final part of the book.

After reading, talk with your child about the book and ask them:

What types of animal conflicts did you read about in this book?

Which animal fact surprised you the most and why?

For an extra challenge, read back through the book and complete the quiz questions on the different pages. The answers are on page 32.

### QUIZ

Answers on page 32!

Match the names of the animals to the names of the male and female.

1) Fox	a) Stag and hind or doe
2) Deer	b) Bull and cow
3) Whale	c) Cock and hen
4) Bird of paradise	d) Dog and vixen

# Reading time: Mr Ashworth's phonics group

(Book band Orange/ Turquoise)



Username: classbarley

Password: Barley2021

## Reading activity

Recap the story so far and read from page 15- end.

Talk with your child about the book. Here are some questions that you could ask:

Why did Billy not notice the aliens until they had landed?


How do you think the aliens felt when they walked out of their spaceship?

How did the story make you feel at the end?

Now, draw a picture of your favourite part.

# Reading time: Mrs Mahmood's phonics group

(Book band Yellow/ Blue: Phase 4)



Username: classbarley

Password: Barley2021

## Reading activity

Look at the front cover and make an oral prediction about the story by flicking through the illustrations in the book.

Complete a first read of the whole book today and then practise reading and spelling the common exception words below that are covered in this text.



were out said like come  
have some