

# Nelson St Philip's C of E Primary School

*We love to learn. We learn to love. We love and learn together*



## Class Pendle

### Remote Learning

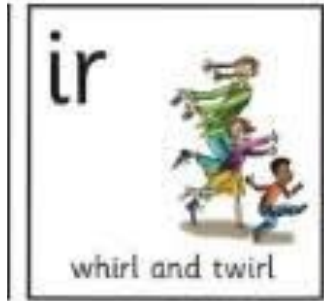
*Monday 1st March 2021*

| Daily Lesson Timetable | Year 1 (approximately) | Reception (approximately) |
|------------------------|------------------------|---------------------------|
| Phonics                | 20 minutes             | 20 minutes                |
| English                | 45 minutes             | 30 minutes                |
| Maths                  | 55 minutes             | 30 minutes                |
| Computing              | 30 minutes             | 30 minutes                |
| Reading time           | 30 minutes             | 15 minutes                |
| Handwriting/ Spelling  | 10 minutes             | 10 minutes                |
| PE                     | 30 minutes             | 30 minutes                |
| Worship                | 15 minutes             | 15 minutes                |

# Mrs Variyam's Phonics

Can you read these

Today's sound is the digraph 'ir'.



Whirl and twirl. IR!

**sir**  
**dirt**  
**stir**  
**skirt**

Watch your lesson here:

[https://www.youtube.com/watch?v=IXeYGWrMuWs&list=PLSGbfkpGVgWlQd6sfrxi8OC\\_Gn0snDDpM&index=10](https://www.youtube.com/watch?v=IXeYGWrMuWs&list=PLSGbfkpGVgWlQd6sfrxi8OC_Gn0snDDpM&index=10)

Can you write these words in your book?



g \_ l



b \_ d



sh \_ .



f \_ . t

# Miss Nuttall's Phonics

Today, we are going to recap the sounds 'or' and 'ar'



Shut the door. OR




Start the car. Ar

First, recap your sounds here;

<https://www.youtube.com/watch?v=WnkgOJjgOT8>

Task: Your task today, is to complete the game on Purple Mash. Can you create words using the sounds ar and or?

Log in



**2Do: ar, or**  
Fred talk the words, replacing the \_

# Mrs Hussain's Phonics

Today's sound is the digraph... 'er'



A better letter. ER!

Look at the words below. Where do we find this 'er' sound?

Watch your lesson here

<https://www.youtube.com/watch?v=ZTGTXttZAUw>

Can you read these words?

r i v e r




b o x e r



r o c k e r



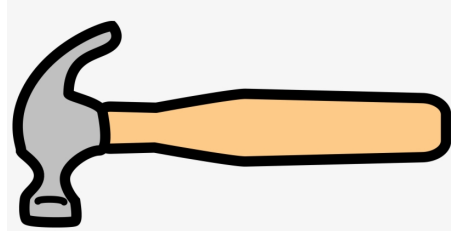
f a r m e r




Can you write these words in your book? Use the sound buttons to help.



t . . \_



h . . \_



f . . . \_



l . . . \_

## Extra Phonics

Remember you can always use games to practice your phonics

- Tricky word snap
- I spy
- Sound hunt



[www.phonicsplay.co.uk](http://www.phonicsplay.co.uk)



[www.phonicsbloom.com](http://www.phonicsbloom.com)

## English To use the word 'and' or 'because'

When we return to school next week, we are going to write our stories of Jack and the Beanstalk. So, today and tomorrow we are going to focus on writing full sentences using all of our skills.

Today, we are focusing on using the word 'and' or because.

We use the word 'and' to add extra information.

We use the word 'because' to explain why something has happened or why someone feels that way.

Watch Miss Nuttall's lesson here.

<https://www.loom.com/share/a6d3235dfb42429ba9b8f5ec3297a1a0>

Reception you only need to watch until 8 minutes and complete the zoo animals picture.

Year 1, you need to watch all of the video and complete the zoo animal picture and the cat picture.

# English To use the word 'and' or 'because'







Both Reception and Year 1, I would like you to write 5 sentences using the word and.

You can tell me what you see...

You could describe the van....

You could describe an animal...

| Sentence checklist <input checked="" type="checkbox"/>  |  |   |  |
|---|--|---|--|
| Capital letter<br>A B C D E<br>F G H I J K<br>L M N O P<br>Q R S T U<br>V W X Y Z<br><input type="checkbox"/> | Finger spaces<br><br><input type="checkbox"/> | Good letter formation<br><br><br><input type="checkbox"/> | and<br><br><input type="checkbox"/> |

But remember your full stops, finger spaces. Fred fingers and capital letters!!!



# English To use the word 'and' or 'because'






Just Year 1, now I would like you to copy and complete these sentences using the word because.

1) The dog is licking his lips because...

2) The man has a bucket of water because...

3) The man is small because ...

| Sentence checklist <input checked="" type="checkbox"/>  |  |  |  |  |
|---|--|--|--|--|
| Capital letter<br>A B C D E<br>F G H I J K<br>L M N O P<br>Q R S T U<br>V W X Y Z<br><input type="checkbox"/> | Finger spaces<br><br><input type="checkbox"/> | Good letter formation<br><br><input type="checkbox"/> | and<br><br><input type="checkbox"/> | Punctuation<br>. ? !<br><input type="checkbox"/> |

## Reception Maths: To find 1 less than a given number

This week we are looking at taking away. Today we are looking at taking away 1. Finding 1 less. Less means our number gets smaller.

Before, we begin I would like you to count forwards to and backwards from 20.

Next watch Miss Nuttall's lesson. Follow the link below.

<https://www.loom.com/share/eeec28ce885a45b69343a75c273edee8>

Afterwards complete the questions on the next slide.

## Reception Maths: To find one less than a given number

Answer these questions in your book.

What is ...

... one less than 5?

... one less than 3?

... one less than 9?

... one less than 6?

... one less than 10?

... one less than 1?

You do not need to do this in your head. You can use your fingers or items from around the house to help you. Pasta, socks, buttons, Lego and toy cars can be a great help.

If your child chooses to have support through resources, please make a note of this at the side of their work.

Year 1 Maths: To describe direction using above below, on top and in front of

First, listen to the 'count by 5s' song.

<https://www.youtube.com/watch?v=amxVL9KUmq8>

Next, watch Miss Nuttall's video on describing directions.



<https://www.loom.com/share/d6898fc01a924922974bf297b3c9ba67>



Then, complete the questions on the following slides. I hope this is easier than switching to a different sheet. You do not need to print these questions. They can be answered in your book,



# Year 1 Maths: To describe direction using above below, on top and in front of



above      below





The  is \_\_\_\_\_ the 

The  is \_\_\_\_\_ the 

The  is \_\_\_\_\_ the 

The  is \_\_\_\_\_ the 

The  is \_\_\_\_\_ the 






Copy and complete the sentences in your book using the words above or below.

If you do not have a printer, you may number the questions and write the answer.

### Independent Learning Tasks








Tick the toy which is **below** the duck.






---

Tick the toy which is **below** the plane.

---

Tick the toy which is **above** the duck.

# Year 1 Maths: To describe direction using above below, on top and in front of

Complete the sentences.

on top of

in front of



Ali is \_\_\_\_\_ the table.



Kim is \_\_\_\_\_ the books.



Ben is \_\_\_\_\_ the box.




Tom is \_\_\_\_\_ the plant.

- Copy and complete the sentences in your book, using the words on top of and in front of.

There are seven beads on a string.  
Work out which colour is where.

- The blue bead is at the bottom.
- The orange bead is between the green and yellow beads.
- The green bead is not at the top.
- The yellow bead is above the red bead.
- The orange bead is in the middle.
- The purple bead is not next to the green bead.

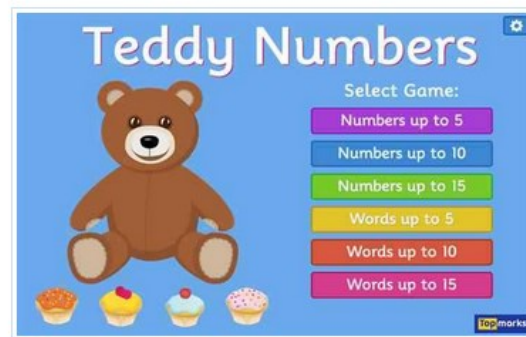


If you do not have a printer, you may draw the string of beads and colour them following the instructions.

# Maths (Extra activities)

You can keep practicing your maths skills by;

- number songs with [Jack Hartmann on You tube](#)
- Playing maths games on [Top Marks](#)
- Playing maths games on [education.com](#)
- Making numerals out of household objects/  
Lego
- Playing dominos
- Playing board games
- Playing cards



## Computing: To sort and group objects using a computer.

Last week, we started our computing lesson by sorting objects based on their criteria in real life. Today, we are going to group objects based on their properties using the computer.

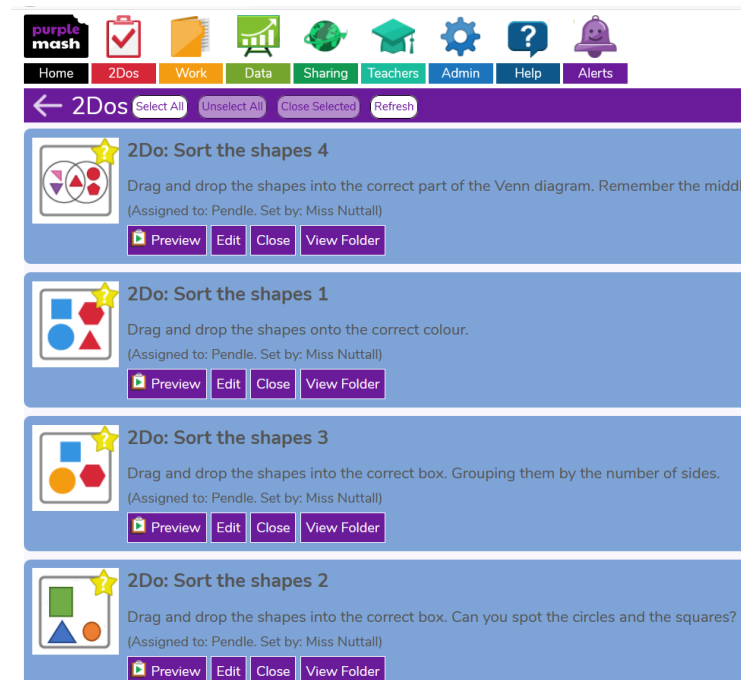
Please log in to [Purple Mash](#) and complete the following 2Do's. Please complete them in order 1,2,3,4 as they increase in difficulty. Remember to hand in your work once it has been completed.

Log in

[Forgot password?](#)

[Having trouble?](#)

[Register Parent](#)



The screenshot shows the Purple Mash interface. At the top, there is a navigation bar with icons for Home, 2Dos, Work, Data, Sharing, Teachers, Admin, Help, and Alerts. Below this is a purple header for the '2Dos' section, with buttons for 'Select All', 'Unselect All', 'Close Selected', and 'Refresh'. The main content area displays four 2Do tasks, each with a star icon and a preview image:

- 2Do: Sort the shapes 4**  
Drag and drop the shapes into the correct part of the Venn diagram. Remember the middle.  
(Assigned to: Pendle. Set by: Miss Nuttall)  
Buttons: Preview, Edit, Close, View Folder
- 2Do: Sort the shapes 1**  
Drag and drop the shapes onto the correct colour.  
(Assigned to: Pendle. Set by: Miss Nuttall)  
Buttons: Preview, Edit, Close, View Folder
- 2Do: Sort the shapes 3**  
Drag and drop the shapes into the correct box. Grouping them by the number of sides.  
(Assigned to: Pendle. Set by: Miss Nuttall)  
Buttons: Preview, Edit, Close, View Folder
- 2Do: Sort the shapes 2**  
Drag and drop the shapes into the correct box. Can you spot the circles and the squares?  
(Assigned to: Pendle. Set by: Miss Nuttall)  
Buttons: Preview, Edit, Close, View Folder



# Reading Group 1 (Mrs Variyam's & Miss Nuttall's Phonics Groups)



**Mum can dig the mud.**



**The man at the top had a hat on.**

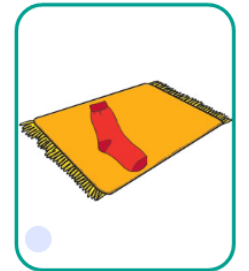
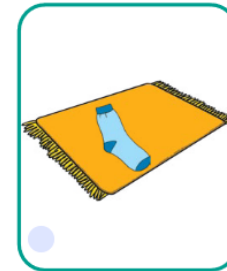


**I can run in the sun.**

Using your phonics, read the sentences and point to/tick the picture that matches the sentence. Try and read these sentences by yourself.



**The ham is in the pan.**



**A red sock is on the rug.**



**The rat sat on the sack.**



**A big bug is on the bag.**

# Reading Group 2 (Mrs Hussain's Phonics Groups)

Today, we are going to combine all of the reading skills we have looked at, to answer the questions below. Please try and read the passage independently, an adult can help you read the questions.

## Winter Wonderland

Step 1 Starting Reading Skills



**Q1:** Who had a snowball fight?

Tick **two**.

- Jess
- Kim
- Josh
- Len



Jess makes a snowman. It has a long scarf and a black hat. Kim and Josh play and have a snowball fight. Len goes down the hill.

**Q2:** Which word in the text best describes the snowman's hat?

Tick **one**.

- black
- long
- play
- fight



**Q3:** How do you think Kim and Josh are feeling?  
Answer with a full sentence.

---

---

---



**Q4:** What did Len do?  
Answer with a full sentence.

---

---

---



# Spellings

It's time to practice our spellings.

## Reception

- 1) I
- 2) to
- 3) no
- 4) go
- 5) the

## Year 1

- 1) your
- 2) they
- 3) come
- 4) some
- 5) once
- 6) friend
- 7) were
- 8) there



# P.E

Visit our 'PE at Home' page for your P.E challenge with Mr Ashworth



<https://www.st-philips.lancs.sch.uk/page/pe-at-home/89749>

Or try clicking on the images below for an alternative.



<https://www.youtube.com/user/CosmicKidsYoga>



<https://www.youtube.com/user/thebodycoach1>



<https://primarypeplanning.com/home-pe>

# Worship

Visit our 'Worship at Home' page for our daily worship



<https://www.st-philips.lancs.sch.uk/page/worship-at-home/89768>